

HOME

TESTING

CASES

HOSPITALIZATION

DEATHS

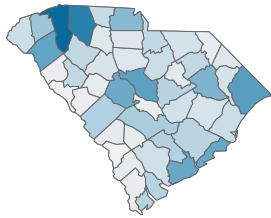
**COVID-19 in South Carolina**  
As of 11:59 PM on 5/5/2021

Deaths

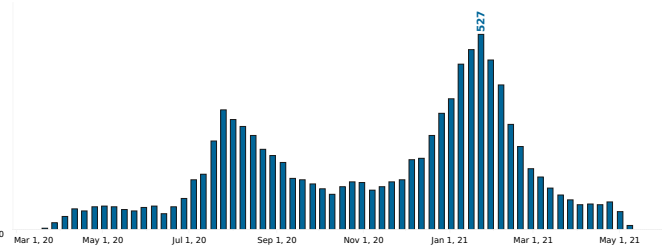
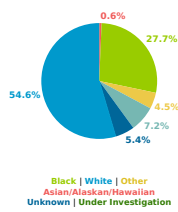
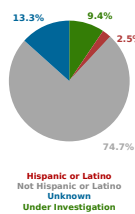
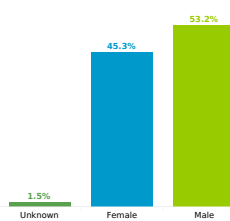
9,566

Percent of Deaths with Comorbid Conditions

64.8%

[Go to Comorbidity Details](#)Reported Deaths due to COVID-19, by County  
County: AllCount  
16 1,000

Reported COVID-19 Deaths, by Week of Date of Death

County Displayed: **South Carolina** | Dates Displayed: 3/4/2020 to 5/5/2021  
*Note: Data is suppressed for fewer than 5 cases*Reported COVID-19 Deaths, by Race  
AllReported COVID-19 Deaths, by Race  
AllReported COVID-19 Cases, by Sex  
All

Reported COVID-19 Cases, by Age Group &amp; Age Related Information

