

[HOME](#)[TESTING](#)[CASES](#)[HOSPITALIZATION](#)[DEATHS](#)

## COVID-19 in South Carolina

As of 11:59 PM on 5/9/2021

### Deaths

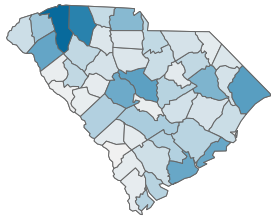
**9,596**

### Percent of Deaths with Comorbid Conditions

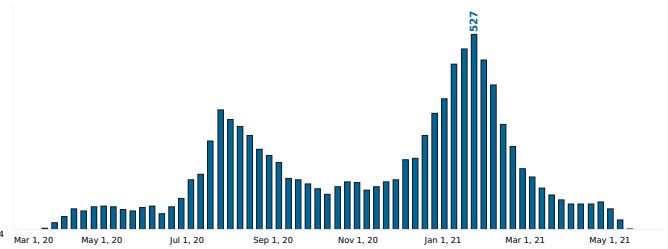
**64.8%**[Go to Comorbidity Details](#)

### Reported Deaths due to COVID-19, by County

County: All



### Reported COVID-19 Deaths, by Week of Date of Death

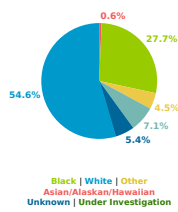


County Displayed: **South Carolina** | Dates Displayed: 3/4/2020 to 5/9/2021

*Note: Data is suppressed for fewer than 5 cases*

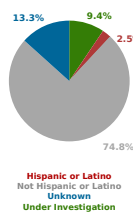
### Reported COVID-19 Deaths, by Race

All



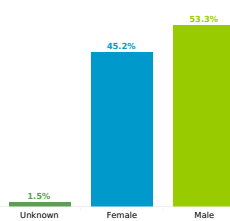
### Reported COVID-19 Deaths, by Race

All



### Reported COVID-19 Cases, by Sex

All



### Reported COVID-19 Cases, by Age Group & Age Related Information

