

HOME

TESTING

CASES

HOSPITALIZATION

DEATHS

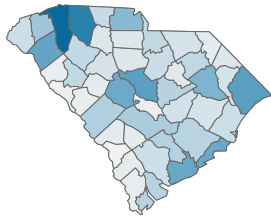
COVID-19 in South Carolina
As of 11:59 PM on 5/28/2021

Deaths

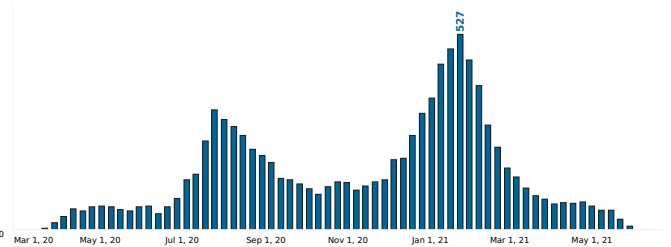
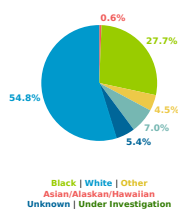
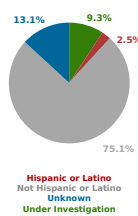
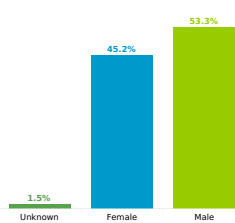
9,732

Percent of Deaths with Comorbid Conditions

64.8%

[Go to Comorbidity Details](#)Reported Deaths due to COVID-19, by County
County: All

Reported COVID-19 Deaths, by Week of Date of Death

County Displayed: **South Carolina** | Dates Displayed: 3/4/2020 to 5/28/2021
*Note: Data is suppressed for fewer than 5 cases*Reported COVID-19 Deaths, by Race
AllReported COVID-19 Deaths, by Race
AllReported COVID-19 Cases, by Sex
All

Reported COVID-19 Cases, by Age Group & Age Related Information

