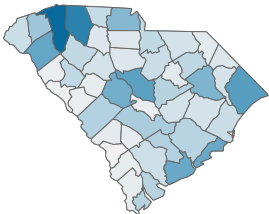
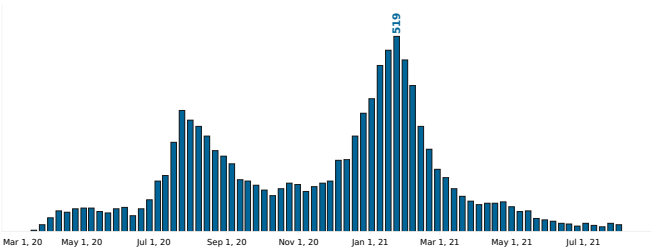
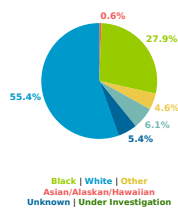
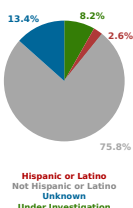
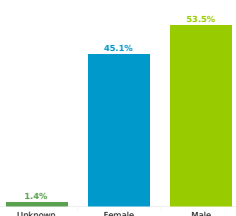


COVID-19 in South Carolina
As of 11:59 PM on 8/1/2021**Deaths****9,917****Percent of Deaths with Comorbid Conditions****64.8%**[Go to Comorbidity Details](#)**Reported Deaths due to COVID-19, by County**
County: All**Reported COVID-19 Deaths, by Week of Date of Death**Count
15 1,043County Displayed: **South Carolina** | Dates Displayed: 3/4/2020 to 8/1/2021
*Note: Data is suppressed for fewer than 5 cases***Reported COVID-19 Deaths, by Race**
All**Reported COVID-19 Deaths, by Race**
All**Reported COVID-19 Cases, by Sex**
All**Reported COVID-19 Cases, by Age Group & Age Related Information**