COVID-19 in South Carolina

As of 11:59 PM on 9/13/2021

Deaths	Percent of Deaths with Comorbid Conditions
11,483	64.8%

Go to Comorbidity Details

Reported Deaths due to COVID-19, by County

County:All

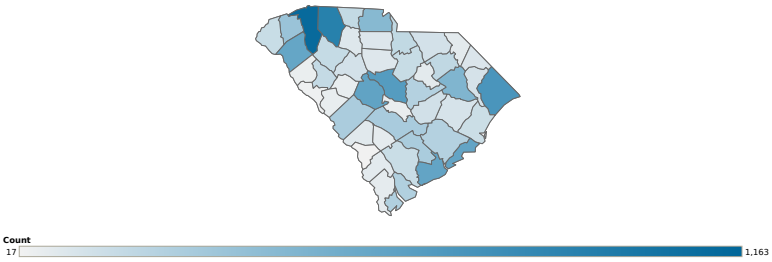

Reported COVID-19 Deaths, by Week of Date of Death

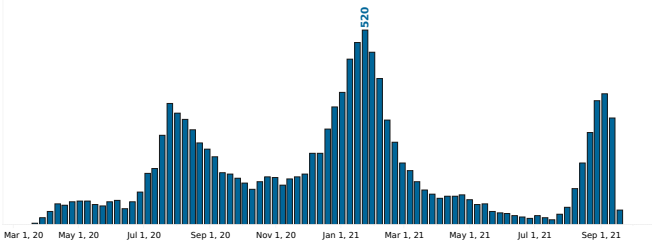

County Displayed: **South Carolina** | Dates Displayed:3/4/2020 to 9/13/2021

Note: Data is suppressed for fewer than 5 cases

Reported COVID-19 Deaths, by Race

All

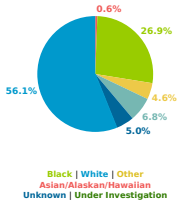

Reported COVID-19 Deaths, by Race

All

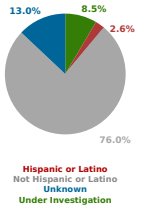

Reported COVID-19 Cases, by Sex

All

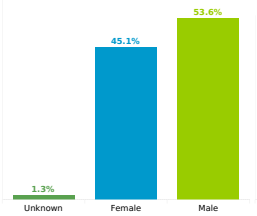

Reported COVID-19 Cases, by Age Group & Age Related Information

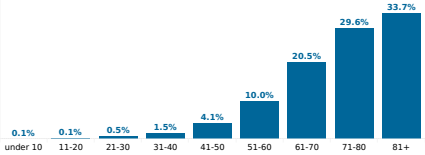

Minimum Age	**0 years**
Median Age	**75 years**
Maximum Age	**106 years**
Average Age	**73.6 years**