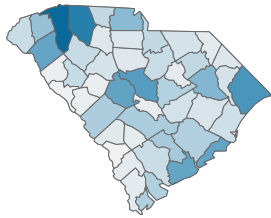


COVID-19 in South Carolina
As of 11:59 PM on 9/22/2021

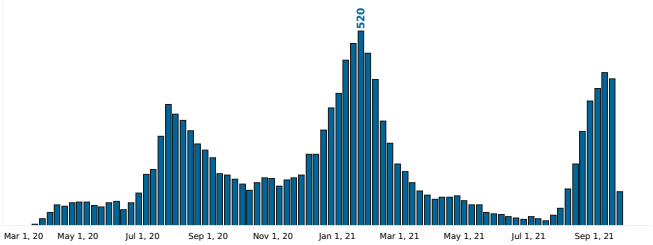
Deaths
12,080

Percent of Deaths with Comorbid Conditions
64.8%

Reported Deaths due to COVID-19, by County
County: All



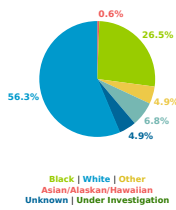
Reported COVID-19 Deaths, by Week of Date of Death



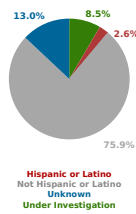
Count 19 | 1,229

County Displayed: **South Carolina** | Dates Displayed: 3/4/2020 to 9/22/2021
Note: Data is suppressed for fewer than 5 cases

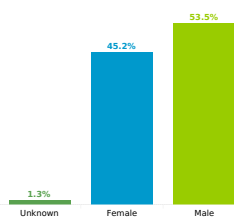
Reported COVID-19 Deaths, by Race
All



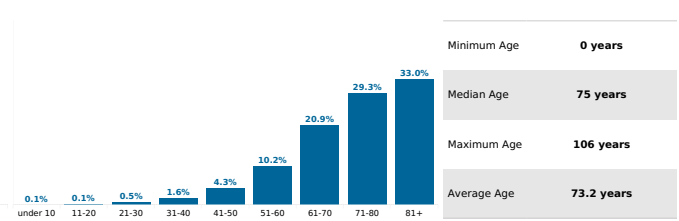
Reported COVID-19 Deaths, by Race
All



Reported COVID-19 Cases, by Sex
All



Reported COVID-19 Cases, by Age Group & Age Related Information



Minimum Age	0 years
Median Age	75 years
Maximum Age	106 years
Average Age	73.2 years