

HOME

TESTING

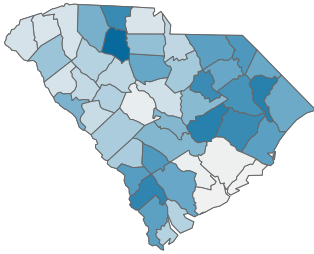
CASES

HOSPITALIZATIONS

DEATHS

COVID-19 in South Carolina
As of 11:59 PM on 3/8/2021

Percent of COVID-19 Cases Ever Hospitalized, by County



© 2021 Mapbox © OpenStreetMap

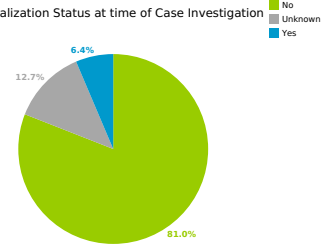
Percent of Cases Hospitalized



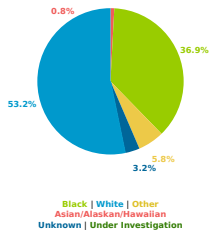
COVID-19 Hospitalizations

20,824

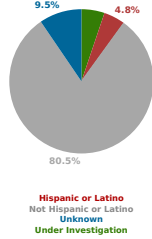
Hospitalization Status at time of Case Investigation

County Displayed: **South Carolina** | Dates Displayed: 3/4/2020 to 3/8/2021
Note: Data is suppressed for fewer than 5 cases

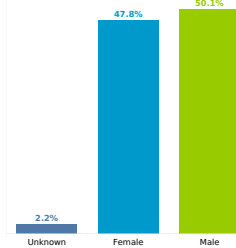
Hospitalizations by Race



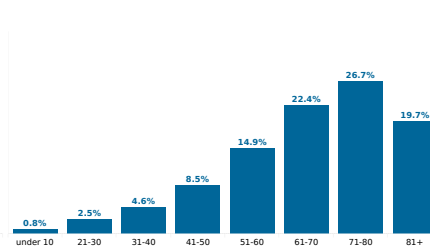
Hospitalizations by Ethnicity



Hospitalizations by Sex



Reported COVID-19 Cases, by Age Group & Age Related Information

Minimum Age **0.0 years**Median Age **69.0 years**Max Age **106.0 years**Average Age **65.9 years**