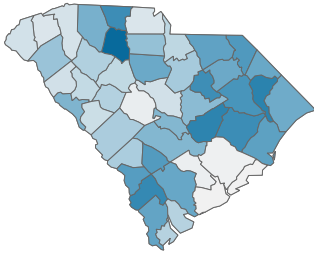


[HOME](#)[TESTING](#)[CASES](#)[HOSPITALIZATIONS](#)[DEATHS](#)

## COVID-19 in South Carolina

As of 11:59 PM on 3/19/2021

Percent of COVID-19 Cases Ever Hospitalized, by County



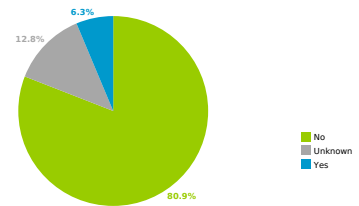
Percent of Cases Hospitalized



COVID-19 Hospitalizations

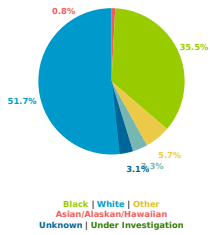
21,387

Hospitalization Status at time of Case Investigation

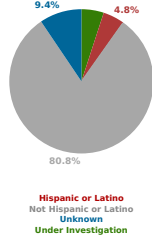


County Displayed: **South Carolina** | Dates Displayed: 3/4/2020 to 3/19/2021  
*Note: Data is suppressed for fewer than 5 cases*

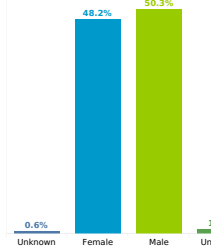
Hospitalizations by Race



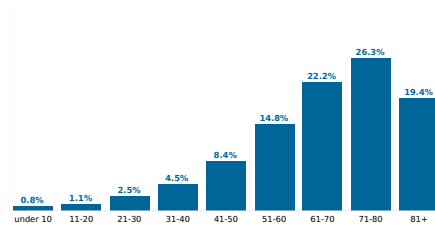
Hospitalizations by Ethnicity



Hospitalizations by Sex



Reported COVID-19 Cases, by Age Group & Age Related Information



Minimum Age **0.0 years**

Median Age **69.0 years**

Max Age **106.0 years**

Average Age **65.8 years**