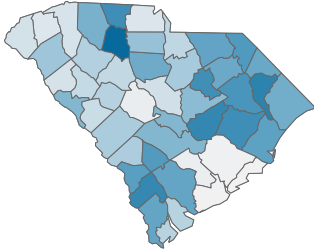


[HOME](#)[TESTING](#)[CASES](#)[HOSPITALIZATIONS](#)[DEATHS](#)

## COVID-19 in South Carolina

As of 11:59 PM on 3/31/2021

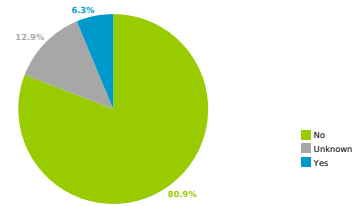
Percent of COVID-19 Cases Ever Hospitalized, by County



COVID-19 Hospitalizations

21,780

Hospitalization Status at time of Case Investigation

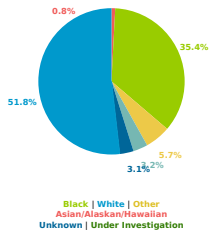


Percent of Cases Hospitalized

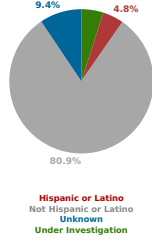


County Displayed: **South Carolina** | Dates Displayed: 3/4/2020 to 3/31/2021  
*Note: Data is suppressed for fewer than 5 cases*

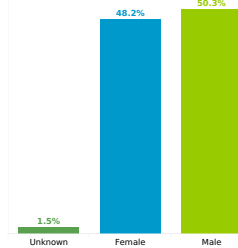
Hospitalizations by Race



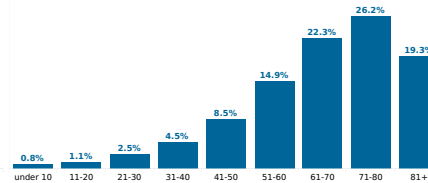
Hospitalizations by Ethnicity



Hospitalizations by Sex



Reported COVID-19 Cases, by Age Group & Age Related Information



Minimum Age	0.0 years
Median Age	69.0 years
Max Age	106.0 years
Average Age	65.8 years