

HOME

TESTING

CASES

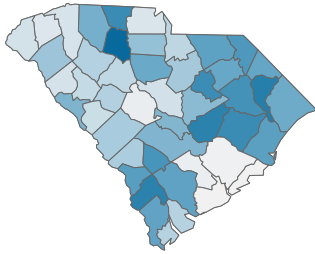
HOSPITALIZATIONS

DEATHS

COVID-19 in South Carolina

As of 11:59 PM on 4/15/2021

Percent of COVID-19 Cases Ever Hospitalized, by County



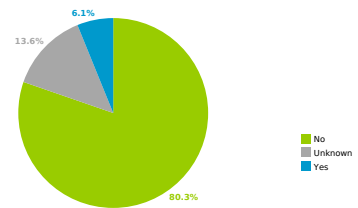
Percent of Cases Hospitalized



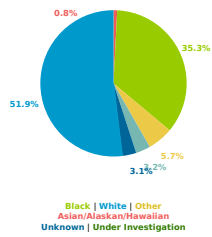
COVID-19 Hospitalizations

22,240

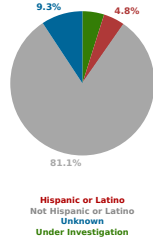
Hospitalization Status at time of Case Investigation



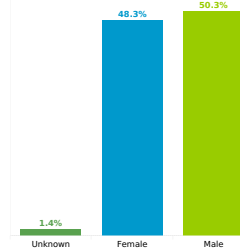
Hospitalizations by Race



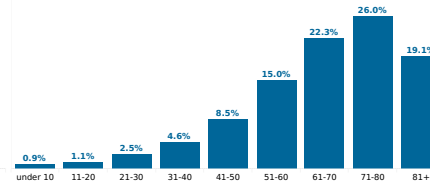
Hospitalizations by Ethnicity



Hospitalizations by Sex



Reported COVID-19 Cases, by Age Group & Age Related Information



Minimum Age 0.0 years

Median Age 68.0 years

Max Age 106.0 years

Average Age 65.6 years