

HOME

TESTING

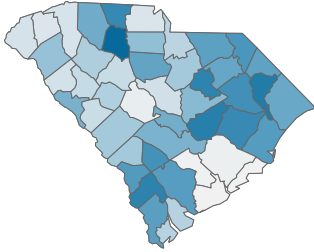
CASES

HOSPITALIZATIONS

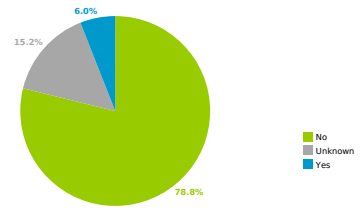
DEATHS

COVID-19 in South Carolina
As of 11:59 PM on 6/6/2021

Percent of COVID-19 Cases Ever Hospitalized, by County

**COVID-19 Hospitalizations****23,350**

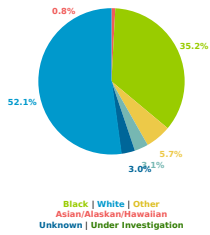
Hospitalization Status at time of Case Investigation



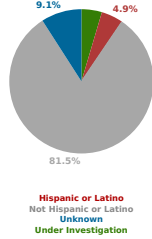
Percent of Cases Hospitalized

County Displayed: **South Carolina** | Dates Displayed: 3/4/2020 to 6/6/2021
Note: Data is suppressed for fewer than 5 cases

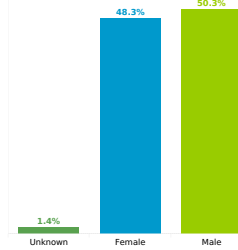
Hospitalizations by Race



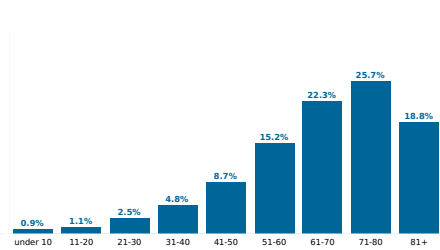
Hospitalizations by Ethnicity



Hospitalizations by Sex



Reported COVID-19 Cases, by Age Group & Age Related Information



Max Age	106.0 years
Average Age	65.4 years
Minimum Age	0.0 years
Median Age	68.0 years