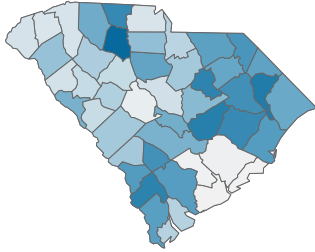


COVID-19 in South Carolina  
As of 11:59 PM on 6/9/2021

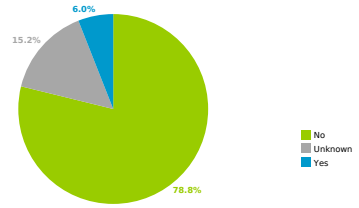
Percent of COVID-19 Cases Ever Hospitalized, by County



COVID-19 Hospitalizations

23,382

Hospitalization Status at time of Case Investigation

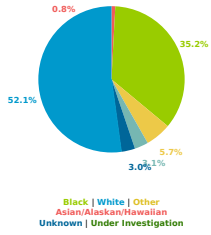


Percent of Cases Hospitalized

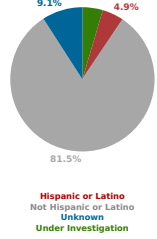


County Displayed: South Carolina | Dates Displayed: 3/4/2020 to 6/9/2021  
Note: Data is suppressed for fewer than 5 cases

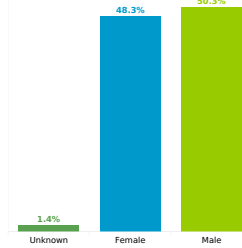
Hospitalizations by Race



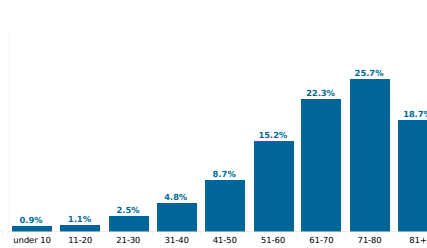
Hospitalizations by Ethnicity



Hospitalizations by Sex



Reported COVID-19 Cases, by Age Group & Age Related Information



Max Age	106.0 years
Average Age	65.4 years
Minimum Age	0.0 years
Median Age	68.0 years