

HOME

TESTING

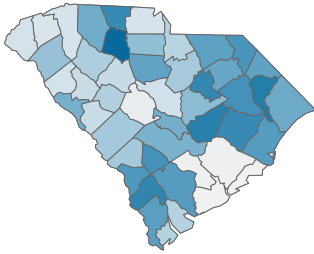
CASES

HOSPITALIZATIONS

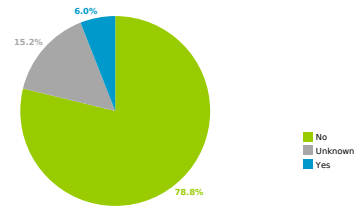
DEATHS

COVID-19 in South Carolina
As of 11:59 PM on 7/11/2021

Percent of COVID-19 Cases Ever Hospitalized, by County

**COVID-19 Hospitalizations****23,641**

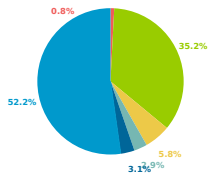
Hospitalization Status at time of Case Investigation



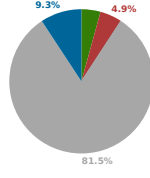
Percent of Cases Hospitalized

County Displayed: **South Carolina** | Dates Displayed: 3/4/2020 to 7/11/2021
Note: Data is suppressed for fewer than 5 cases

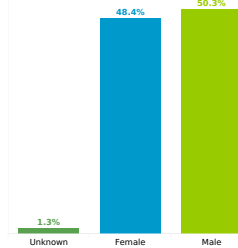
Hospitalizations by Race

Black | White | Other
Asian/Alaskan/Hawaiian
Unknown | Under Investigation

Hospitalizations by Ethnicity

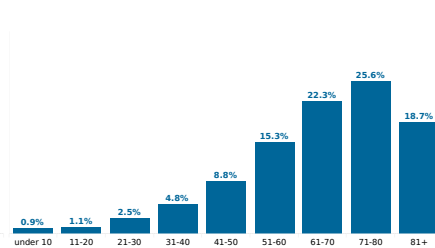
Hispanic or Latino
Not Hispanic or Latino
Unknown
Under Investigation

Hospitalizations by Sex



Unknown

Reported COVID-19 Cases, by Age Group & Age Related Information

Minimum Age **0.0 years**Median Age **68.0 years**Max Age **106.0 years**Average Age **65.3 years**