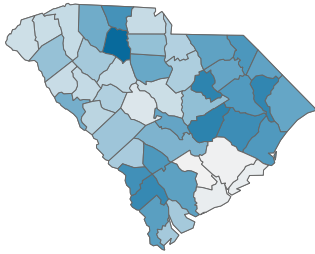


### COVID-19 in South Carolina

As of 11:59 PM on 9/8/2021

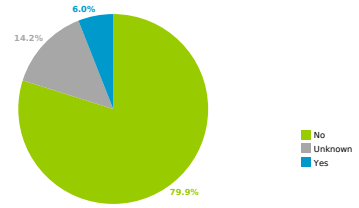
Percent of COVID-19 Cases Ever Hospitalized, by County



### COVID-19 Hospitalizations

27,007

Hospitalization Status at time of Case Investigation

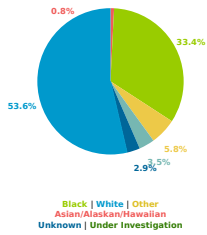


Percent of Cases Hospitalized

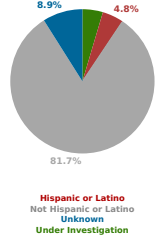


County Displayed: **South Carolina** | Dates Displayed: 3/4/2020 to 9/8/2021  
*Note: Data is suppressed for fewer than 5 cases*

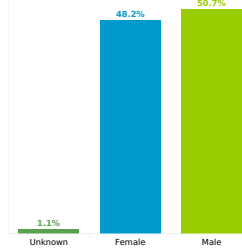
Hospitalizations by Race



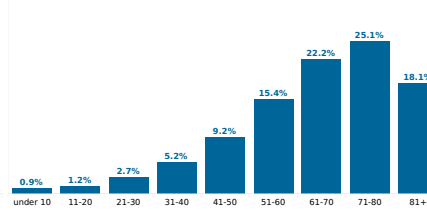
Hospitalizations by Ethnicity



Hospitalizations by Sex



Reported COVID-19 Cases, by Age Group & Age Related Information



Minimum Age	0 years
Median Age	68 years
Maximum Age	106 years
Average Age	64.7 years