

HOME

TESTING

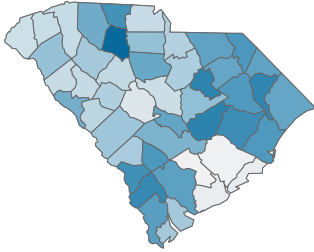
CASES

HOSPITALIZATIONS

DEATHS

**COVID-19 in South Carolina**  
As of 11:59 PM on 9/8/2021

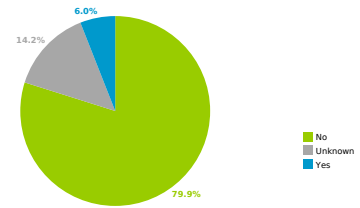
Percent of COVID-19 Cases Ever Hospitalized, by County



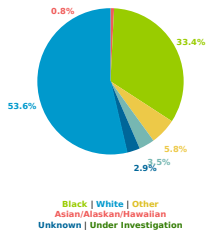
Percent of Cases Hospitalized

**COVID-19 Hospitalizations****27,007**

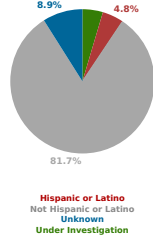
Hospitalization Status at time of Case Investigation

County Displayed: **South Carolina** | Dates Displayed: 3/4/2020 to 9/8/2021  
*Note: Data is suppressed for fewer than 5 cases*

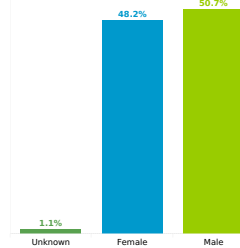
Hospitalizations by Race



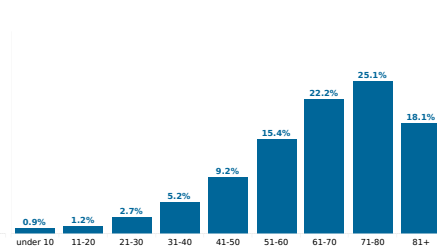
Hospitalizations by Ethnicity



Hospitalizations by Sex



Reported COVID-19 Cases, by Age Group &amp; Age Related Information

Minimum Age **0 years**Median Age **68 years**Maximum Age **106 years**Average Age **64.7 years**