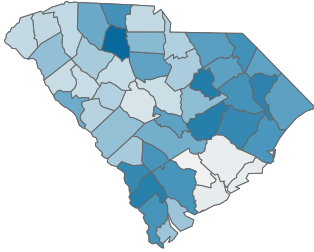


[HOME](#)[TESTING](#)[CASES](#)[HOSPITALIZATIONS](#)[DEATHS](#)

COVID-19 in South Carolina

As of 11:59 PM on 9/27/2021

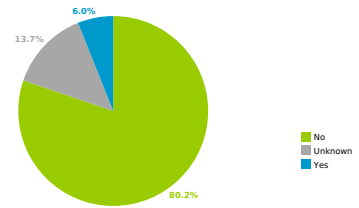
Percent of COVID-19 Cases Ever Hospitalized, by County



COVID-19 Hospitalizations

28,901

Hospitalization Status at time of Case Investigation

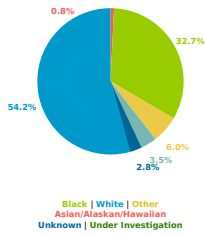


Percent of Cases Hospitalized

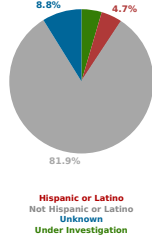


County Displayed: **South Carolina** | Dates Displayed: 3/4/2020 to 9/27/2021
Note: Data is suppressed for fewer than 5 cases

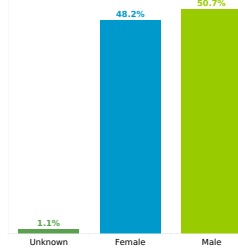
Hospitalizations by Race



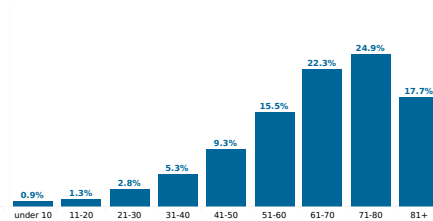
Hospitalizations by Ethnicity



Hospitalizations by Sex



Reported COVID-19 Cases, by Age Group & Age Related Information



Minimum Age	0 years
Median Age	67 years
Maximum Age	106 years
Average Age	64.5 years