

COVID-19 Vaccines for Wisconsin Residents

Updated: 5/2/2021

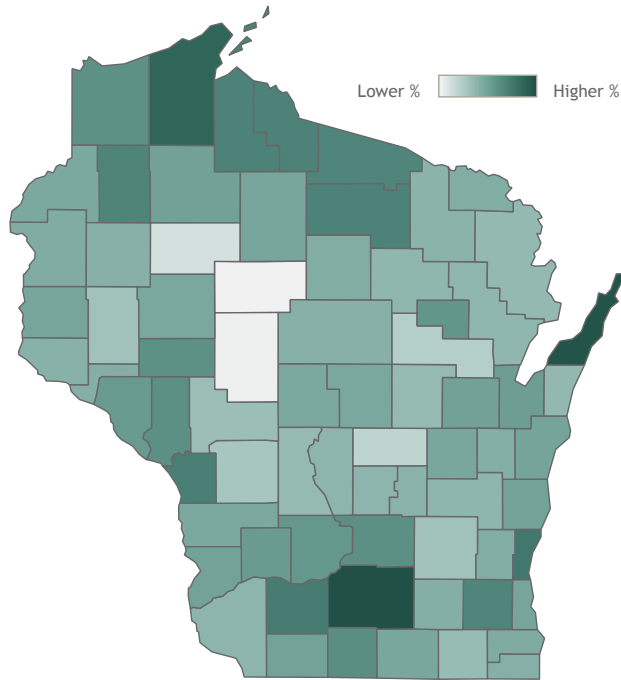
HERC region data

See data for:

- ☒ Residents who have received at least one dose
- ☐ Residents who have completed the vaccine series

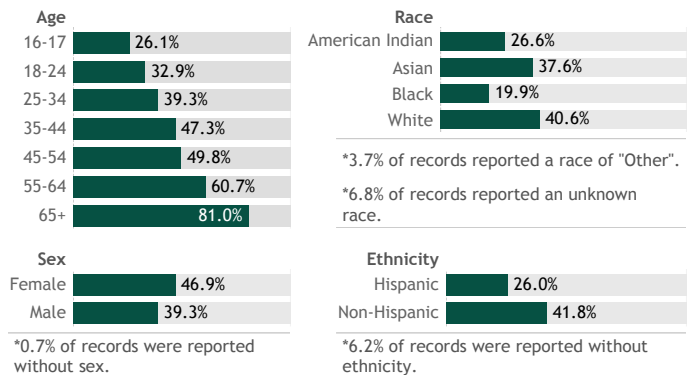
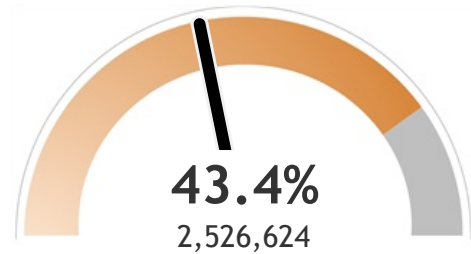
Percent of Wisconsin residents who have received at least one dose by county

Click a county to filter data



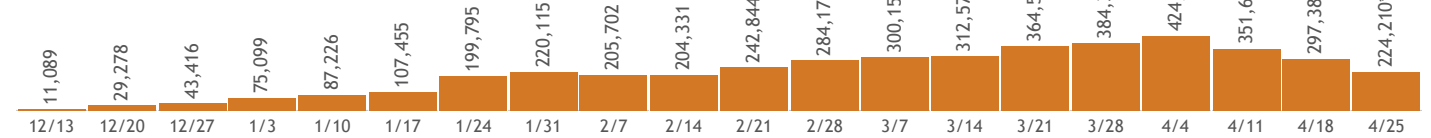
Percent of Wisconsin residents who have received at least one dose

The **orange** represents the population for whom the vaccine is authorized. The **gray** indicates the population under 16 years of age for whom the vaccines are not authorized.



[View more data on racial and ethnic disparities in Wisconsin](#)

Vaccine doses for Wisconsin residents by week
(Total: 4,369,656)



*Current week may be incomplete.