



# Alaska Department of Health and Social Services

 **search**

- Home
- Divisions and Agencies
- Services
- News
- Contact Us
- COVID-19 Resources

Health and Social Services > Public Health > Epidemiology > Infectious Disease > COVID-19: Monitoring

## Coronavirus Disease 2019

### About COVID-19:

- > COVID-19 Homepage
- > Case Counts
- > About Human Coronaviruses
- > Media & Communications

### What to do:

- > If you are sick
- > If you may have been exposed

### Resources for:

- > General Public
- > Health Care
- > Specific Groups

### Stay informed:

Subscribe to DHSS's updates by email or text:

- > COVID-19 Health Alerts
- > DHSS Press Releases

### Questions?



Get Connected. Get Answers.

For non-clinical questions, call 2-1-1.

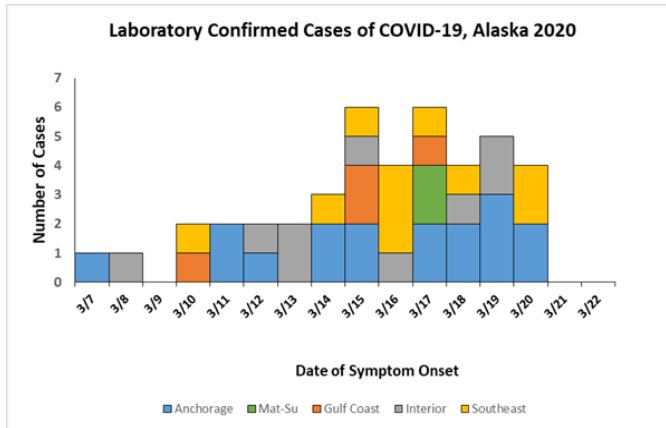


## Case Counts

### How many cases are there?

- > WHO's global situation reports
- > CDC's U.S. case counts

### Confirmed cases in Alaska by region



- > Cumulative number of cases hospitalized to date: 01
- > Cumulative number of deaths to date: 01
- > Cases are assigned by date of onset, diagnosis, or report — whichever is earliest; therefore, case counts may be updated as new data become available.
- > **Updated March 24, 2020;** updates made daily by 5pm and reflect cases reported as of 3pm that day.

Region	Travel-Related	Non-Travel	Total
<b>Anchorage</b>	<b>11</b>	<b>6</b>	<b>17</b>
<b>Gulf Coast</b>	<b>2</b>	<b>2</b>	<b>4</b>
Seward	1	0	1
Sterling	0	2	2
Soldotna	1	0	1
<b>Interior</b>	<b>3</b>	<b>6</b>	<b>9</b>
Fairbanks	3	6	9
<b>Mat-Su</b>	<b>2</b>	<b>0</b>	<b>2</b>
Palmer	2	0	2
Northway	0	0	0

### Section of Epidemiology

- Home
- Conditions Reportable
- Epidemiology Bulletins
- Contact Us

### Programs

- Environmental Public Health
- Health Impact Assessment
- HIV/STD
- Immunization
- Infectious Disease
- Injury Surveillance

### Infectious Disease

- Home
- Food and Waterborne Diseases
- Healthcare Associated Infections
- Hepatitis Prevention
- Homelessness and Health
- Influenza
- Syndromic Surveillance
- Tuberculosis Control
- Vaccine-Preventable Diseases (VPD)
- Epi Procedure Manual

<b>Northern</b>	<b>0</b>	<b>0</b>	<b>0</b>
<b>Southeast</b>	<b>2</b>	<b>8</b>	<b>10</b>
<i>Juneau</i>	<i>1</i>	<i>1</i>	<i>2</i>
<i>Ketchikan</i>	<i>1</i>	<i>7</i>	<i>8</i>
<b>Southwest</b>	<b>0</b>	<b>0</b>	<b>0</b>
<b>TOTAL</b>	<b>20</b>	<b>22</b>	<b>42</b>

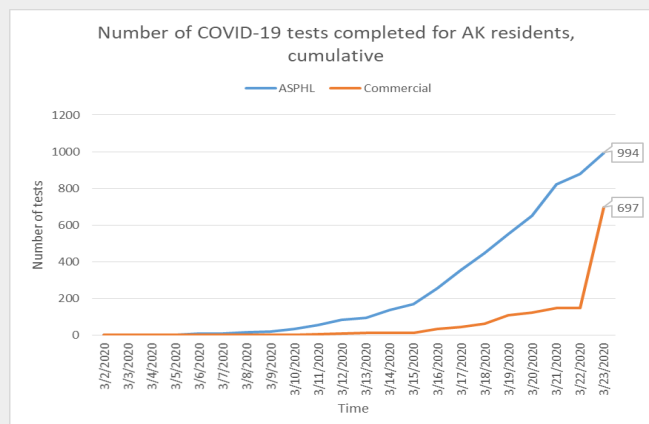
> [Region: Economic regions definitions](#)

> **Travel-related:** Exposure/source of the virus was outside of Alaska.

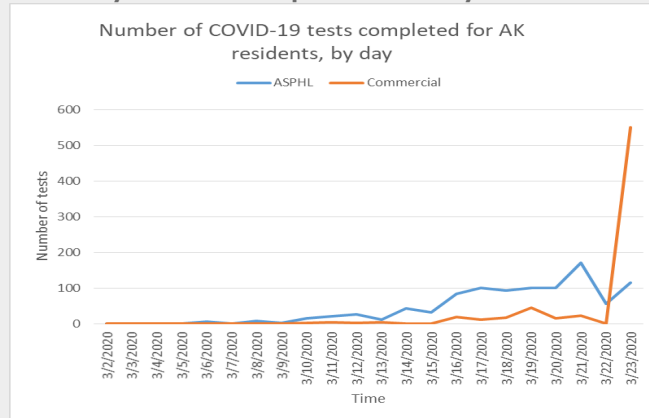
> **Updated March 24, 2020;** updates made daily by 5pm and reflect cases reported as of 3pm that day.

### COVID-19 tests for Alaska residents

#### How many tests were completed in total?



#### How many tests are completed each day?



> [COVID-19 testing data for Alaska residents in CSV format](#)

### CDC Case Counts

Thank you for your patience while this page loads. Embedded content brought to you through CDC content syndication:

COVID-19 Case Counts: CDC Content Syndication

