



Coronavirus Disease 2019

About COVID-19:

- > COVID-19 Homepage
- > Case Counts
- > About Human Coronaviruses
- > Media & Communications

What to do:

- > If you are sick
- > If you may have been exposed

Resources for:

- > General Public
- > Health Care
- > Specific Groups

Stay informed:

Subscribe to DHSS's updates by email or text:

- > COVID-19 Health Alerts
- > DHSS Press Releases

Questions?



Get Connected. Get Answers.

For non-clinical questions, call 2-1-1.

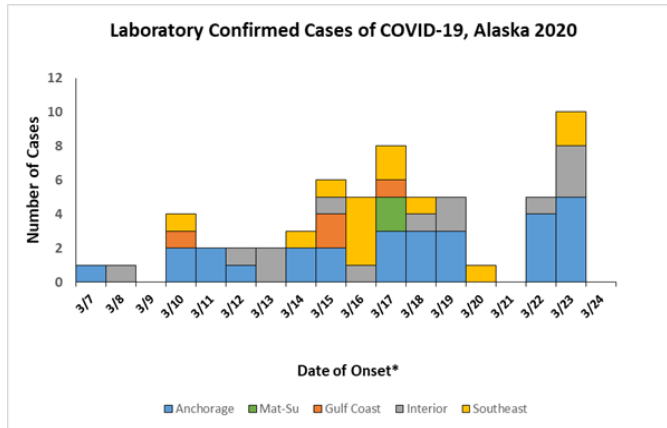


Case Counts

How many cases are there?

- > WHO's global situation reports
- > CDC's U.S. case counts

Confirmed cases in Alaska by region



*Cases are assigned by date of onset, diagnosis, or report — whichever is earliest; therefore, case counts may be updated as new data become available.

- > **Cumulative number of cases hospitalized to date: 03**
- > **Cumulative number of deaths to date: 01**
- > **Updated March 25, 2020;** updates made daily by 5pm and reflect cases reported as of 3pm that day.

Case by Residence* and Presumed Exposure Source

Municipality of Anchorage	Travel-Related	Non-Travel	Close Contact	Pending	Total
Municipality of Anchorage	14	4	1	9	28
Anchorage (including JBER)	13	3	1	8	25
Eagle River/Chugiak	1	1	0	1	3
Gulf Coast	2	0	2	1	5
Homer	0	0	0	1	1
Seward	1	0	0	0	1
Sterling	0	0	2	0	2

Section of Epidemiology

- Home
- Conditions Reportable
- Epidemiology Bulletins
- Contact Us

Programs

- Environmental Public Health
- Health Impact Assessment
- HIV/STD
- Immunization
- Infectious Disease
- Injury Surveillance

Infectious Disease

- Home
- Food and Waterborne Diseases
- Healthcare Associated Infections
- Hepatitis Prevention
- Homelessness and Health
- Influenza
- Syndromic Surveillance
- Tuberculosis Control
- Vaccine-Preventable Diseases (VPD)
- Epi Procedure Manual

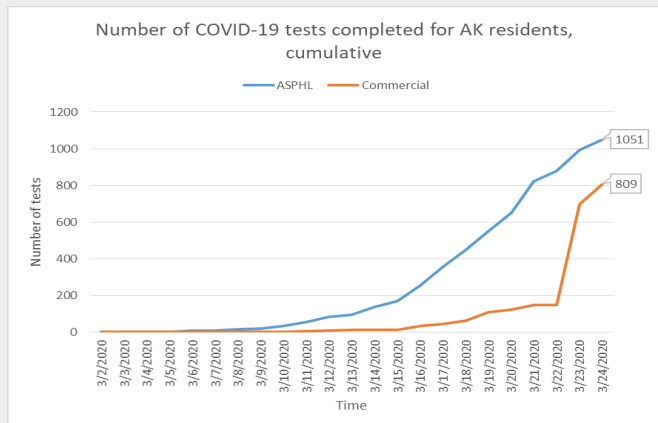
Soldotna	1	0	0	0	1
Interior	4	1	5	1	11
Fairbanks	3	1	3	1	8
North Pole	1	0	2	0	3
Mat-Su	2	0	0	0	2
Palmer	2	0	0	0	2
Northern	0	0	0	0	0
Southeast	2	1	8	2	13
Juneau	1	1	0	0	2
Ketchikan	1	0	8	2	11
Southwest	0	0	0	0	0
TOTAL	24	6	16	13	59

*Case residence may not always reflect location of exposure or testing.

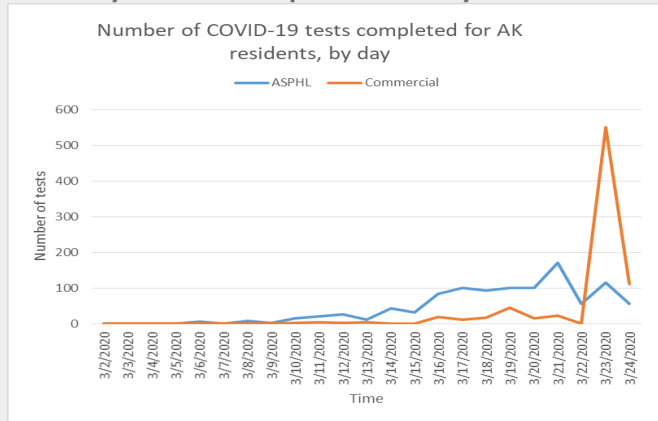
- › **Region:** Economic regions definitions
- › **Travel-related:** Exposure/source of the virus was outside of Alaska.
- › **Pending:** Under investigation
- › **Updated March 25, 2020;** updates made daily by 5pm and reflect cases reported as of 3pm that day.

COVID-19 tests for Alaska residents

How many tests were completed in total?



How many tests are completed each day?



7 COVID-19 testing data for Alaska residents in CSV format

CDC Case Counts

Thank you for your patience while this page loads. Embedded content brought to you through CDC content syndication:

COVID-19 Case Counts: CDC Content Syndication



The image shows the header and footer of the Alaska Department of Health & Social Services website. The header features the department's name, navigation links, social media icons, and a list of service areas. The footer contains a navigation menu, copyright information, and a decorative graphic of the state of Alaska with stars.

Alaska Department of Health & Social Services

Contacts Accessibility Public Notices Staff

[f](#) [t](#) [v](#) [y](#) [m](#) Webmaster

Alaska Pioneer Homes Health Care Services Public Health
Alaska Psychiatric Institute Juvenile Justice Seniors & Disabilities Services
Behavioral Health Office of Children's Services
Finance & Management Services Substance Misuse and Addiction Prevention

[State of Alaska](#) [myAlaska](#) [My Government](#) [Resident](#) [Business in Alaska](#) [Visiting Alaska](#) [State Employees](#) State of Alaska | © 2019 | [Webmaster](#)

★ ★ ★ ★ ★