



## Coronavirus Disease 2019

### About COVID-19:

- > [COVID-19 Homepage](#)
- > [Case Counts](#)
- > [About Human Coronaviruses](#)
- > [Media & Communications](#)

### What to do:

- > [If you are sick](#)
- > [If you may have been exposed](#)

### Resources for:

- > [General Public](#)
- > [Health Care](#)
- > [Specific Groups](#)

### Stay informed:

Subscribe to DHSS's updates by email or text:

- > [COVID-19 Health Alerts](#)
- > [DHSS Press Releases](#)

### Questions?



Get Connected. Get Answers.

For non-clinical questions, call 2-1-1.

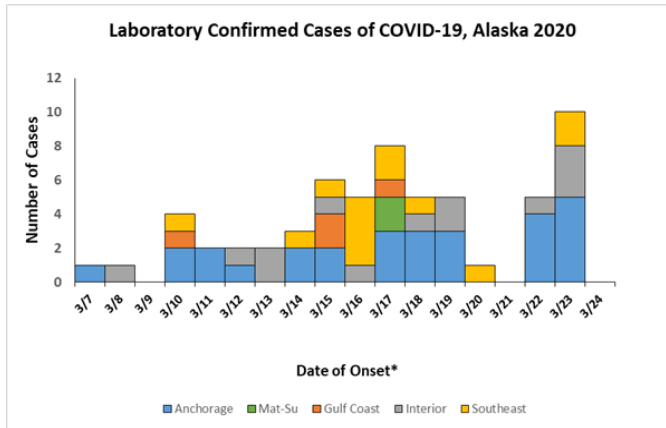


## Case Counts

### How many cases are there?

- > [WHO's global situation reports](#)
- > [CDC's U.S. case counts](#)

### Confirmed cases in Alaska by region



\*Cases are assigned by date of onset, diagnosis, or report — whichever is earliest; therefore, case counts may be updated as new data become available.

- > **Cumulative number of cases hospitalized to date: 03**
- > **Cumulative number of deaths to date: 01**
- > **Updated March 25, 2020;** updates made daily by 5pm and reflect cases reported as of 3pm that day.

### Case by Residence\* and Presumed Exposure Source

|                                  | Travel-Related | Non-Travel | Close Contact | Pending  | Total     |
|----------------------------------|----------------|------------|---------------|----------|-----------|
| <b>Municipality of Anchorage</b> | <b>14</b>      | <b>4</b>   | <b>1</b>      | <b>9</b> | <b>28</b> |
| Anchorage (including JBER)       | 13             | 3          | 1             | 8        | 25        |
| Eagle River/Chugiak              | 1              | 1          | 0             | 1        | 3         |
| <b>Gulf Coast</b>                | <b>2</b>       | <b>0</b>   | <b>2</b>      | <b>1</b> | <b>5</b>  |
| Homer                            | 0              | 0          | 0             | 1        | 1         |
| Seward                           | 1              | 0          | 0             | 0        | 1         |
| Sterling                         | 0              | 0          | 2             | 0        | 2         |

### Section of Epidemiology

- [Home](#)
- [Conditions Reportable](#)
- [Epidemiology Bulletins](#)
- [Contact Us](#)

### Programs

- [Environmental Public Health](#)
- [Health Impact Assessment](#)
- [HIV/STD](#)
- [Immunization](#)
- [Infectious Disease](#)
- [Injury Surveillance](#)

### Infectious Disease

- [Home](#)
- [Food and Waterborne Diseases](#)
- [Healthcare Associated Infections](#)
- [Hepatitis Prevention](#)
- [Homelessness and Health](#)
- [Influenza](#)
- [Syndromic Surveillance](#)
- [Tuberculosis Control](#)
- [Vaccine-Preventable Diseases \(VPD\)](#)
- [Epi Procedure Manual](#)

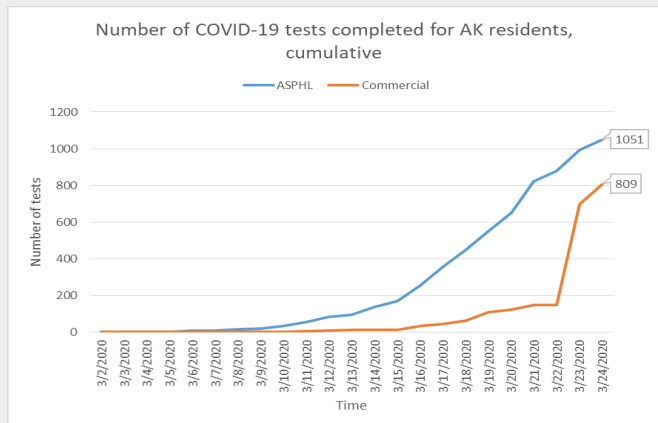
|                  |           |          |           |           |           |
|------------------|-----------|----------|-----------|-----------|-----------|
| Soldotna         | 1         | 0        | 0         | 0         | 1         |
| <b>Interior</b>  | <b>4</b>  | <b>1</b> | <b>5</b>  | <b>1</b>  | <b>11</b> |
| Fairbanks        | 3         | 1        | 3         | 1         | 8         |
| North Pole       | 1         | 0        | 2         | 0         | 3         |
| <b>Mat-Su</b>    | <b>2</b>  | <b>0</b> | <b>0</b>  | <b>0</b>  | <b>2</b>  |
| Palmer           | 2         | 0        | 0         | 0         | 2         |
| <b>Northern</b>  | <b>0</b>  | <b>0</b> | <b>0</b>  | <b>0</b>  | <b>0</b>  |
| <b>Southeast</b> | <b>2</b>  | <b>1</b> | <b>8</b>  | <b>2</b>  | <b>13</b> |
| Juneau           | 1         | 1        | 0         | 0         | 2         |
| Ketchikan        | 1         | 0        | 8         | 2         | 11        |
| <b>Southwest</b> | <b>0</b>  | <b>0</b> | <b>0</b>  | <b>0</b>  | <b>0</b>  |
| <b>TOTAL</b>     | <b>24</b> | <b>6</b> | <b>16</b> | <b>13</b> | <b>59</b> |

\*Case residence may not always reflect location of exposure or testing.

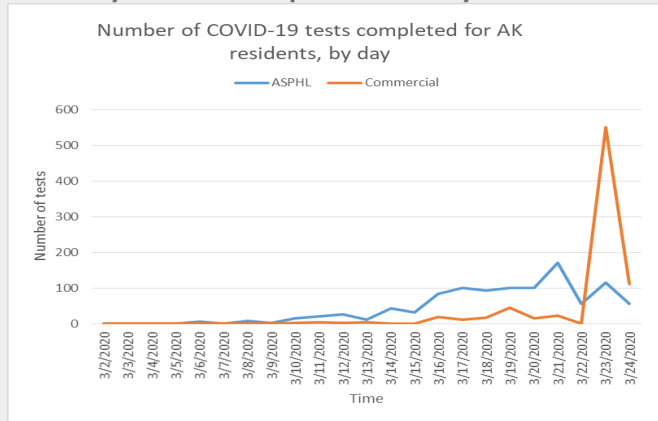
- › **Region:** Economic regions definitions
- › **Travel-related:** Exposure/source of the virus was outside of Alaska.
- › **Pending:** Under investigation
- › **Updated March 25, 2020;** updates made daily by 5pm and reflect cases reported as of 3pm that day.

### COVID-19 tests for Alaska residents

#### How many tests were completed in total?



#### How many tests are completed each day?



7 COVID-19 testing data for Alaska residents in CSV format

## CDC Case Counts

Thank you for your patience while this page loads. Embedded content brought to you through CDC content syndication:

COVID-19 Case Counts: CDC Content Syndication



**Alaska Department of Health & Social Services**

Alaska Pioneer Homes    Health Care Services    Public Health  
Alaska Psychiatric Institute    Juvenile Justice    Seniors & Disabilities Services  
Behavioral Health    Office of Children's Services    Substance Misuse and Addiction Prevention  
Finance & Management Services    Public Assistance

Contacts    Accessibility    Public Notices    Staff    Webmaster

[State of Alaska](#)    [myAlaska](#)    [My Government](#)    [Resident](#)    [Business in Alaska](#)    [Visiting Alaska](#)    [State Employees](#)    State of Alaska | © 2019 | [Webmaster](#)

★ ★ ★ ★ ★