



## Coronavirus Disease 2019

### About COVID-19:

- > COVID-19 Homepage
- > Case Counts
- > About Human Coronaviruses
- > Media & Communications

### What to do:

- > If you are sick
- > If you may have been exposed

### Resources for:

- > General Public
- > Health Care
- > Specific Groups

### Stay informed:

Subscribe to DHSS's updates by email or text:

- > COVID-19 Health Alerts
- > DHSS Press Releases

### Questions?



Get Connected. Get Answers.

For non-clinical questions, call 2-1-1.

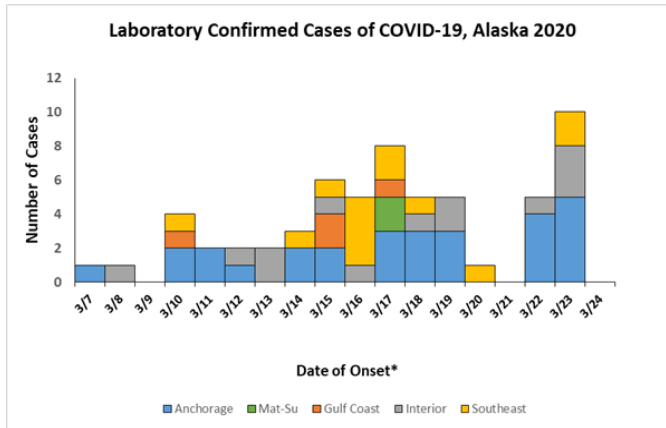


## Case Counts

### How many cases are there?

- > WHO's global situation reports
- > CDC's U.S. case counts

### Confirmed cases in Alaska by region



\*Cases are assigned by date of onset, diagnosis, or report — whichever is earliest; therefore, case counts may be updated as new data become available.

- > **Cumulative number of cases hospitalized to date: 03**
- > **Cumulative number of deaths to date: 01**
- > **Updated March 25, 2020;** updates made daily by 5pm and reflect cases reported as of 3pm that day.

### Case by Residence\* and Presumed Exposure Source

	Travel-Related	Non-Travel	Close Contact	Pending	Total
<b>Municipality of Anchorage</b>	<b>14</b>	<b>4</b>	<b>1</b>	<b>9</b>	<b>28</b>
Anchorage (including JBER)	13	3	1	8	25
Eagle River/Chugiak	1	1	0	1	3
<b>Gulf Coast</b>	<b>2</b>	<b>0</b>	<b>2</b>	<b>1</b>	<b>5</b>
Homer	0	0	0	1	1
Seward	1	0	0	0	1
Sterling	0	0	2	0	2

### Section of Epidemiology

- Home
- Conditions Reportable
- Epidemiology Bulletins
- Contact Us

### Programs

- Environmental Public Health
- Health Impact Assessment
- HIV/STD
- Immunization
- Infectious Disease
- Injury Surveillance

### Infectious Disease

- Home
- Food and Waterborne Diseases
- Healthcare Associated Infections
- Hepatitis Prevention
- Homelessness and Health
- Influenza
- Syndromic Surveillance
- Tuberculosis Control
- Vaccine-Preventable Diseases (VPD)
- Epi Procedure Manual

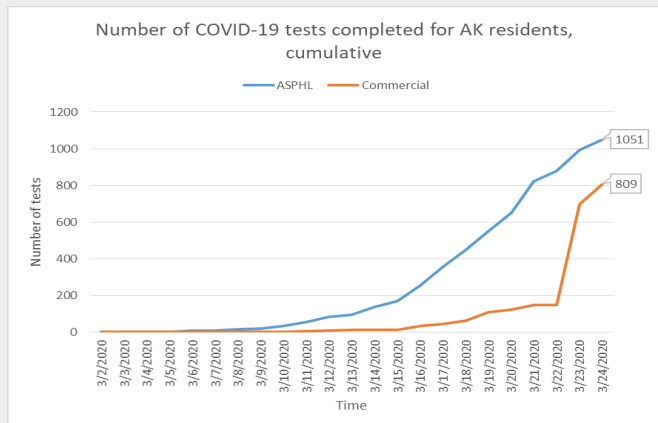
Soldotna	1	0	0	0	1
<b>Interior</b>	<b>4</b>	<b>1</b>	<b>5</b>	<b>1</b>	<b>11</b>
Fairbanks	3	1	3	1	8
North Pole	1	0	2	0	3
<b>Mat-Su</b>	<b>2</b>	<b>0</b>	<b>0</b>	<b>0</b>	<b>2</b>
Palmer	2	0	0	0	2
<b>Northern</b>	<b>0</b>	<b>0</b>	<b>0</b>	<b>0</b>	<b>0</b>
<b>Southeast</b>	<b>2</b>	<b>1</b>	<b>8</b>	<b>2</b>	<b>13</b>
Juneau	1	1	0	0	2
Ketchikan	1	0	8	2	11
<b>Southwest</b>	<b>0</b>	<b>0</b>	<b>0</b>	<b>0</b>	<b>0</b>
<b>TOTAL</b>	<b>24</b>	<b>6</b>	<b>16</b>	<b>13</b>	<b>59</b>

\*Case residence may not always reflect location of exposure or testing.

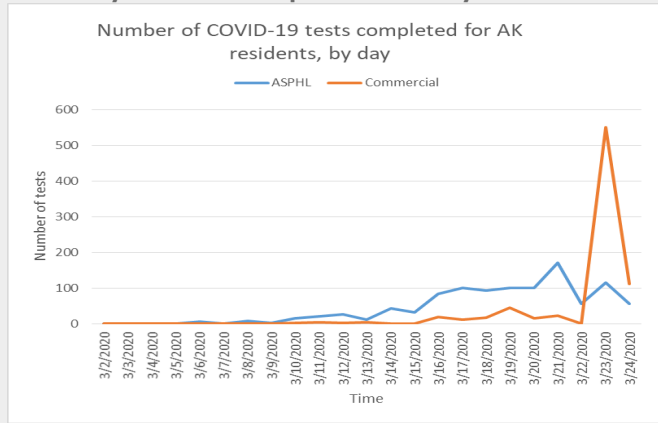
- › **Region:** Economic regions definitions
- › **Travel-related:** Exposure/source of the virus was outside of Alaska.
- › **Pending:** Under investigation
- › **Updated March 25, 2020;** updates made daily by 5pm and reflect cases reported as of 3pm that day.

### COVID-19 tests for Alaska residents

#### How many tests were completed in total?



#### How many tests are completed each day?



7 COVID-19 testing data for Alaska residents in CSV format

## CDC Case Counts

Thank you for your patience while this page loads. Embedded content brought to you through CDC content syndication:

COVID-19 Case Counts: CDC Content Syndication



**Alaska Department of Health & Social Services**

Alaska Pioneer Homes    Health Care Services    Public Health  
Alaska Psychiatric Institute    Juvenile Justice    Seniors & Disabilities Services  
Behavioral Health    Office of Children's Services    Substance Misuse and Addiction Prevention  
Finance & Management Services    Public Assistance

Contacts    Accessibility    Public Notices    Staff    Webmaster

[State of Alaska](#)   [myAlaska](#)   [My Government](#)   [Resident](#)   [Business in Alaska](#)   [Visiting Alaska](#)   [State Employees](#)    State of Alaska | © 2019 | [Webmaster](#)

★ ★ ★ ★ ★