



# Alaska Department of Health and Social Services

 search

- Home
- Divisions and Agencies
- Services
- News
- Contact Us
- COVID-19 Resources

Health and Social Services > Public Health > Epidemiology > Infectious Disease > COVID-19: Monitoring

## Coronavirus Disease 2019

### About COVID-19:

- > COVID-19 Homepage
- > Case Counts
- > About Human Coronaviruses
- > Media & Communications

### What to do:

- > If you are sick
- > If you may have been exposed

### Resources for:

- > General Public
- > Health Care
- > Specific Groups

### Stay informed:

Subscribe to DHSS's updates by email or text:

- > COVID-19 Health Alerts
- > DHSS Press Releases

### Questions?



Get Connected. Get Answers.

For non-clinical questions, call 2-1-1.

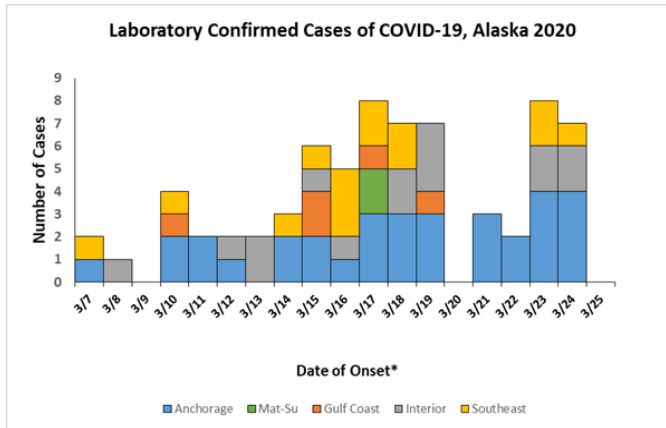


## Case Counts

### How many cases are there?

- > WHO's global situation reports
- > CDC's U.S. case counts

### Confirmed cases in Alaska by region



\*Cases are assigned by date of onset, diagnosis, or report — whichever is earliest; therefore, case counts may be updated as new data become available.

- > **Cumulative number of cases hospitalized to date: 03**
- > **Cumulative number of deaths to date: 01**
- > **Updated March 26, 2020;** updates made daily by 5pm and reflect cases reported as of 3pm that day.

### Case by Residence\* and Presumed Exposure Source

|                                  | Travel-Related | Non-Travel | Close Contact | Pending   | Total     |
|----------------------------------|----------------|------------|---------------|-----------|-----------|
| <b>Municipality of Anchorage</b> | <b>15</b>      | <b>5</b>   | <b>3</b>      | <b>10</b> | <b>33</b> |
| Anchorage (including JBER)       | 14             | 4          | 3             | 9         | 30        |
| Eagle River/Chugiak              | 1              | 1          | 0             | 1         | 3         |
| <b>Gulf Coast</b>                | <b>3</b>       | <b>0</b>   | <b>2</b>      | <b>0</b>  | <b>5</b>  |
| Homer                            | 1              | 0          | 0             | 0         | 1         |
| Seward                           | 1              | 0          | 0             | 0         | 1         |
| Sterling                         | 0              | 0          | 2             | 0         | 2         |

### Section of Epidemiology

- Home
- Conditions Reportable
- Epidemiology Bulletins
- Contact Us

### Programs

- Environmental Public Health
- Health Impact Assessment
- HIV/STD
- Immunization
- Infectious Disease
- Injury Surveillance

### Infectious Disease

- Home
- Food and Waterborne Diseases
- Healthcare Associated Infections
- Hepatitis Prevention
- Homelessness and Health
- Influenza
- Syndromic Surveillance
- Tuberculosis Control
- Vaccine-Preventable Diseases (VPD)
- Epi Procedure Manual

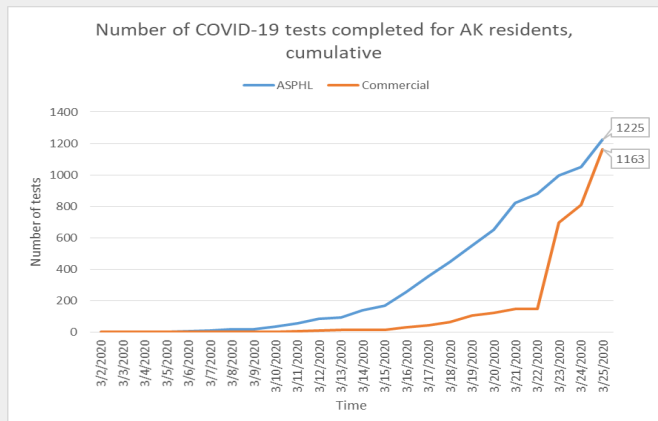
|                  |           |           |           |           |           |
|------------------|-----------|-----------|-----------|-----------|-----------|
| Soldotna         | 1         | 0         | 0         | 0         | 1         |
| <b>Interior</b>  | <b>4</b>  | <b>2</b>  | <b>6</b>  | <b>3</b>  | <b>15</b> |
| Fairbanks        | 3         | 2         | 4         | 1         | 10        |
| North Pole       | 1         | 0         | 2         | 2         | 5         |
| <b>Mat-Su</b>    | <b>2</b>  | <b>0</b>  | <b>0</b>  | <b>0</b>  | <b>2</b>  |
| Palmer           | 2         | 0         | 0         | 0         | 2         |
| <b>Northern</b>  | <b>0</b>  | <b>0</b>  | <b>0</b>  | <b>0</b>  | <b>0</b>  |
| <b>Southeast</b> | <b>2</b>  | <b>3</b>  | <b>9</b>  | <b>0</b>  | <b>14</b> |
| Juneau           | 1         | 1         | 1         | 0         | 3         |
| Ketchikan        | 1         | 2         | 8         | 0         | 11        |
| <b>Southwest</b> | <b>0</b>  | <b>0</b>  | <b>0</b>  | <b>0</b>  | <b>0</b>  |
| <b>TOTAL</b>     | <b>26</b> | <b>10</b> | <b>20</b> | <b>13</b> | <b>69</b> |

\*Case residence may not always reflect location of exposure or testing.

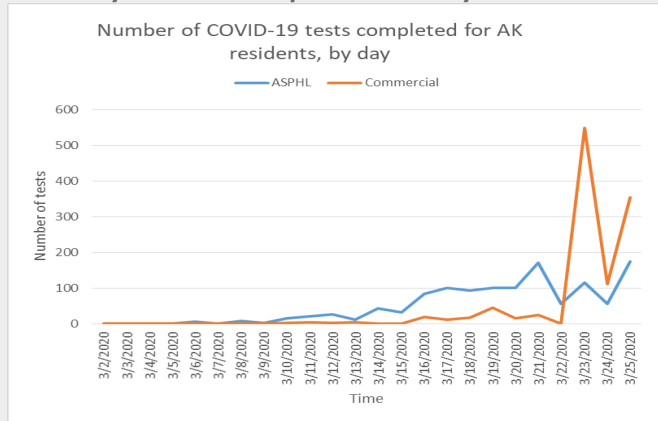
- › **Region:** Economic regions definitions
- › **Travel-related:** Exposure/source of the virus was outside of Alaska.
- › **Pending:** Under investigation
- › **Updated March 26, 2020;** updates made daily by 5pm and reflect cases reported as of 3pm that day.

### COVID-19 tests for Alaska residents

#### How many tests were completed in total?



#### How many tests are completed each day?



7 COVID-19 testing data for Alaska residents in CSV format

## CDC Case Counts

Thank you for your patience while this page loads. Embedded content brought to you through CDC content syndication:

COVID-19 Case Counts: CDC Content Syndication



**Alaska Department of Health & Social Services**

Alaska Pioneer Homes    Health Care Services    Public Health  
Alaska Psychiatric Institute    Juvenile Justice    Seniors & Disabilities Services  
Behavioral Health    Office of Children's Services    Substance Misuse and Addiction Prevention  
Finance & Management Services    Public Assistance

Contacts    Accessibility    Public Notices    Staff    Webmaster

[State of Alaska](#)   [myAlaska](#)   [My Government](#)   [Resident](#)   [Business in Alaska](#)   [Visiting Alaska](#)   [State Employees](#)    State of Alaska | © 2019 | [Webmaster](#)

★ ★ ★ ★ ★