



Coronavirus Disease 2019

About COVID-19:

- > [COVID-19 Homepage](#)
- > [Case Counts](#)
- > [About Human Coronaviruses](#)
- > [Media & Communications](#)

What to do:

- > [If you are sick](#)
- > [If you may have been exposed](#)

Resources for:

- > [General Public](#)
- > [Health Care](#)
- > [Specific Groups](#)

Stay informed:

Subscribe to DHSS's updates by email or text:

- > [COVID-19 Health Alerts](#)
- > [DHSS Press Releases](#)

Questions?



Get Connected. Get Answers.

For non-clinical questions, call 2-1-1.

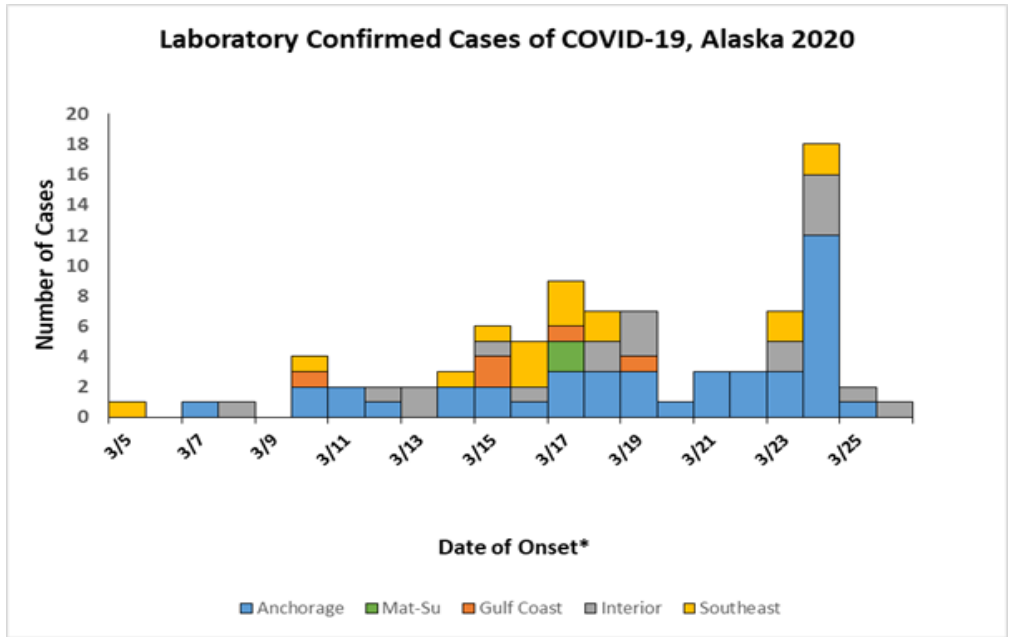


Case Counts

How many cases are there?

- > [WHO's global situation reports](#)
- > [CDC's U.S. case counts](#)

Confirmed cases in Alaska by region



*Cases are assigned by date of onset, diagnosis, or report — whichever is earliest; therefore, case counts may be updated as new data become available.

- > **Cumulative number of cases hospitalized to date: 05**
- > **Cumulative number of deaths to date: 02**
- > **Updated March 27, 2020;** updates made daily by 5pm and reflect cases reported as of 3pm that day.

Case by Residence* and Presumed Exposure Source

	Travel-Related	Non-Travel	Close Contact	Pending	Total
Municipality of Anchorage	16	5	9	13	43
Anchorage (including JBER)	14	4	9	12	39
Eagle River/Chugiak	1	1	0	1	3

<i>Girdwood</i>	1	0	0	0	1
Gulf Coast	3	0	2	0	5
<i>Homer</i>	1	0	0	0	1
<i>Seward</i>	1	0	0	0	1
<i>Sterling</i>	0	0	2	0	2
<i>Soldotna</i>	1	0	0	0	1
Interior	4	2	8	5	19
<i>Fairbanks</i>	3	2	5	3	13
<i>North Pole</i>	1	0	3	2	6
Mat-Su	2	0	0	0	2
<i>Palmer</i>	2	0	0	0	2
Northern	0	0	0	0	0
Southeast	2	2	11	1	16
<i>Juneau</i>	1	1	1	1	4
<i>Ketchikan</i>	1	1	10	0	12
Southwest	0	0	0	0	0
TOTAL	27	9	30	19	85

*Case residence may not always reflect location of exposure or testing.

› **Region:** Economic regions definitions

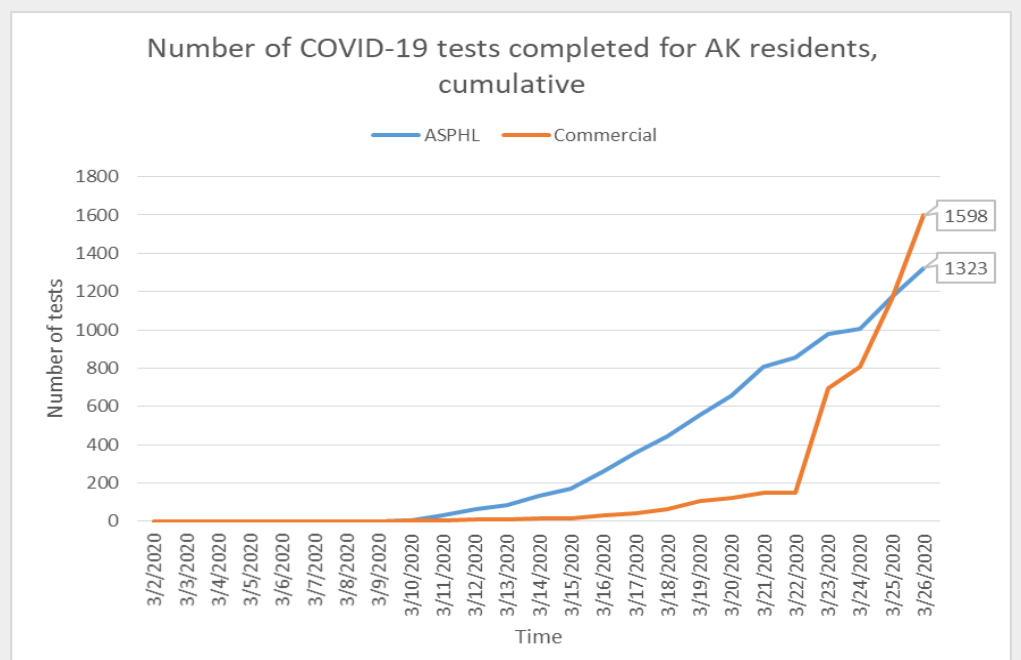
› **Travel-related:** Exposure/source of the virus was outside of Alaska.

› **Pending:** Under investigation

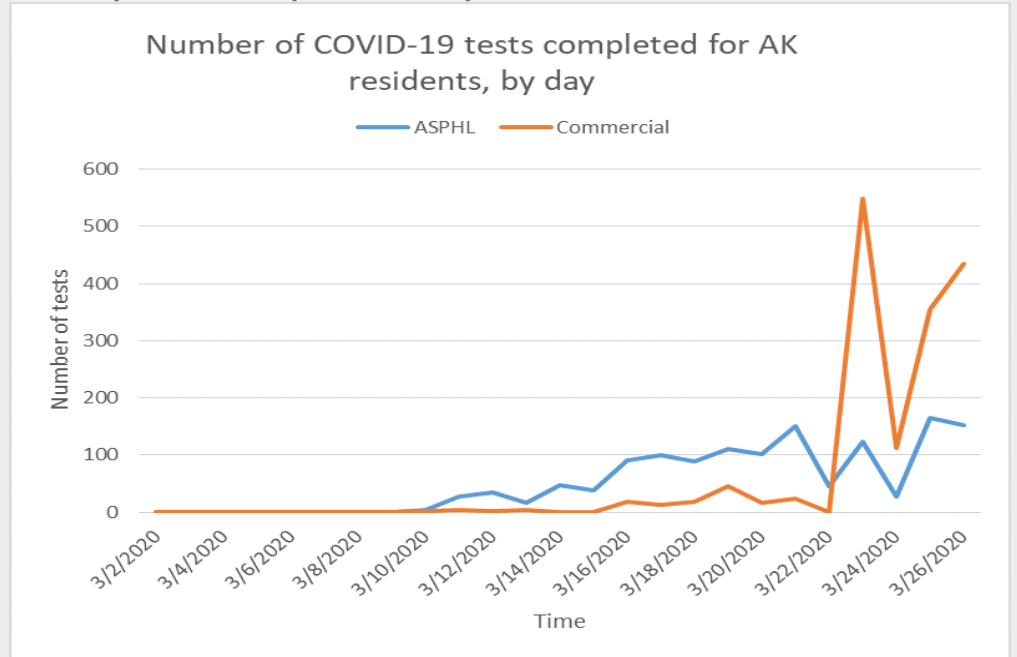
› **Updated March 27, 2020;** updates made daily by 5pm and reflect cases reported as of 3pm that day.

COVID-19 tests for Alaska residents

How many tests were completed in total?



How many tests are completed each day?



› [COVID-19 testing data for Alaska residents in CSV format](#)

CDC Case Counts

Thank you for your patience while this page loads. Embedded content brought to you through CDC content syndication:

COVID-19 Case Counts: CDC Content Syndication

Alaska Department of Health & Social Services

[Contacts](#) [Accessibility](#) [Public Notices](#) [Staff](#)
[f](#) [t](#) [v](#) [y](#) [e](#) [m](#)
[Webmaster](#)

[Alaska Pioneer Homes](#)
[Alaska Psychiatric Institute](#)
[Behavioral Health](#)
[Finance & Management Services](#)

[Health Care Services](#)
[Juvenile Justice](#)
[Office of Children's Services](#)
[Public Assistance](#)

[Public Health](#)
[Seniors & Disabilities Services](#)
[Substance Misuse and Addiction Prevention](#)

