



# Alaska Department of Health and Social Services

 search

- Home
- Divisions and Agencies
- Services
- News
- Contact Us
- COVID-19 Resources

Health and Social Services > Public Health > Epidemiology > Infectious Disease > COVID-19: Monitoring

## Coronavirus Disease 2019

### About COVID-19:

- > COVID-19 Homepage
- > Case Counts
- > About Human Coronaviruses
- > Media & Communications

### What to do:

- > If you are sick
- > If you may have been exposed

### Resources for:

- > General Public
- > Health Care
- > Specific Groups

### Stay informed:

Subscribe to DHSS's updates by email or text:

- > COVID-19 Health Alerts
- > DHSS Press Releases

### Questions?



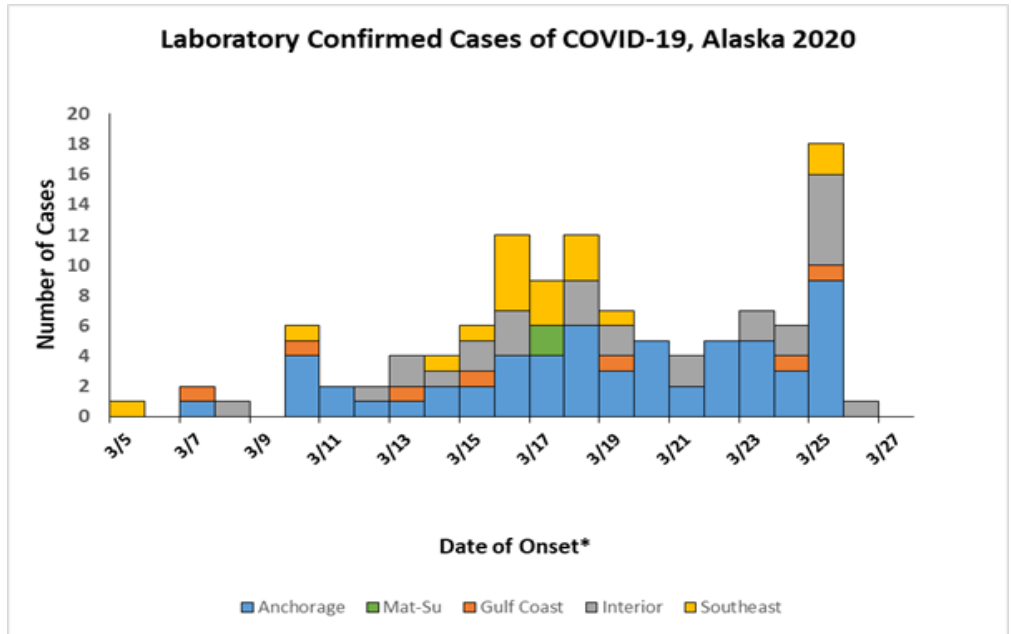
Get Connected. Get Answers.

For non-clinical questions, call 2-1-1.



## Case Counts and Completed Tests

### How many confirmed cases are there in Alaska by region?



\*Cases are assigned by date of onset, diagnosis, or report — whichever is earliest; therefore, case counts may be updated as new data become available.

- > Cumulative number of cases hospitalized to date: 07
- > Cumulative number of deaths to date: 03
- > Updated March 29, 2020; updates made daily by 5pm and reflect cases reported as of 3pm that day.

### How many cases are there in Alaska by residence\* and presumed exposure source?

	Travel-Related	Non-Travel	Close Contact	Under Investigation	Total
<b>Municipality of Anchorage</b>	<b>24</b>	<b>6</b>	<b>12</b>	<b>17</b>	<b>59</b>
Anchorage (including JBER)	21	5	11	16	53
Eagle River/Chugiak	2	1	1	1	5
Girdwood	1	0	0	0	1
<b>Gulf Coast</b>	<b>3</b>	<b>0</b>	<b>2</b>	<b>2</b>	<b>7</b>

Homer	1	0	0	1	2
Seward	1	0	0	0	1
Soldotna	1	0	0	1	2
Sterling	0	0	2	0	2
<b>Interior</b>	<b>6</b>	<b>3</b>	<b>16</b>	<b>3</b>	<b>28</b>
Fairbanks	3	3	11	3	20
North Pole	3	0	5	0	8
<b>Mat-Su</b>	<b>2</b>	<b>0</b>	<b>0</b>	<b>0</b>	<b>2</b>
Palmer	2	0	0	0	2
<b>Northern</b>	<b>0</b>	<b>0</b>	<b>0</b>	<b>0</b>	<b>0</b>
<b>Southeast</b>	<b>3</b>	<b>2</b>	<b>11</b>	<b>2</b>	<b>18</b>
Juneau	1	1	1	2	5
Ketchikan	2	1	10	0	13
<b>Southwest</b>	<b>0</b>	<b>0</b>	<b>0</b>	<b>0</b>	<b>0</b>
TOTAL	38	11	41	24	114

\*Case residence may not always reflect location of exposure or testing.

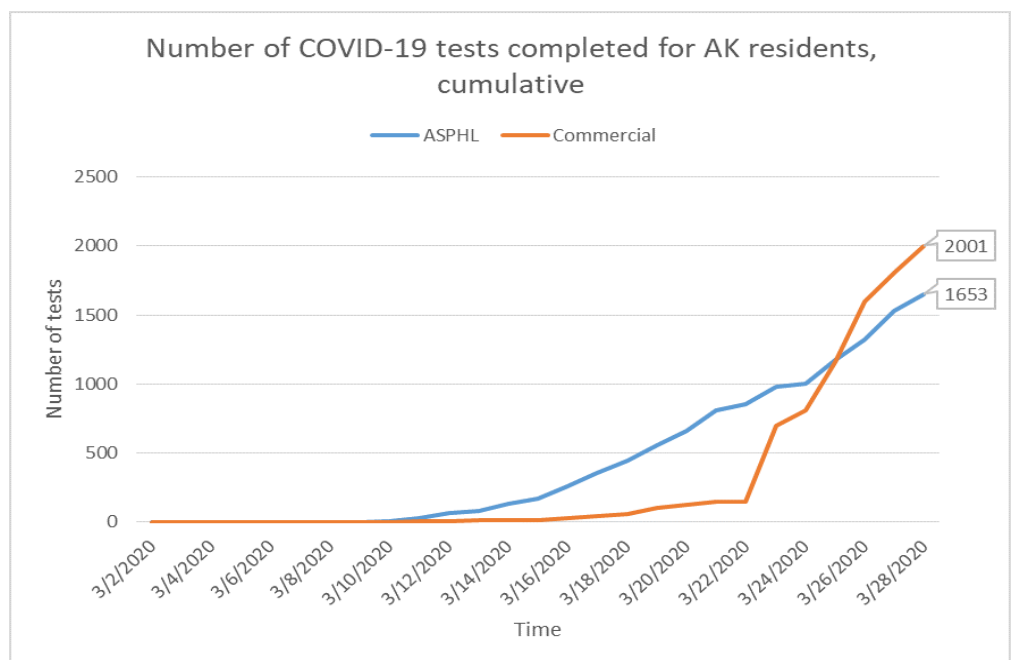
> **Region:** Economic regions definitions

> **Travel-related:** Exposure/source of the virus was outside of Alaska.

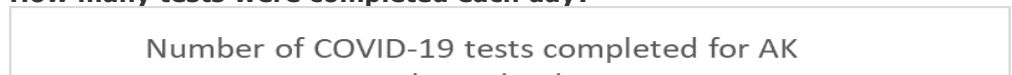
> **Pending:** Under investigation

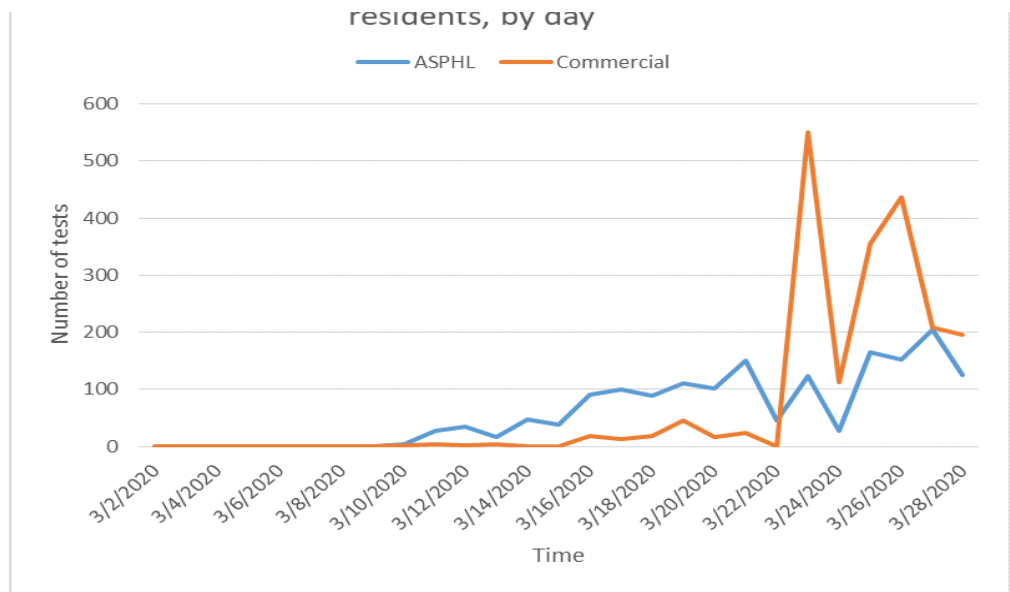
> **Updated March 29, 2020;** updates made daily by 5pm and reflect cases reported as of 3pm that day.

## How many tests have been completed for Alaska residents? How many tests were completed in total?



## How many tests were completed each day?





> [COVID-19 testing data for Alaska residents in CSV format](#)

### How many cases are there?

- > [WHO's global situation reports](#)
- > [CDC's U.S. case counts](#)

### CDC Case Counts

Thank you for your patience while this page loads. Embedded content brought to you through CDC content syndication:

COVID-19 Case Counts: CDC Content Syndication

## Alaska Department of Health & Social Services

[Contacts](#) [Accessibility](#) [Public Notices](#) [Staff](#)  
[Webmaster](#)

[Facebook](#) [Twitter](#) [YouTube](#) [Email](#)

<a href="#">Alaska Pioneer Homes</a> <a href="#">Alaska Psychiatric Institute</a> <a href="#">Behavioral Health</a> <a href="#">Finance &amp; Management Services</a>	<a href="#">Health Care Services</a> <a href="#">Juvenile Justice</a> <a href="#">Office of Children's Services</a> <a href="#">Public Assistance</a>	<a href="#">Public Health</a> <a href="#">Seniors &amp; Disabilities Services</a> <a href="#">Substance Misuse and Addiction Prevention</a>
--	--	---

[State of Alaska](#) | [myAlaska](#) | [My Government](#) | [Resident](#) | [Business in Alaska](#) | [Visiting Alaska](#) | [State Employees](#)

State of Alaska | © 2019 | [Webmaster](#)