



Alaska Department of Health and Social Services

 search

- Home
- Divisions and Agencies
- Services
- News
- Contact Us
- COVID-19 Resources

Health and Social Services > Public Health > Epidemiology > Infectious Disease > COVID-19: Monitoring

Coronavirus Disease 2019

About COVID-19:

- > COVID-19 Homepage
- > Case Counts
- > About Human Coronaviruses
- > Media & Communications

What to do:

- > If you are sick
- > If you may have been exposed

Resources for:

- > General Public
- > Health Care
- > Specific Groups

Stay informed:

Subscribe to DHSS's updates by email or text:

- > COVID-19 Health Alerts
- > DHSS Press Releases

Questions?



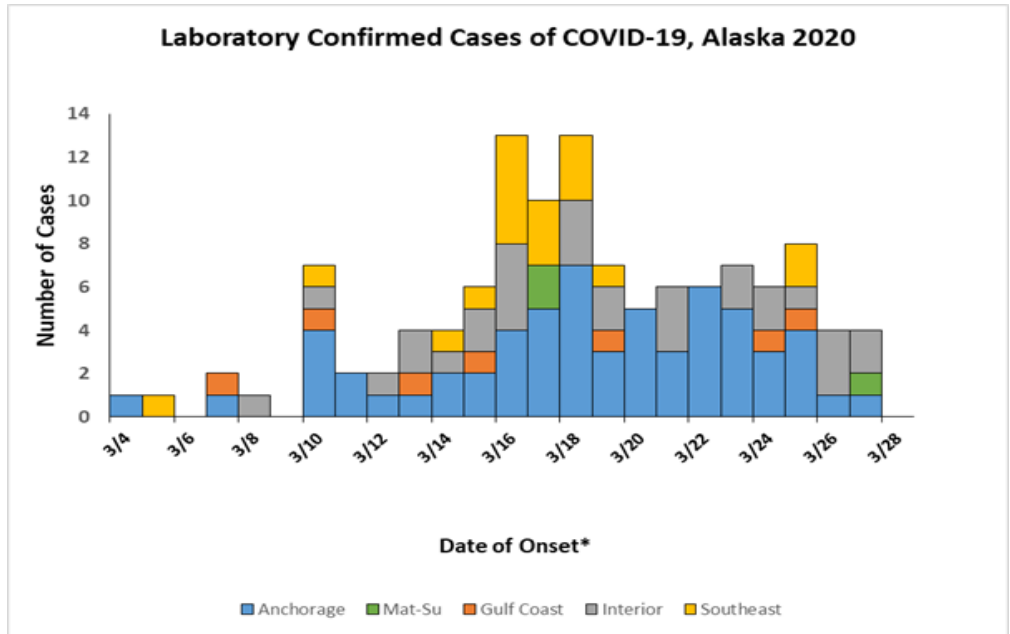
Get Connected. Get Answers.

For non-clinical questions, call 2-1-1.



Case Counts and Completed Tests

How many confirmed cases are there in Alaska by region?



*Cases are assigned by date of onset, diagnosis, or report — whichever is earliest; therefore, case counts may be updated as new data become available.

- > Cumulative number of cases hospitalized to date: 07
- > Cumulative number of deaths to date: 03
- > Updated March 30, 2020; updates made daily by 5pm and reflect cases reported as of 3pm that day.

How many cases are there in Alaska by residence* and presumed exposure source?

| | Travel-Related | Non-Travel | Close Contact | Under Investigation | Total |
|----------------------------------|----------------|------------|---------------|---------------------|-------|
| Municipality of Anchorage | 24 | 6 | 12 | 19 | 61 |
| Anchorage (including JBBER) | 21 | 5 | 11 | 18 | 55 |
| Eagle River/Chugiak | 2 | 1 | 1 | 1 | 5 |
| Girdwood | 1 | 0 | 0 | 0 | 1 |
| Gulf Coast | 3 | 0 | 2 | 2 | 7 |
| Homer | 1 | 0 | 0 | 1 | 2 |

| | | | | | |
|------------------|----------|----------|-----------|----------|-----------|
| Seward | 1 | 0 | 0 | 0 | 1 |
| Soldotna | 1 | 0 | 0 | 1 | 2 |
| Sterling | 0 | 0 | 2 | 0 | 2 |
| Interior | 6 | 3 | 17 | 4 | 30 |
| Fairbanks | 3 | 3 | 12 | 4 | 22 |
| North Pole | 3 | 0 | 5 | 0 | 8 |
| Mat-Su | 2 | 0 | 1 | 0 | 3 |
| Palmer | 2 | 0 | 1 | 0 | 3 |
| Northern | 0 | 0 | 0 | 0 | 0 |
| Southeast | 3 | 2 | 11 | 2 | 18 |
| Juneau | 1 | 1 | 1 | 2 | 5 |
| Ketchikan | 2 | 1 | 10 | 0 | 13 |
| Southwest | 0 | 0 | 0 | 0 | 0 |
| TOTAL | 38 | 11 | 43 | 27 | 119 |

*Case residence may not always reflect location of exposure or testing.

> **Region:** Economic regions definitions

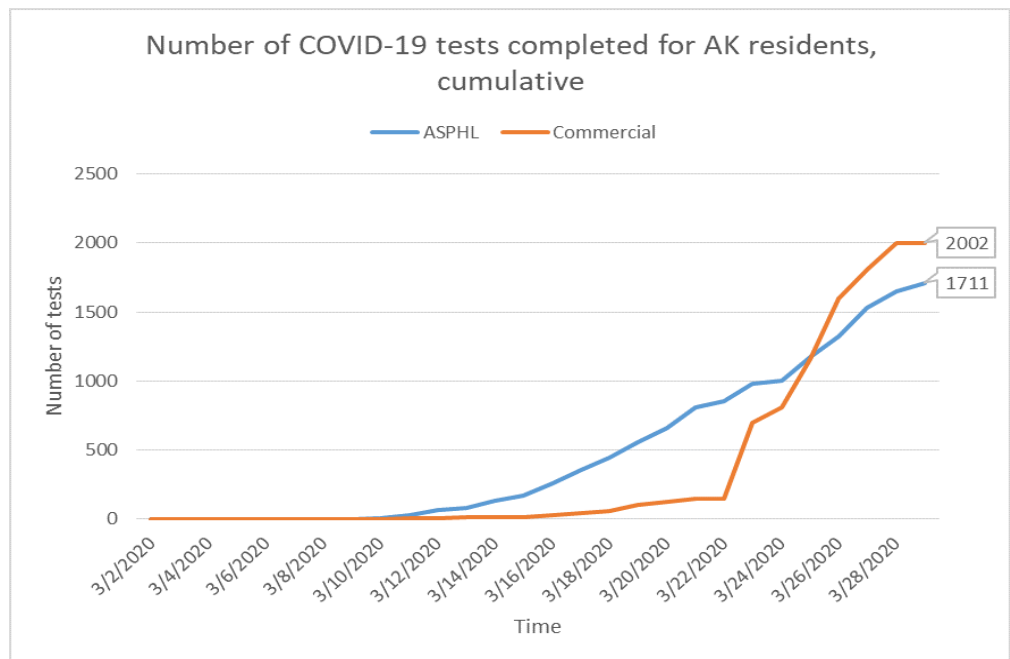
> **Travel-related:** Exposure/source of the virus was outside of Alaska.

> **Pending:** Under investigation

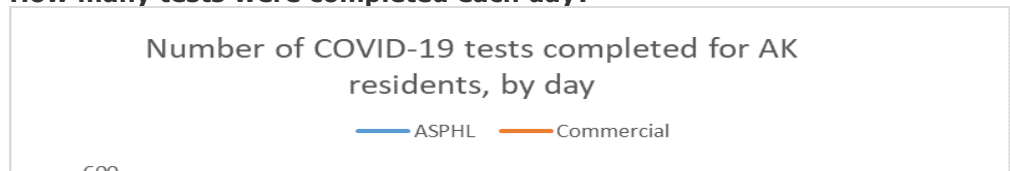
> **Updated March 30, 2020;** updates made daily by 5pm and reflect cases reported as of 3pm that day.

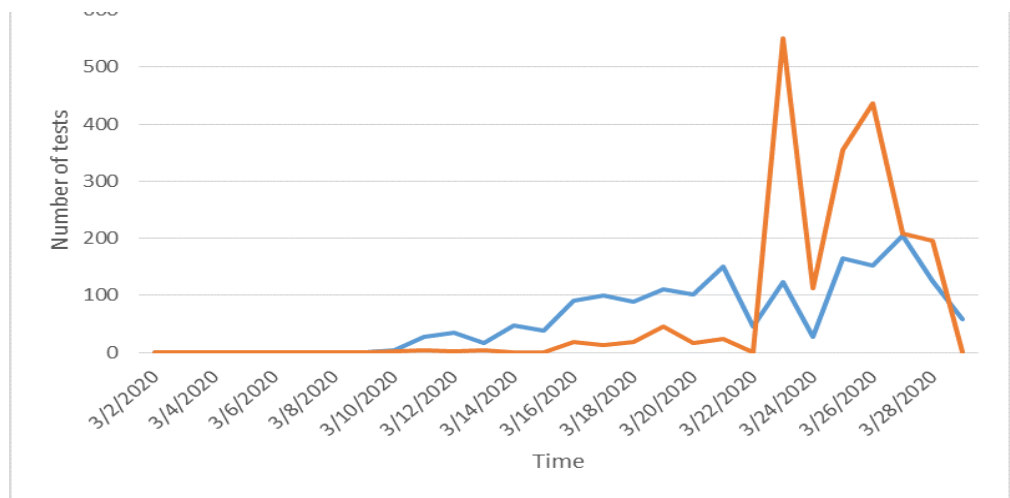
How many tests have been completed for Alaska residents?

How many tests were completed in total?



How many tests were completed each day?





> [COVID-19 testing data for Alaska residents in CSV format](#)

How many cases are there?

- > [WHO's global situation reports](#)
- > [CDC's U.S. case counts](#)

CDC Case Counts

Thank you for your patience while this page loads. Embedded content brought to you through CDC content syndication:

COVID-19 Case Counts: CDC Content Syndication

Alaska Department of Health & Social Services

[Contacts](#) [Accessibility](#) [Public Notices](#) [Staff](#)
[Webmaster](#)

[f](#) [t](#) [v](#) [y](#) [m](#)

| | | |
|--|--|---|
| Alaska Pioneer Homes Alaska Psychiatric Institute Behavioral Health Finance & Management Services | Health Care Services Juvenile Justice Office of Children's Services Public Assistance | Public Health Seniors & Disabilities Services Substance Misuse and Addiction Prevention |
|--|--|---|

[State of Alaska](#) [myAlaska](#) [My Government](#) [Resident](#) [Business in Alaska](#) [Visiting Alaska](#) [State Employees](#)
State of Alaska | © 2019 | [Webmaster](#)