



# Alaska Department of Health and Social Services

 search

- Home
- Divisions and Agencies
- Services
- News
- Contact Us
- COVID-19 Resources

Health and Social Services > Public Health > Epidemiology > Infectious Disease > COVID-19: Monitoring

## Coronavirus Disease 2019

### About COVID-19:

- > [COVID-19 Homepage](#)
- > [Case Counts](#)
- > [About Human Coronaviruses](#)
- > [Media & Communications](#)

### What to do:

- > [If you are sick](#)
- > [If you may have been exposed](#)

### Resources for:

- > [General Public](#)
- > [Health Care](#)
- > [Public Health](#)
- > [Specific Groups](#)

### Stay informed:

Subscribe to DHSS's updates by email or text:

- > [COVID-19 Health Alerts](#)
- > [DHSS Press Releases](#)

### Questions?



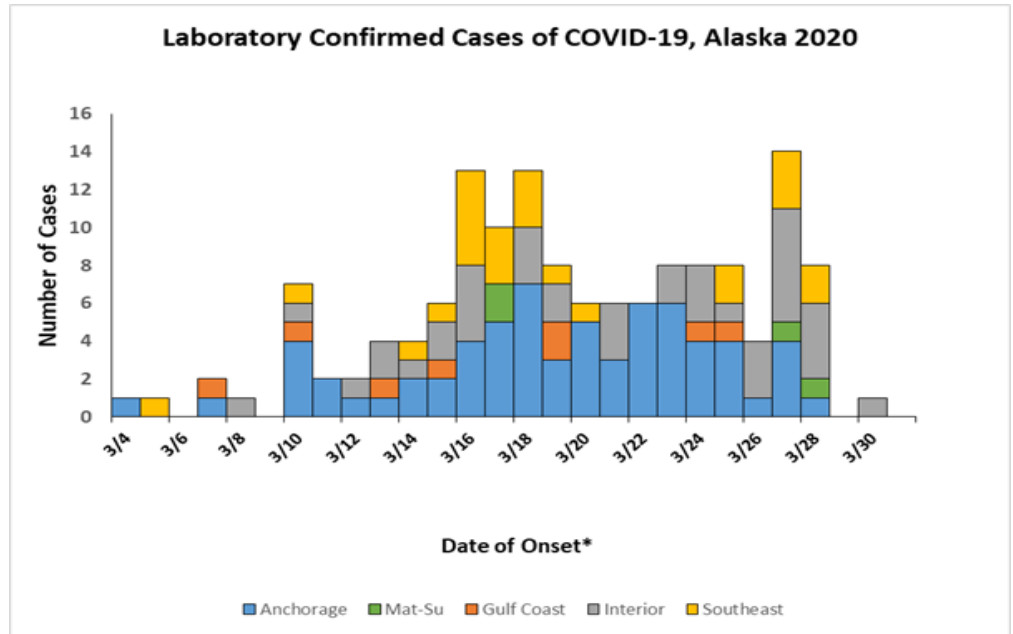
Get Connected. Get Answers.

For non-clinical questions, call 2-1-1.



## Case Counts and Completed Tests

### How many confirmed cases are there in Alaska by region?



\*Cases are assigned by date of onset, diagnosis, or report — whichever is earliest; therefore, case counts may be updated as new data become available.

- > **Cumulative number of cases hospitalized to date: 09**
- > **Cumulative number of deaths to date: 03**
- > **Updated April 1, 2020;** updates made daily by 5pm and reflect cases reported as of 3pm that day.

### How many cases are there in Alaska by residence\* and presumed exposure source?

	Travel-Related	Non-Travel	Close Contact	Under Investigation	Total
<b>Municipality of Anchorage</b>	<b>24</b>	<b>6</b>	<b>13</b>	<b>24</b>	<b>67</b>
Anchorage (including JBER)	21	5	12	21	59
Eagle River/Chugiak	2	1	1	3	7
Girdwood	1	0	0	0	1
<b>Gulf Coast</b>	<b>4</b>	<b>0</b>	<b>2</b>	<b>2</b>	<b>8</b>

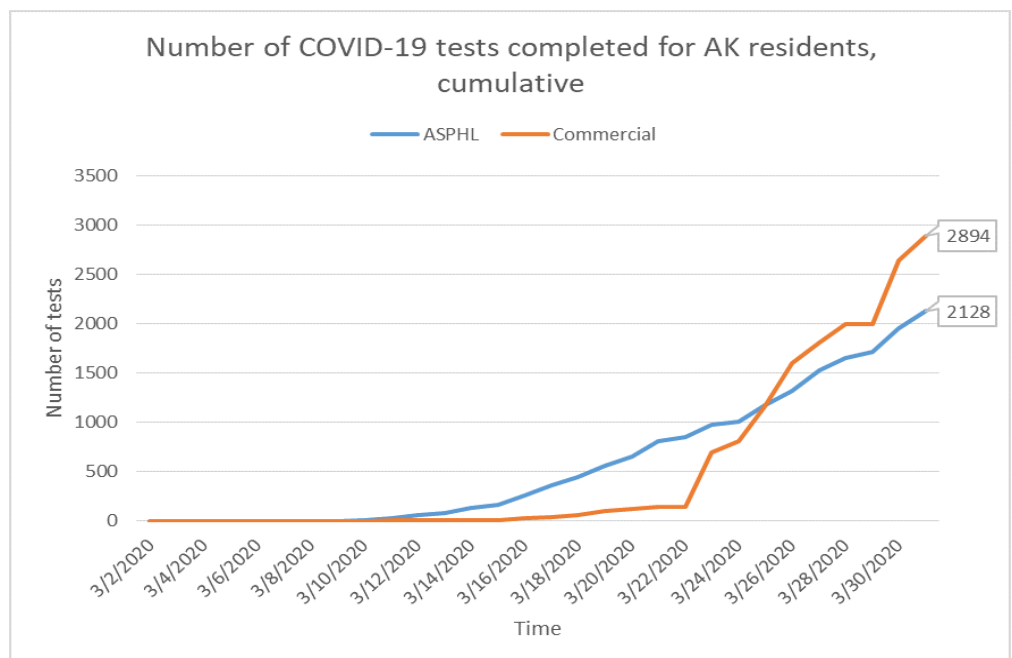
Homer	1	0	0	1	<b>2</b>
Kenai	1	0	0	0	<b>1</b>
Seward	1	0	0	0	<b>1</b>
Soldotna	1	0	0	1	<b>2</b>
Sterling	0	0	2	0	<b>2</b>
<b>Interior</b>	<b>7</b>	<b>3</b>	<b>18</b>	<b>12</b>	<b>40</b>
Fairbanks	4	3	12	11	<b>30</b>
North Pole	3	0	6	1	<b>10</b>
<b>Mat-Su</b>	<b>2</b>	<b>0</b>	<b>1</b>	<b>1</b>	<b>4</b>
Palmer	2	0	1	0	<b>3</b>
Wasilla	0	0	0	1	<b>1</b>
<b>Northern</b>	<b>0</b>	<b>0</b>	<b>0</b>	<b>0</b>	<b>0</b>
<b>Southeast</b>	<b>3</b>	<b>2</b>	<b>16</b>	<b>3</b>	<b>24</b>
Juneau	1	1	5	3	<b>10</b>
Ketchikan	2	1	11	0	<b>14</b>
<b>Southwest</b>	<b>0</b>	<b>0</b>	<b>0</b>	<b>0</b>	<b>0</b>
TOTAL	40	11	50	42	<b>143</b>

\*Case residence may not always reflect location of exposure or testing.

- > **Region:** Economic regions definitions
- > **Travel-related:** Exposure/source of the virus was outside of Alaska.
- > **Pending:** Under investigation
- > **Updated April 1, 2020;** updates made daily by 5pm and reflect cases reported as of 3pm that day.

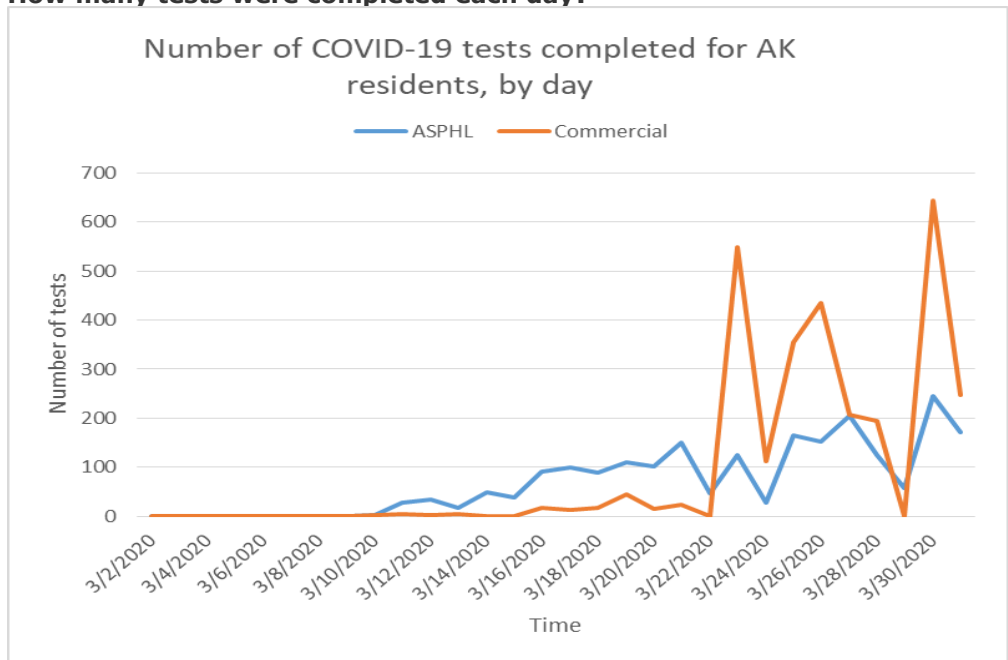
## How many tests have been completed for Alaska residents?

### How many tests were completed in total?



### How many tests were completed each day?

How many tests were completed each day:



> [COVID-19 testing data for Alaska residents in CSV format](#)

### How many cases are there?

- > [WHO's global situation reports](#)
- > [CDC's U.S. case counts](#)

### CDC Case Counts

Thank you for your patience while this page loads. Embedded content brought to you through CDC content syndication:

COVID-19 Case Counts: CDC Content Syndication

Alaska Department of Health & Social Services

Alaska Pioneer Homes | Health Care Services | Public Health  
Alaska Psychiatric Institute | Juvenile Justice | Seniors & Disabilities Services  
Behavioral Health | Office of Children's Services | Substance Misuse and Addiction Prevention  
Finance & Management | Public Assistance

Contacts | Accessibility | Public Notices | Staff | Webmaster

State of Alaska | myAlaska | My Government | Resident | Business in Alaska | Visiting Alaska | State Employees | State of Alaska | © 2019 | Webmaster