



COLORADO  
Department of Public  
Health & Environment



COLORADO  
State Emergency  
Operations Center

Search



[Colorado COVID-19 Updates](#) > [Case data](#)

## Case data

Home	
About COVID-19	>
Do you have symptoms?	>
Prevent the spread of COVID-19	
Isolation & quarantine	>
Public health & executive orders	>
Reducing fear and stress	>
Guidance for schools, workplaces, & communities	
LPHAs and health care providers	>
General Questions and Answers	
Communication resources	>
Laboratory services (external link)	
State recovery & assistance	>
Blog	
<b>Data</b>	<b>&gt;</b>

Data is updated daily by about 4 p.m. and includes cases reported through the previous day. This reporting gap gives our epidemiologists time to review the data and improve the accuracy. Due to this delay, our numbers may be different than what is being reported by local public health departments. As cases continue to be investigated the data in this report is subject to change.

Note: This summary only includes data through 4/18 and does not reflect cases since then.

**10,106**

Cases\*

**1,880**

Hospitalized

**56**

Counties

**47,466**

People tested\*\*

**113**

Outbreaks

**449**

Deaths

Last update: April 20, 2020 | 4 p.m.

Note: This summary only includes data through 4/19 and does not reflect cases since then.

\*The number of cases includes people who have had a test that indicated they were positive for COVID-19. The number of cases also includes epidemiologically-linked cases -- or cases where public health epidemiologists have determined that infection is highly likely because a person exhibited symptoms and had close contact with someone who tested positive. The number of epidemiologically-linked cases represents a very small portion of the reported cases.

\*\*The total number of people tested may not include all negative results.

[Find Colorado COVID-19 Data on CDPHE's Open Data Portal](#)

[Access the case summary data files](#)

[Learn more about our data](#)

[View our outbreak data](#)

[Case data](#)

[About the graphs](#)

# COVID - 19 Colorado Case Summary



Data is updated daily by about 4 p.m. and includes cases reported through the previous day.

9,433  
Cases

1,797  
Hospitalized

56  
Counties

44,606 \*  
People Tested

411  
Deaths

10  
Outbreaks

\* May not include all negative results


## Colorado Case Counts by County

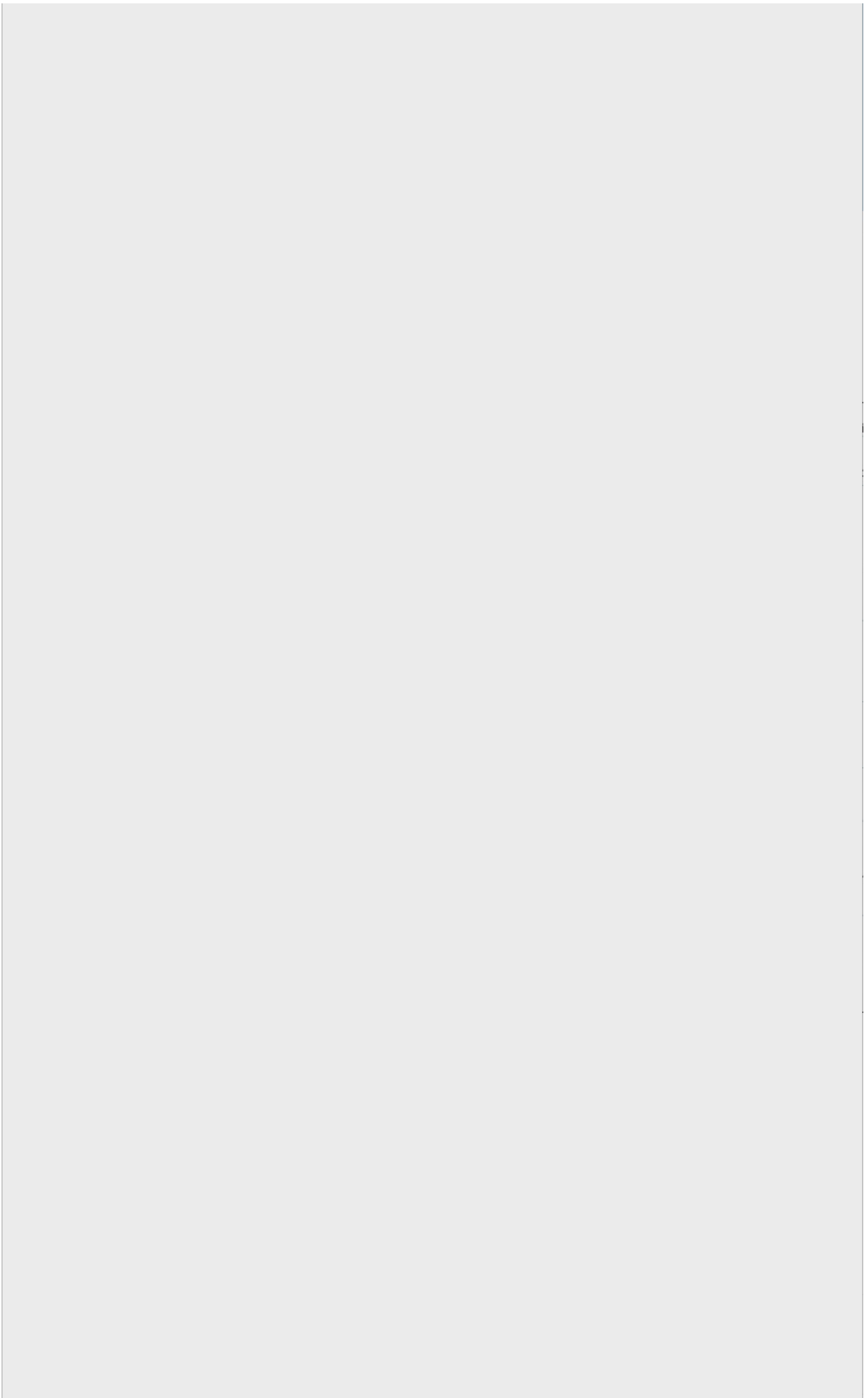
Adams	894	La Plata	52
Alamosa	7	Lake	8
Arapahoe	1,498	Larimer	231
Archuleta	7	Las Animas	3
Baca	10	Lincoln	3
Bent	0	Logan	17
Boulder	342	Mesa	34
Broomfield	101	Mineral	2
Chaffee	37	Moffat	4
Cheyenne	0	Montezuma	13
Clear Creek	11	Montrose	72
Conejos	0	Morgan	147
Costilla	3	Otero	6
Crowley	2	Ouray	5
Custer	2	Park	6
Delta	19	Phillips	5
Denver	1,723	Pitkin	57
Dolores	0	Prowers	1
Douglas	260	Pueblo	84


## COVID-19 in Colorado by Age

	Cases	Deaths
0-9	1.00%	0.00%
10-19	2.21%	0.00%
20-29	13.69%	0.73%
30-39	16.20%	0.49%
40-49	16.45%	3.41%
50-59	18.11%	5.35%
60-69	14.38%	13.63%
70-79	9.56%	26.52%
80+	8.09%	49.88%
Unknown	0.33%	0.00%

## COVID-19 in Colorado by Race Ethnicity

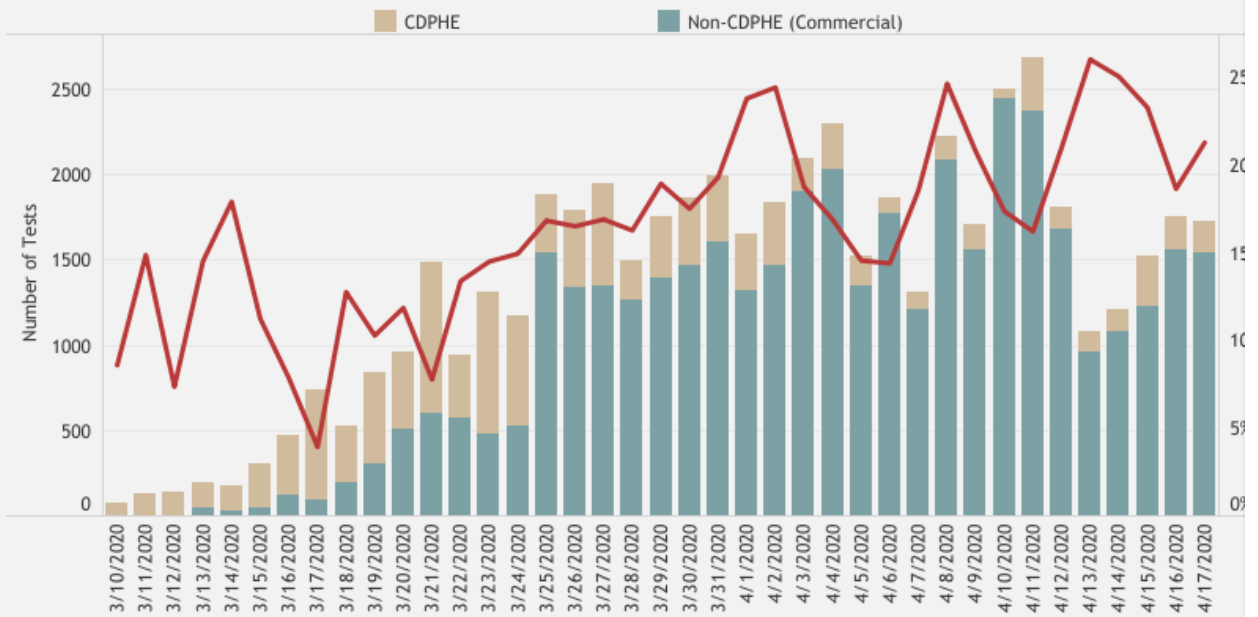








## Positivity Data From Clinical Laboratories



\* May not include all negative results.



### Colorado cases & deaths by county

\*People who tested positive for COVID-19 in Colorado while visiting are included in the county where they were identified

(Updated at 4 p.m. on 4/20)

County	Positive cases	Deaths
Adams	968	37
Alamosa	9	2
Arapahoe	1,602	72
Archuleta	7	
Baca	10	
Boulder	360	17
Broomfield	103	2
Chaffee	38	4
Clear Creek	11	
Costilla	3	
Crowley	2	1



Custer	2	
Delta	25	1
Denver	1,880	83
Douglas	381	17
Eagle	486	7
El Paso	734	50
Elbert	24	1
Fremont	11	
Garfield	71	2
Gilpin	1	
Grand	4	
Gunnison	117	3
Hinsdale	3	
Huerfano	1	
Jefferson	987	36
Kit Carson	18	1
La Plata	51	
Lake	8	
Larimer	245	13
Las Animas	3	
Lincoln	3	
Logan	22	1
Mesa	35	
Mineral	2	
Moffat	5	
Montezuma	13	2
Montrose	80	9
Morgan	167	3
Otero	7	
Ouray	5	1
Park	6	

Philips	5	
Pitkin	57	2
Prowers	1	
Pueblo	88	6
Rio Blanco	1	
Rio Grande	7	
Routt	49	2
Saguache	3	
San Miguel	17	
Summit	88	1
Teller	24	2
Washington	6	
Weld	1,121	68
Yuma	3	
*Unknown or pending	126	1
Out of state		2
<b>Total</b>	<b>10,106</b>	<b>449</b>

## Contact

---

### Colorado Crisis Services

We provide free, confidential, professional and immediate support for any mental health, substance use or emotional concern, 24/7/365.

Call 1-844-493-TALK (8255) or text TALK to 38255 to speak to a trained professional.

### 211 Colorado

2-1-1 is a confidential and multilingual service connecting people to vital resources across the state.

☎️ Call 2-11 or (866) 760-6489    📧 Text your ZIP CODE to 898-211

### CO-HELP

Colorado's call line for general questions about the novel coronavirus (COVID-19), providing answers in many languages including English, Spanish (Español), Mandarin (普通话) and more.

☎️ Call 303-389-1687 or (877) 462-2911

Media line (for media only): 303-900-2849

[CDPHE main website](#)

[Colorado Emergency Management](#)

[Stay at home Colorado guide](#)

[Help Colorado Now](#) - Volunteer, donate, contribute, apply for funding.

[State resource for COVID-19 information](#)

[OnwardCO.org](#) - One-stop resource for Coloradans impacted by job loss to connect with life essentials, training, and jobs.

[Request a website change](#)

If you have symptoms and think you have been exposed, call a health care provider.

Follow us

---

### CDPHE



### Colorado Emergency Management



Available languages

---

[Español](#) (Spanish) | [Tiếng Việt](#) (Vietnamese) |

[Soomaali](#) (Somali) | [中文](#) (Simplified Chinese) |

[العربية](#) (Arabic) | [नेपाली](#) (Nepali)

[Transparency](#)

© 2020 State of Colorado |

[Online](#)

| [Accessibility](#)

| [Privacy Statement](#)

| [Security Statement](#)

