

[Colorado COVID-19 Updates](#) > [Case data](#)

## Case data

<a href="#">Home</a>	
<a href="#">About COVID-19</a>	>
<a href="#">Do you have symptoms?</a>	>
<a href="#">Prevent the spread of COVID-19</a>	
<a href="#">Isolation &amp; quarantine</a>	>
<a href="#">Public health &amp; executive orders</a>	>
<a href="#">Health Equity Response Team</a>	>
<a href="#">Reducing fear and stress</a>	>
<a href="#">Guidance for schools, workplaces, &amp; communities</a>	
<a href="#">LPHAs and health care providers</a>	>
<a href="#">General Questions and Answers</a>	
<a href="#">Communication resources</a>	>
<a href="#">Laboratory services (external link)</a>	
<a href="#">State recovery &amp; assistance</a>	>
<a href="#">Blog</a>	
<b><a href="#">Data</a></b>	<b>&gt;</b>

Data is updated daily by about 4 p.m. and includes cases reported through the previous day. This reporting gap gives our epidemiologists time to review the data and improve the accuracy. Due to this delay, our numbers may be different than what is being reported by local public health departments. As cases continue to be investigated the data in this report is subject to change.

**11,262**

Cases\*

**2,237**

Hospitalized

**56**

Counties

**52,324**

People tested\*\*

**130**

Outbreaks

**552**

Deaths

Last update: April 23, 2020 | 4 p.m.

Note: This summary only includes data through April 22 and does not reflect cases since then.

\*The number of cases includes people who have had a test that indicated they were positive for COVID-19. The number of cases also includes epidemiologically-linked cases -- or cases where public health epidemiologists have determined that infection is highly likely because a person exhibited symptoms and had close contact with someone who tested positive. The number of epidemiologically-linked cases represents a very small portion of the reported cases.

\*\*The total number of people tested may not include all negative results.

[Find Colorado COVID-19 Data on CDPHE's Open Data Portal](#)

[Access the case summary data files](#)

[Learn more about our data](#)

[View our outbreak data](#)

Case data

[About the graphs](#)

# COVID - 19 Colorado Case Summary

Data is updated daily by about 4 p.m. and includes cases reported through the previous day.

11,262  
Cases

2,237  
Hospitalized

56  
Counties

52,324  
People Tested

552  
Deaths

Outbreaks

\* May not include all negative results

## Colorado Case Counts by County


Adams	1,082	La Plata	55
Alamosa	9	Lake	10
Arapahoe	1,824	Larimer	274
Archuleta	8	Las Animas	3
Baca	10	Lincoln	3
Bent	0	Logan	24
Boulder	426	Mesa	37
Broomfield	113	Mineral	2
Chaffee	55	Moffat	6
Cheyenne	0	Montezuma	15
Clear Creek	12	Montrose	82
Conejos	0	Morgan	214
Costilla	3	Otero	7
Crowley	2	Ouray	5
Custer	2	Park	6
Delta	25	Phillips	5
Denver	2,172	Pitkin	57
Dolores	0	Prowers	1
Douglas	399	Pueblo	108
El Paso	480	San Juan	4


## COVID-19 in Colorado by Age


Age Group	Cases	Deaths
0-9	1.15%	0.00%
10-19	2.50%	0.00%
20-29	13.25%	0.72%
30-39	16.15%	0.54%
40-49	16.59%	3.08%
50-59	17.79%	5.43%
60-69	13.99%	13.41%
70-79	9.54%	25.54%
80+	8.63%	51.27%
Unknown	0.41%	0.00%

## COVID-19 in Colorado by Race and Ethnicity


Cases











**Colorado cases & deaths by county**

\*People who tested positive for COVID-19 in Colorado while visiting are included in the county where they were identified

(Updated at 4 p.m. on 4/23)



County	Positive cases	Deaths
Adams	1,082	50
Alamosa	9	2
Arapahoe	1,824	101
Archuleta	8	
Baca	10	
Boulder	426	25
Broomfield	113	4
Chaffee	55	5
Clear Creek	12	1
Costilla	3	
Crowley	2	1
Custer	2	
Delta	25	1
Denver	2,172	98
Douglas	399	18
Eagle	489	7
El Paso	798	55
Elbert	26	1
Fremont	19	
Garfield	74	2
Gilpin	1	
Grand	5	
Gunnison	121	4
Hinsdale	3	
Huerfano	1	
Jefferson	1,075	53
Kit Carson	18	1
La Plata	55	
Lake	10	

Larimer	274	15
Las Animas	3	
Lincoln	3	
Logan	24	1
Mesa	37	
Mineral	2	
Moffat	6	
Montezuma	15	2
Montrose	82	9
Morgan	214	8
Otero	7	
Ouray	5	1
Park	6	
Philips	5	
Pitkin	57	2
Prowers	1	
Pueblo	108	7
Rio Blanco	1	
Rio Grande	7	
Routt	52	2
Saguache	3	
San Miguel	17	
Summit	89	1
Teller	25	2
Washington	6	
Weld	1,263	70
Yuma	5	
*Unknown or pending	108	1
Out of state		2
<b>Total</b>	<b>11,262</b>	<b>552</b>

## Contact

---

### Colorado Crisis Services

We provide free, confidential, professional and immediate support for any mental health, substance use or emotional concern, 24/7/365.

Call 1-844-493-TALK (8255) or text TALK to 38255 to speak to a trained professional.

### 211 Colorado

2-1-1 is a confidential and multilingual service connecting people to vital resources across the state.

☎️ Call 2-11 or (866) 760-6489    📄 Text your ZIP CODE to 898-211

### CO-HELP

Colorado's call line for general questions about the novel coronavirus (COVID-19), providing answers in many languages including English, Spanish (Español), Mandarin (普通话) and more.

☎️ Call 303-389-1687 or (877) 462-2911

## Resources & info

---

Media line (for media only): 303-900-2849

[CDPHE main website](#)

[Colorado Emergency Management](#)

[Stay at home Colorado guide](#)

[Help Colorado Now](#) - Volunteer, donate, contribute, apply for funding.

[State resource for COVID-19 information](#)

[OnwardCO.org](#) - One-stop resource for Coloradans impacted by job loss to connect with life essentials, training, and jobs.

[Request a website change](#)

If you have symptoms and think you have been exposed, call a health care provider.

CDPHE



Colorado Emergency Management



Available languages

---

[Español](#) (Spanish) | [Tiếng Việt](#) (Vietnamese) |

[Soomaali](#) (Somali) | [中文](#) (Simplified Chinese) |

[العربية](#) (Arabic) | [नेपाली](#) (Nepali)

