

## COVID-19 Update April 12, 2020

As of **April 12, 2020**, a total of **12,035** laboratory-confirmed cases of COVID-19 have been reported among Connecticut residents (Figure 1). **One thousand six hundred fifty-four** patients are currently hospitalized. There have been **554** COVID-19-associated deaths.

**Day-to-day changes reflect newly reported cases, deaths, and tests that occurred over the last several days to week.** All data in this report are preliminary; data for previous dates will be updated as new reports are received and data errors are corrected. Hospitalization data were collected by the Connecticut Hospital Association. Deaths\* reported to either the OCME or DPH are included in the daily COVID-19 update.

\*For public health surveillance, COVID-19-associated deaths include persons who tested positive for COVID-19 around the time of death and persons who were not tested for COVID-19 whose death certificate lists COVID-19 disease as a cause of death or a significant condition contributing to death.

Overall Summary	Total	Change Since Yesterday
Laboratory-Confirmed COVID-19 Case	12035	+525
COVID-19-Associated Deaths	554	+60
Patients Currently Hospitalized with COVID-19	1654	+61
Patients tested for COVID-19	41220	+1389

### COVID-19 Cases and Associated Deaths by County of Residence

*As of 04/12/20 12:00pm. Includes patients tested at the State Public Health Laboratory, hospital, and commercial laboratories.*

County	Laboratory-Confirmed COVID-19 Cases	COVID-19-Associated Deaths
Fairfield County	5534	248
Hartford County	1914	116
Litchfield County	403	24
Middlesex County	299	18
New Haven County	2946	119
New London County	190	7
Tolland County	182	17
Windham County	66	1
Pending address validation	501	4
<b>Total</b>	<b>12035</b>	<b>554</b>

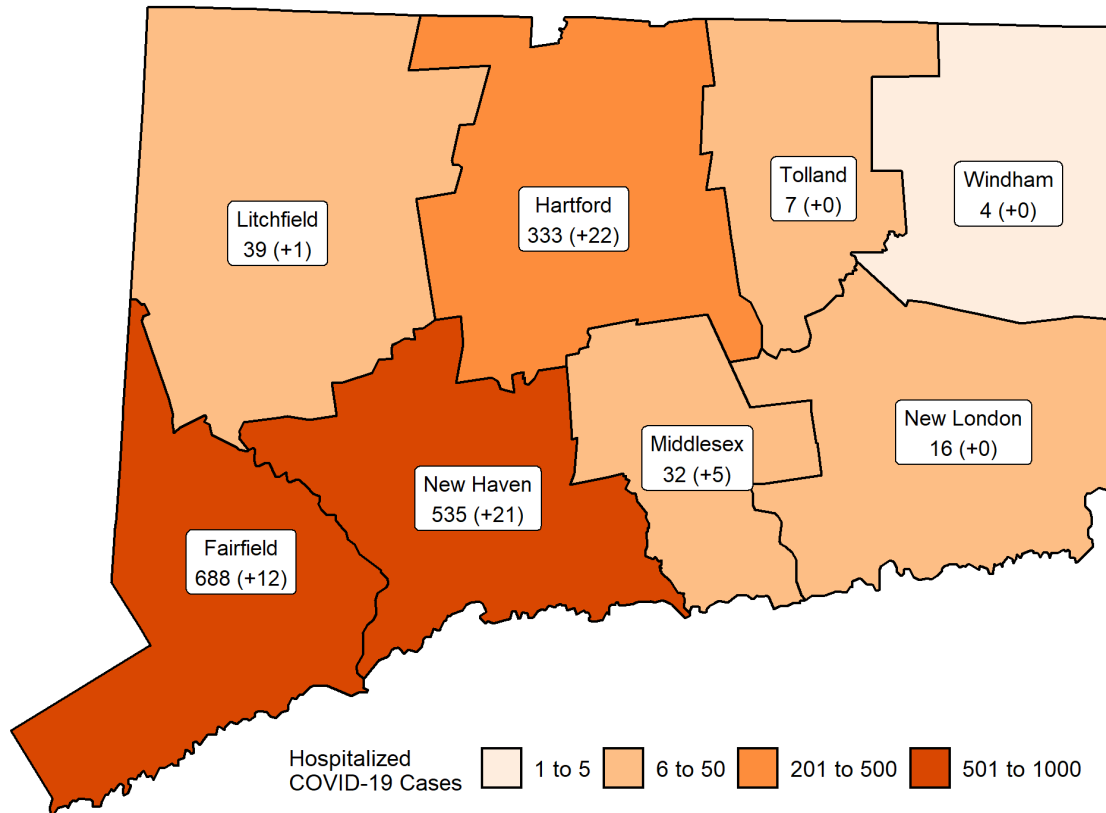
[National COVID-19 statistics](#) and information about [preventing spread of COVID-19](#) are available from the Centers for Disease Control and Prevention.

## Hospitalization Surveillance

The map below shows the number of patients currently hospitalized with laboratory-confirmed COVID-19 by county based on data collected by the Connecticut Hospital Association. The distribution is by location of hospital, not patient residence. The labels indicate the number of patients currently hospitalized with the change since yesterday in parentheses.

### Patients Currently Hospitalized by Connecticut County

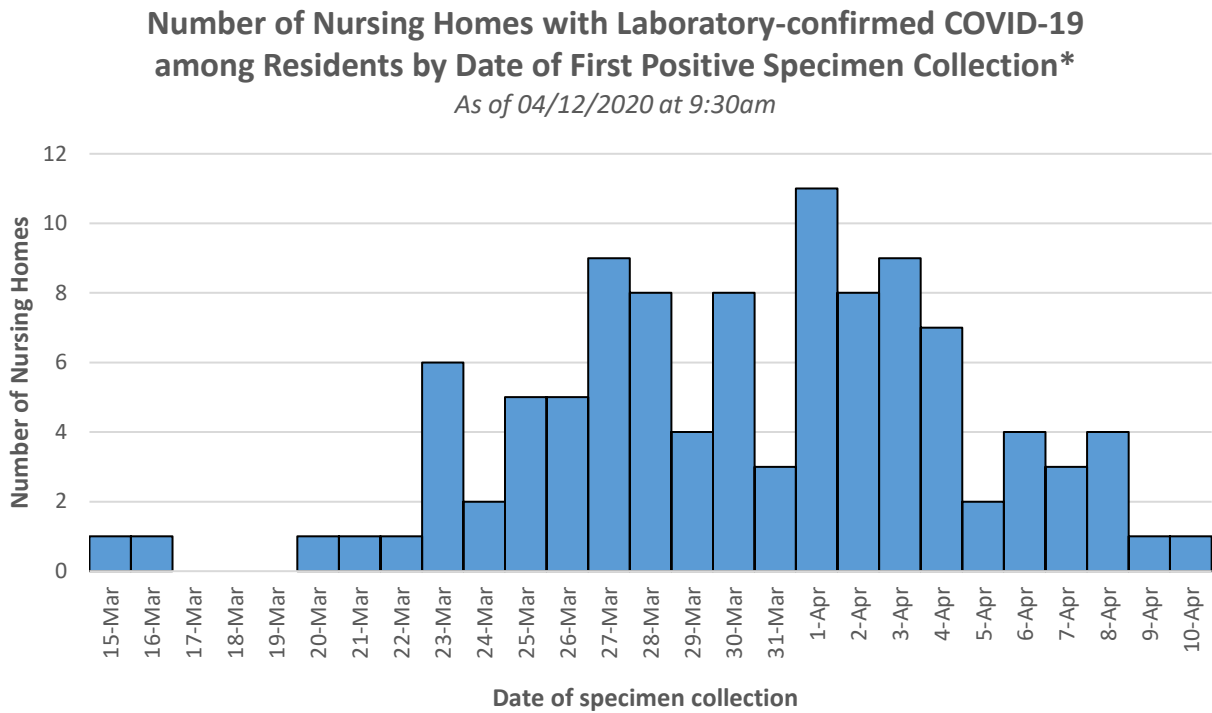
*Distribution by location of hospital not patient residence. Data from the Connecticut Hospital Association.*



More information about hospitalized cases of COVID-19 in New Haven and Middlesex Counties is available from [COVID-NET](#).

## Nursing Home Surveillance

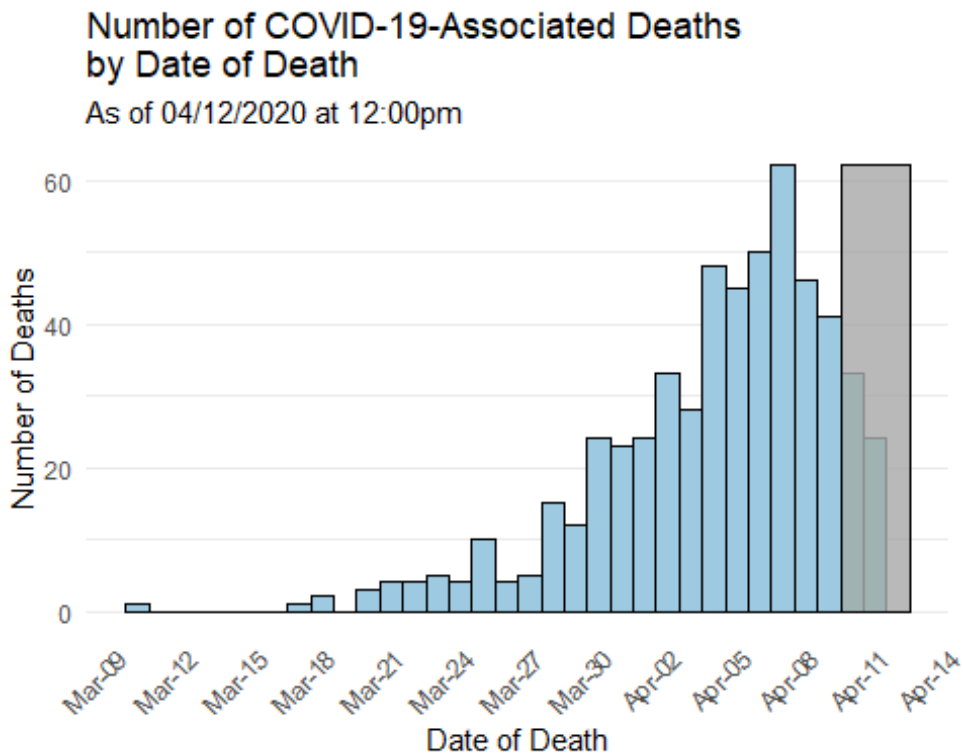
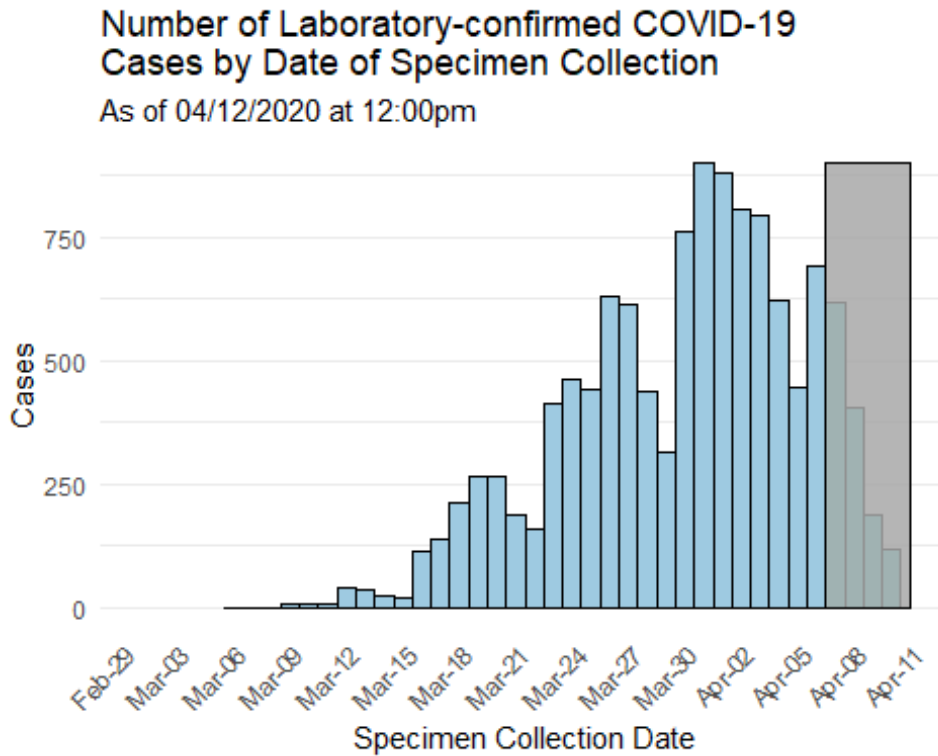
Among **215** nursing homes in CT, **105 (49%)** have had at least one confirmed case of COVID-19. A total of **1362** nursing home residents with laboratory-confirmed COVID-19 have been identified of whom **352 (26%)** were hospitalized and **195 (14%)** have died. The graph below shows the number of nursing homes with laboratory confirmed COVID-19 cases by the first date a positive specimen was collected.



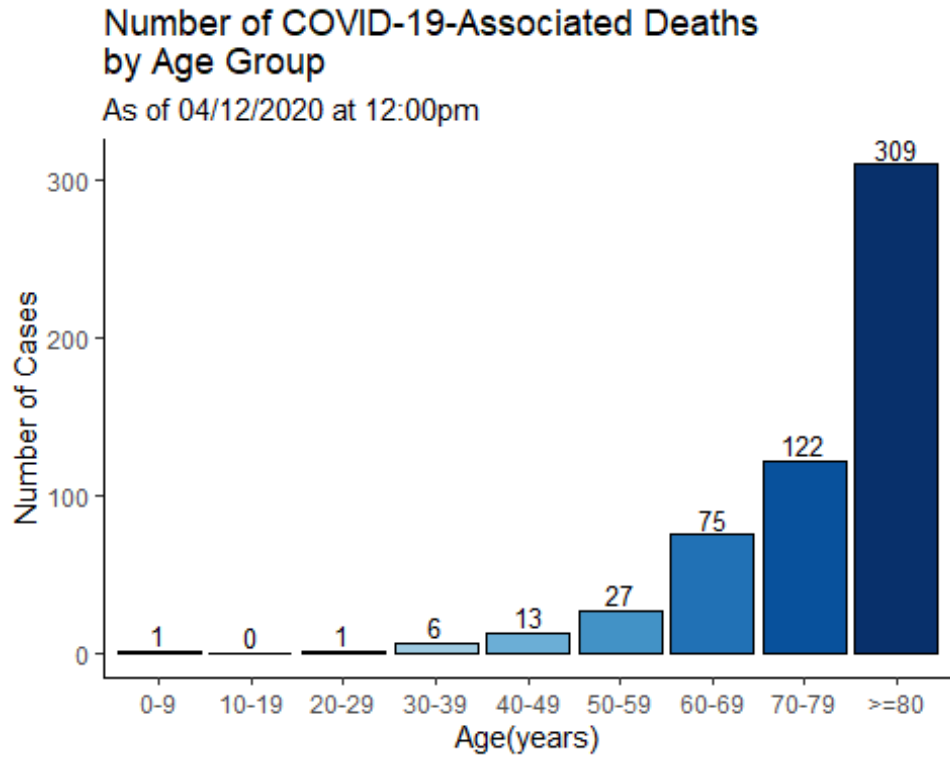
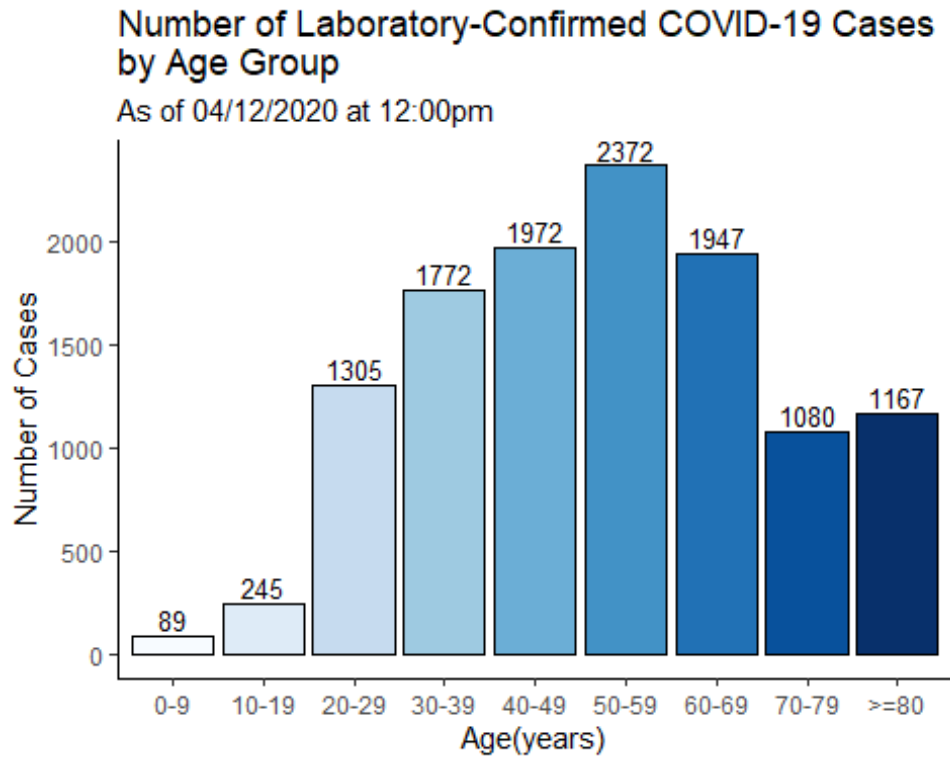
*\*Test results may be reported several days after the result. Data from previous days are routinely updated.*

## Characteristics of Laboratory-Confirmed COVID-19 Cases and Associated Deaths

Test results may be reported several days after the result. Data are incomplete for most recent dates shaded in grey. Data from previous dates are routinely updated.



Counts may not add up to total case count because demographic data may be missing.





## APPENDIX A. Towns with Confirmed Cases of COVID-19

Table does not include 501 cases pending address validation

Town	Cases	Town	Cases	Town	Cases
Andover	1	Griswold	5	Prospect	20
Ansonia	76	Groton	17	Putnam	4
Ashford	4	Guilford	33	Redding	28
Avon	17	Haddam	7	Ridgefield	124
Barkhamsted	7	Hamden	227	Rocky Hill	65
Beacon Falls	17	Hampton	0	Roxbury	3
Berlin	42	Hartford	366	Salem	3
Bethany	9	Hartland	0	Salisbury	5
Bethel	103	Harwinton	9	Scotland	0
Bethlehem	5	Hebron	9	Seymour	72
Bloomfield	79	Kent	5	Sharon	8
Bolton	8	Killingly	9	Shelton	228
Bozrah	3	Killingworth	3	Sherman	8
Branford	100	Lebanon	7	Simsbury	22
Bridgeport	712	Ledyard	3	Somers	19
Bridgewater	3	Lisbon	2	South Windsor	32
Bristol	145	Litchfield	13	Southbury	63
Brookfield	94	Lyme	1	Southington	85
Brooklyn	3	Madison	39	Sprague	0
Burlington	12	Manchester	136	Stafford	37
Canaan	0	Mansfield	6	Stamford	1289
Canterbury	2	Marlborough	10	Sterling	2
Canton	10	Meriden	113	Stonington	19
Chaplin	0	Middlebury	15	Stratford	241
Cheshire	49	Middlefield	6	Suffield	37
Chester	19	Middletown	120	Thomaston	24
Clinton	20	Milford	205	Thompson	4
Colchester	8	Monroe	36	Tolland	21
Colebrook	0	Montville	19	Torrington	110
Columbia	3	Morris	4	Trumbull	126
Cornwall	1	Naugatuck	71	Union	0
Coventry	9	New Britain	136	Vernon	52
Cromwell	26	New Canaan	89	Voluntown	1
Danbury	676	New Fairfield	65	Wallingford	70
Darien	131	New Hartford	9	Warren	0
Deep River	7	New Haven	618	Washington	12
Derby	46	New London	27	Waterbury	512
Durham	15	New Milford	87	Waterford	38
East Granby	2	Newington	66	Watertown	39
East Haddam	7	Newtown	60	West Hartford	92
East Hampton	8	Norfolk	3	West Haven	258
East Hartford	111	North Branford	21	Westbrook	10
East Haven	115	North Canaan	2	Weston	39
East Lyme	12	North Haven	61	Westport	174
East Windsor	13	North Stonington	0	Wethersfield	59
Eastford	1	Norwalk	712	Willington	4
Easton	17	Norwich	13	Wilton	94
Ellington	13	Old Lyme	8	Winchester	17
Enfield	125	Old Saybrook	16	Windham	16
Essex	7	Orange	27	Windsor	81
Fairfield	180	Oxford	37	Windsor Locks	18
Farmington	56	Plainfield	7	Wolcott	31
Franklin	2	Plainville	31	Woodbridge	41
Glastonbury	59	Plymouth	22	Woodbury	13
Goshen	2	Pomfret	5	Woodstock	9
Granby	7	Portland	28		
Greenwich	308	Preston	2		

All data are preliminary and subject to change.