

## COVID-19 Update April 24, 2020

As of **April 24, 2020**, a total of **23921** cases of COVID-19 have been reported among Connecticut residents. **One thousand eight hundred seventy-seven** patients are currently hospitalized. There have been **1764** COVID-19-associated deaths.

**Day-to-day changes reflect newly reported cases, deaths, and tests that occurred over the last several days to week.** All data in this report are preliminary; data for previous dates will be updated as new reports are received and data errors are corrected. Hospitalization data were collected by the Connecticut Hospital Association. Deaths\* reported to either the OCME or DPH are included in the daily COVID-19 update.

\*For public health surveillance, COVID-19-associated deaths include persons who tested positive for COVID-19 around the time of death and persons who were not tested for COVID-19 whose death certificate lists COVID-19 disease as a cause of death or a significant condition contributing to death.

Overall Summary	Total	Change Since Yesterday
COVID-19 Cases	23921	+821
COVID-19-Associated Deaths	1764	+125
Patients Currently Hospitalized with COVID-19	1877	-70
Patients tested for COVID-19	74038	+2541

### COVID-19 Cases and Associated Deaths by County of Residence

As of 04/24/20 1:00pm. Includes patients tested at the State Public Health Laboratory, hospital, and commercial laboratories.

County	COVID-19 Cases	COVID-19-Associated Deaths
Fairfield County	10227	662
Hartford County	4570	511
Litchfield County	808	69
Middlesex County	561	63
New Haven County	6286	396
New London County	448	23
Tolland County	375	34
Windham County	139	3
<i>Pending address validation</i>	<i>507</i>	<i>3</i>
<b>Total</b>	<b>23921</b>	<b>1764</b>

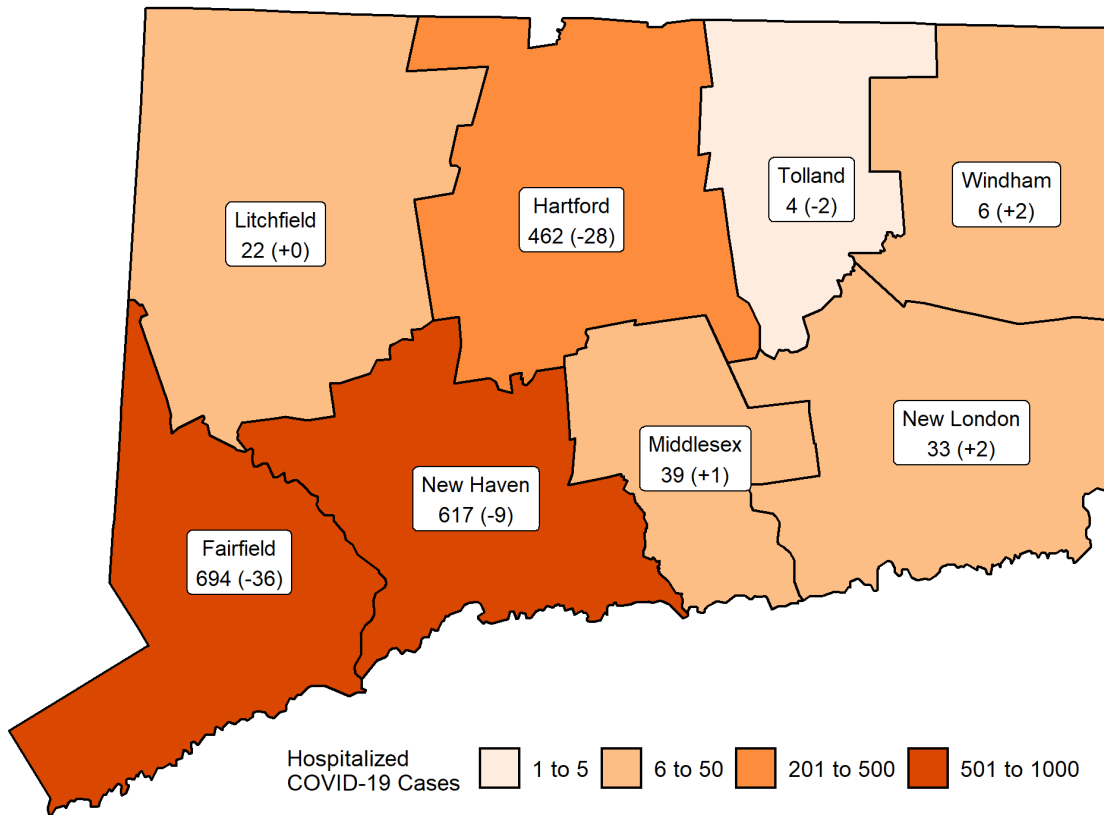
[National COVID-19 statistics](#) and information about [preventing spread of COVID-19](#) are available from the Centers for Disease Control and Prevention.

## Hospitalization Surveillance

The map below shows the number of patients currently hospitalized with COVID-19 by county based on data collected by the Connecticut Hospital Association. The distribution is by location of hospital, not patient residence. The labels indicate the number of patients currently hospitalized with the change since yesterday in parentheses.

### Patients Currently Hospitalized by Connecticut County

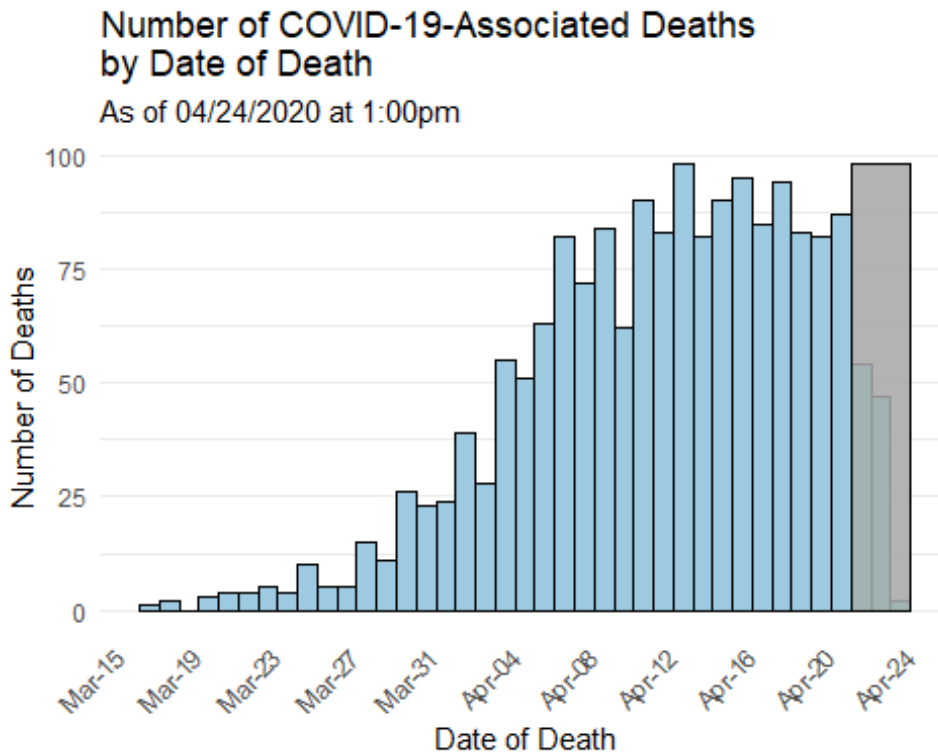
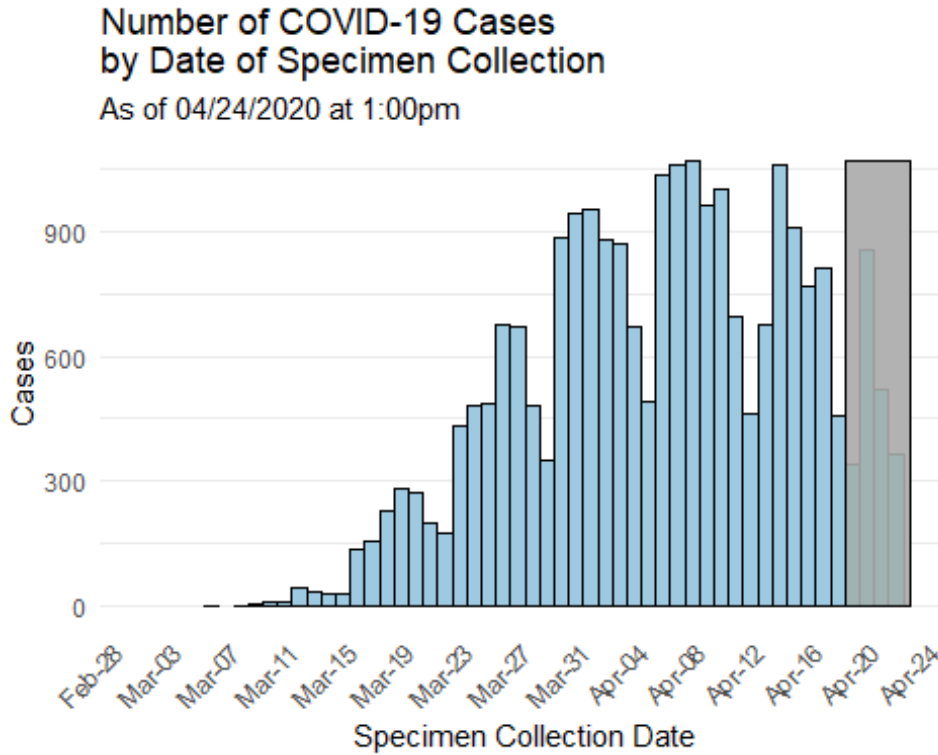
*Distribution by location of hospital not patient residence. Data from the Connecticut Hospital Association.*



More information about hospitalized cases of COVID-19 in New Haven and Middlesex Counties is available from [COVID-NET](#).

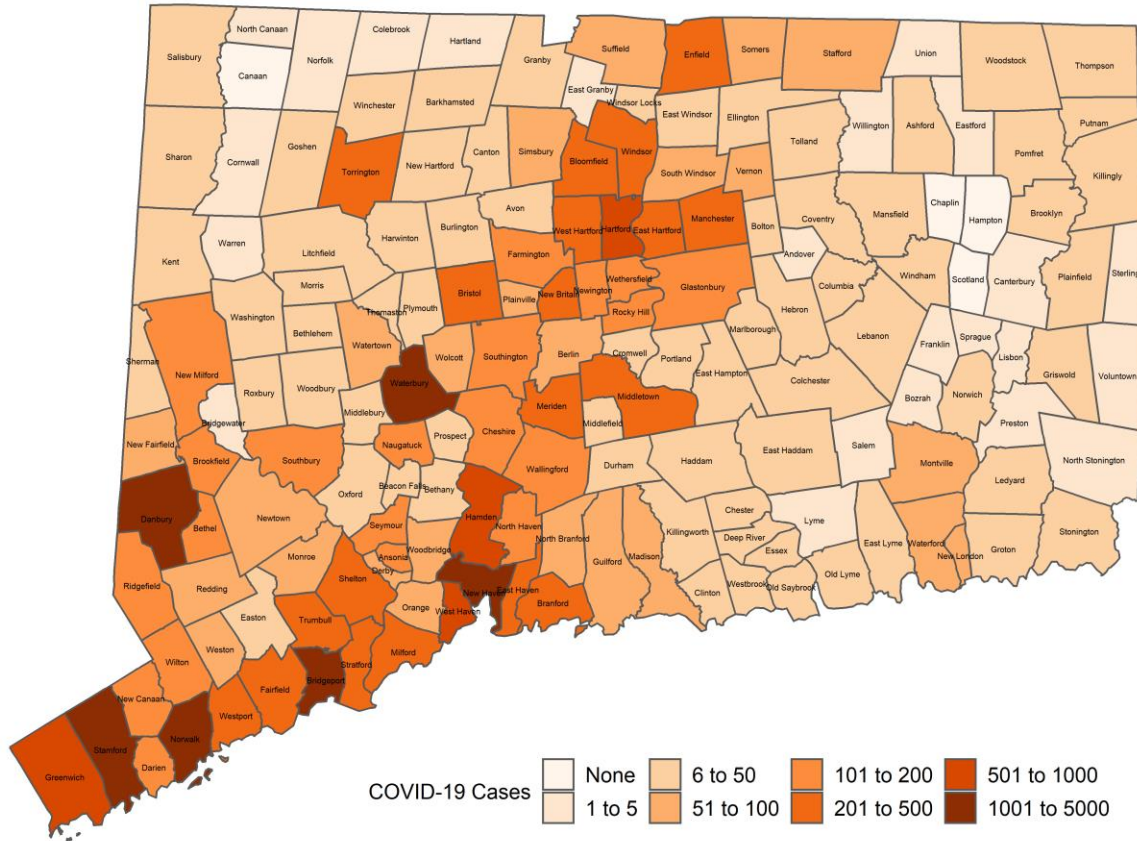
## Characteristics of COVID-19 Cases and Associated Deaths

Test results may be reported several days after the result. Data are incomplete for most recent dates shaded in grey. Data from previous dates are routinely updated.



# Connecticut Towns with Confirmed Cases of COVID-19

Map does not include 507 cases pending address validation



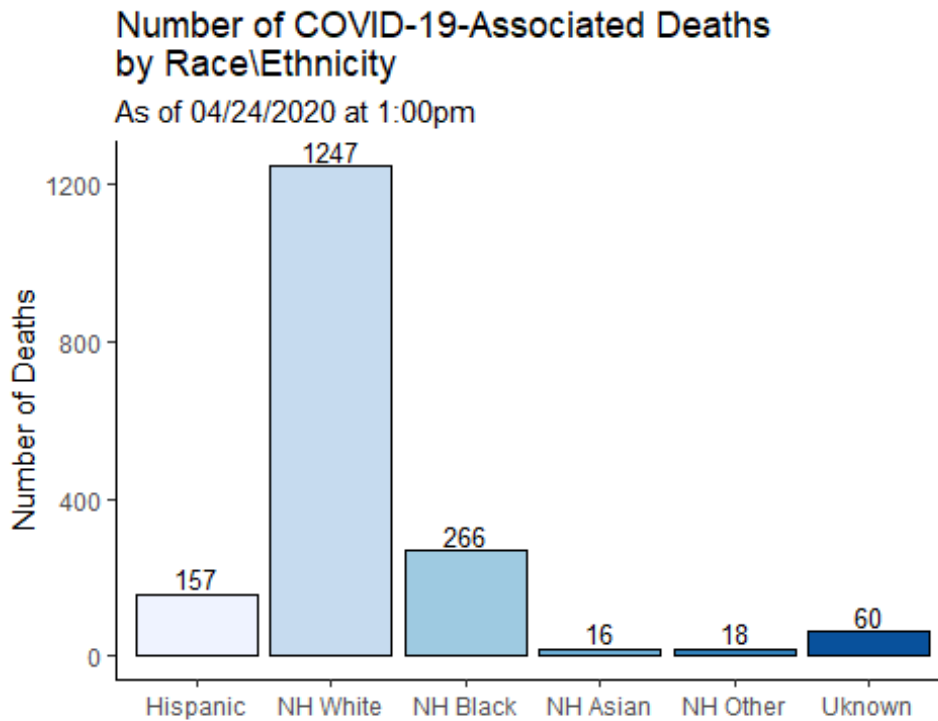
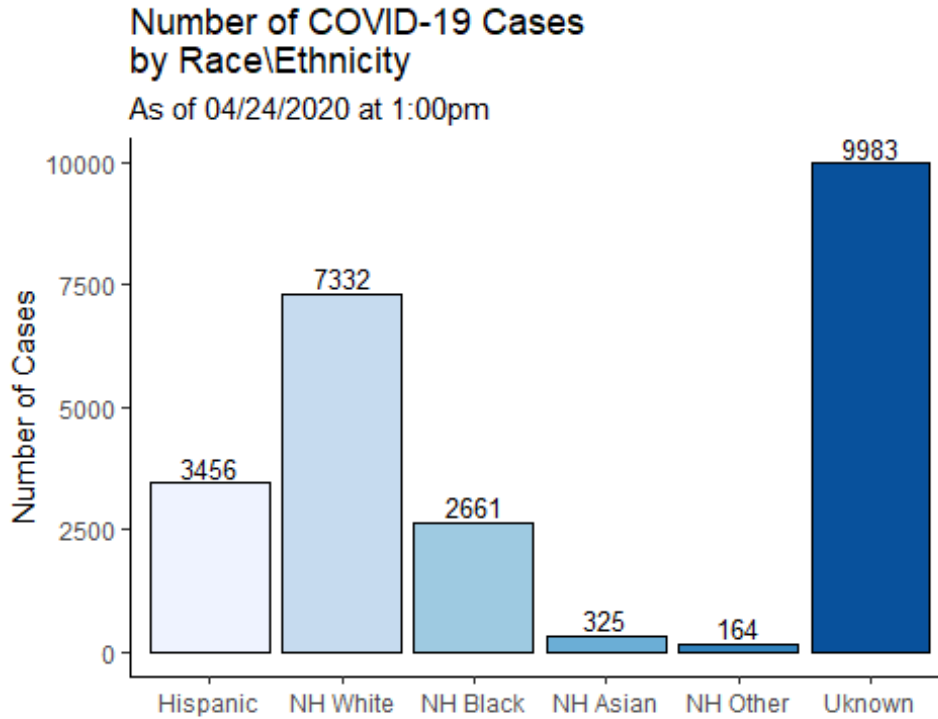
All data are preliminary and subject to change. Updated from 4/24/2020.

## APPENDIX A. Towns with Confirmed Cases of COVID-19

Table does not include 507 cases pending address validation

Town	Cases	Town	Cases	Town	Cases
Andover	5	Griswold	11	Prospect	29
Ansonia	148	Groton	46	Putnam	10
Ashford	9	Guilford	63	Redding	54
Avon	40	Haddam	17	Ridgefield	171
Barkhamsted	13	Hamden	516	Rocky Hill	199
Beacon Falls	33	Hampton	0	Roxbury	6
Berlin	83	Hartford	821	Salem	3
Bethany	21	Hartland	4	Salisbury	6
Bethel	176	Harwinton	20	Scotland	0
Bethlehem	7	Hebron	15	Seymour	139
Bloomfield	215	Kent	7	Sharon	12
Bolton	9	Killingly	18	Shelton	382
Bozrah	4	Killingworth	11	Sherman	11
Branford	211	Lebanon	12	Simsbury	60
Bridgeport	1640	Ledyard	8	Somers	62
Bridgewater	4	Lisbon	5	South Windsor	74
Bristol	300	Litchfield	19	Southbury	115
Brookfield	121	Lyme	1	Southington	153
Brooklyn	11	Madison	65	Sprague	2
Burlington	18	Manchester	290	Stafford	71
Canaan	0	Mansfield	14	Stamford	2223
Canterbury	4	Marlborough	32	Sterling	2
Canton	47	Meriden	263	Stonington	26
Chaplin	0	Middlebury	29	Stratford	477
Cheshire	104	Middlefield	10	Suffield	83
Chester	32	Middletown	266	Thomaston	37
Clinton	28	Milford	425	Thompson	13
Colchester	15	Monroe	70	Tolland	35
Colebrook	1	Montville	58	Torrington	265
Columbia	6	Morris	7	Trumbull	302
Cornwall	4	Naugatuck	144	Union	1
Coventry	24	New Britain	345	Vernon	100
Cromwell	43	New Canaan	128	Voluntown	4
Danbury	1299	New Fairfield	94	Wallingford	185
Darien	176	New Hartford	15	Warren	3
Deep River	8	New Haven	1324	Washington	18
Derby	83	New London	63	Waterbury	1062
Durham	18	New Milford	183	Waterford	94
East Granby	5	Newington	169	Watertown	68
East Haddam	10	Newtown	99	West Hartford	238
East Hampton	27	Norfolk	5	West Haven	620
East Hartford	337	North Branford	54	Westbrook	14
East Haven	256	North Canaan	3	Weston	57
East Lyme	43	North Haven	151	Westport	228
East Windsor	33	North Stonington	2	Wethersfield	117
Eastford	3	Norwalk	1390	Willington	5
Easton	28	Norwich	34	Wilton	141
Ellington	28	Old Lyme	11	Winchester	35
Enfield	260	Old Saybrook	19	Windham	37
Essex	14	Orange	57	Windsor	248
Fairfield	346	Oxford	50	Windsor Locks	36
Farmington	127	Plainfield	14	Wolcott	51
Franklin	3	Plainville	85	Woodbridge	88
Glastonbury	142	Plymouth	36	Woodbury	28
Goshen	6	Pomfret	8	Woodstock	10
Granby	9	Portland	44		
Greenwich	614	Preston	3		

**APPENDIX B.** The following graphs show the number of cases and deaths by race and ethnicity. Categories are mutually exclusive. Cases answering 'yes' to more than one race category are counted as 'other'. Counts may not add up to total case counts as data on race and ethnicity may be missing. NH=Non-Hispanic



The following graphs show the rate of cases and deaths per 100,000 population by race and ethnicity. Population estimate from: [DPH Population Statistics](#). Categories are mutually exclusive. Cases answering 'yes' to more than one race category are counted as 'other'. Counts may not add up to total case counts as data on race and ethnicity may be missing. NH=Non-Hispanic

