

COVID-19 Update May 18, 2020

As of **May 17, 2020, at 8:30 PM**, a total of **38116** cases of COVID-19 have been reported among Connecticut residents. **Nine hundred and twenty** patients are currently hospitalized with laboratory-confirmed COVID-19. There have been **3449** COVID-19-associated deaths.

Day-to-day changes reflect newly reported cases, deaths, and tests that occurred over the last several days to week. All data in this report are preliminary; data for previous dates will be updated as new reports are received and data errors are corrected. Hospitalization data were collected by the Connecticut Hospital Association. Deaths* reported to either the OCME or DPH are included in the daily COVID-19 update.

*For public health surveillance, COVID-19-associated deaths include persons who tested positive for the virus that causes COVID-19 disease around the time of death (confirmed) and persons whose death certificate lists COVID-19 disease as a cause of death or a significant condition contributing to death (probable).

Overall Summary	Total	Change Since Yesterday
COVID-19 Cases	38116	+697
COVID-19-Associated Deaths	3449	+41
Patients Currently Hospitalized with COVID-19	920	-17
COVID-19 Tests Reported	177679	+7072

COVID-19 Cases and Associated Deaths by County of Residence

As of 05/17/20 8:30pm. Includes patients tested at the State Public Health Laboratory, hospital, and commercial laboratories.

County	COVID-19 Cases	COVID-19-Associated Deaths
Fairfield County	14436	1153
Hartford County	8957	1084
Litchfield County	1280	115
Middlesex County	936	131
New Haven County	10338	830
New London County	876	66
Tolland County	735	54
Windham County	322	14
<i>Pending address validation</i>	236	2
Total	38116	3449

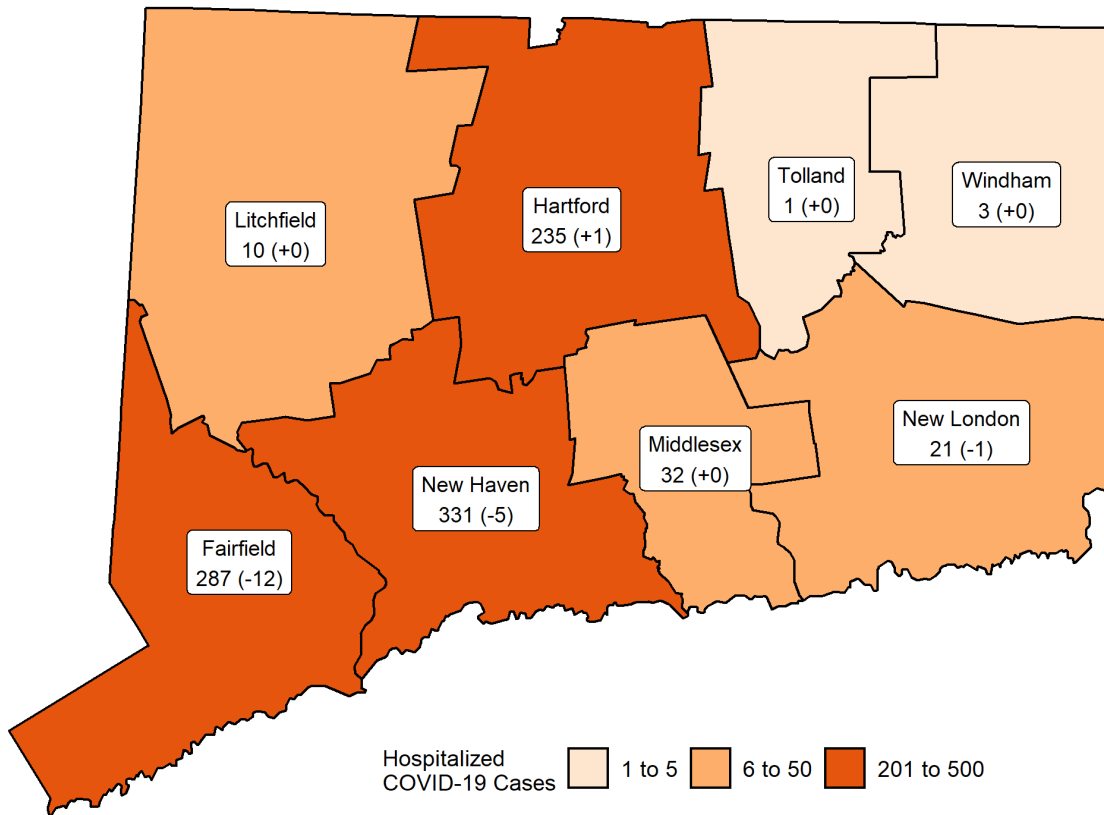
[National COVID-19 statistics](#) and information about [preventing spread of COVID-19](#) are available from the Centers for Disease Control and Prevention.

Hospitalization Surveillance

The map below shows the number of patients currently hospitalized with laboratory-confirmed COVID-19 by county based on data collected by the Connecticut Hospital Association. The distribution is by location of hospital, not patient residence. The labels indicate the number of patients currently hospitalized with the change since yesterday in parentheses.

Patients Currently Hospitalized by Connecticut County

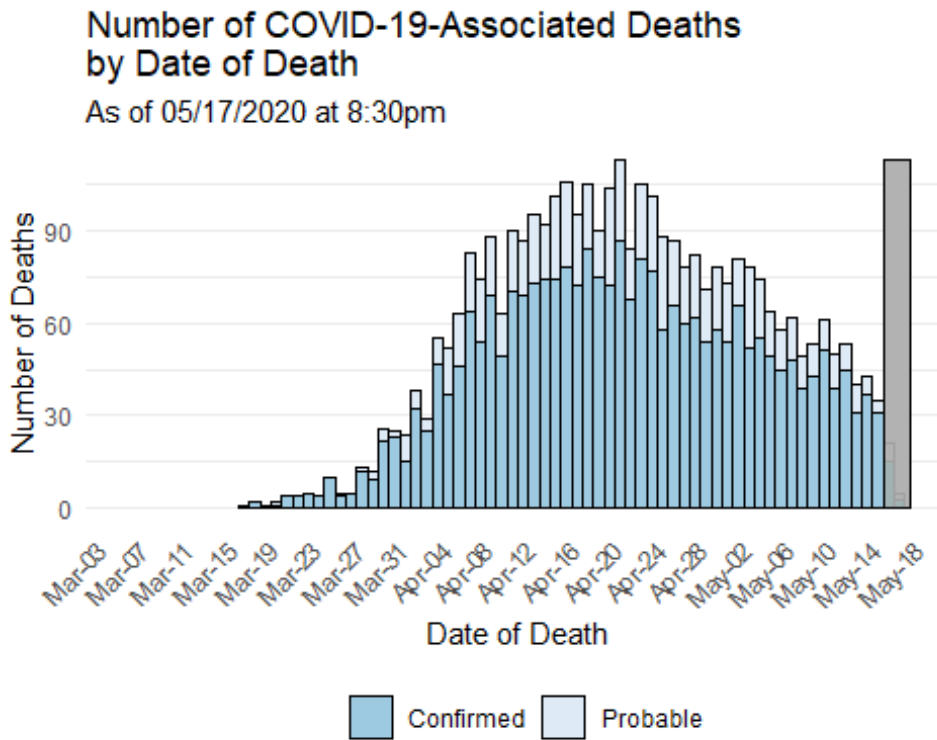
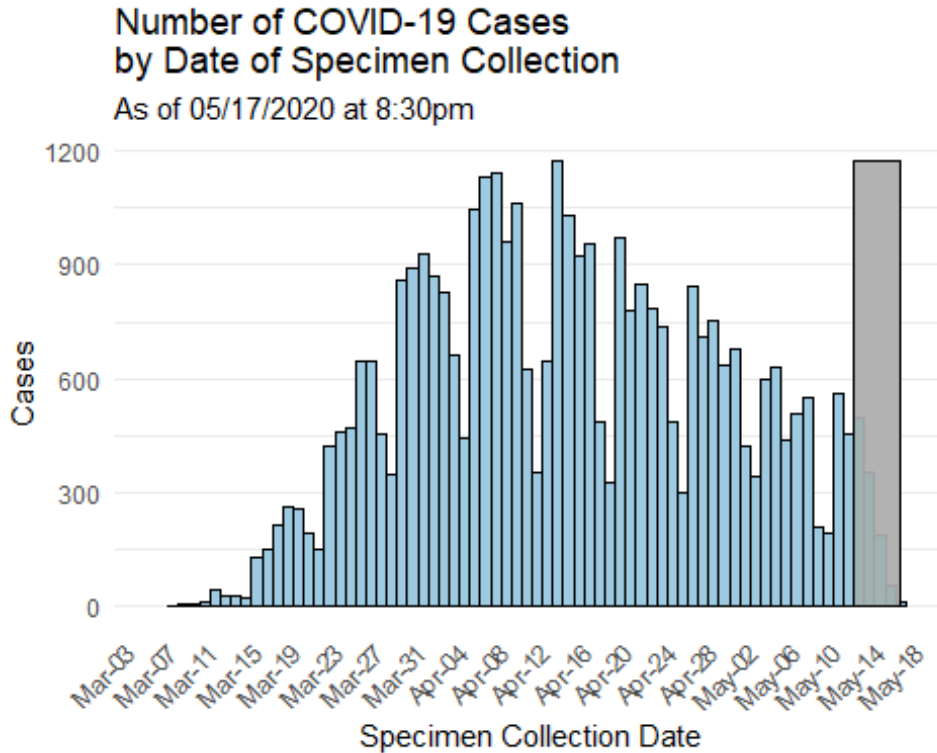
Distribution by location of hospital not patient residence. Data from the Connecticut Hospital Association.



More information about hospitalized cases of COVID-19 in New Haven and Middlesex Counties is available from [COVID-NET](#).

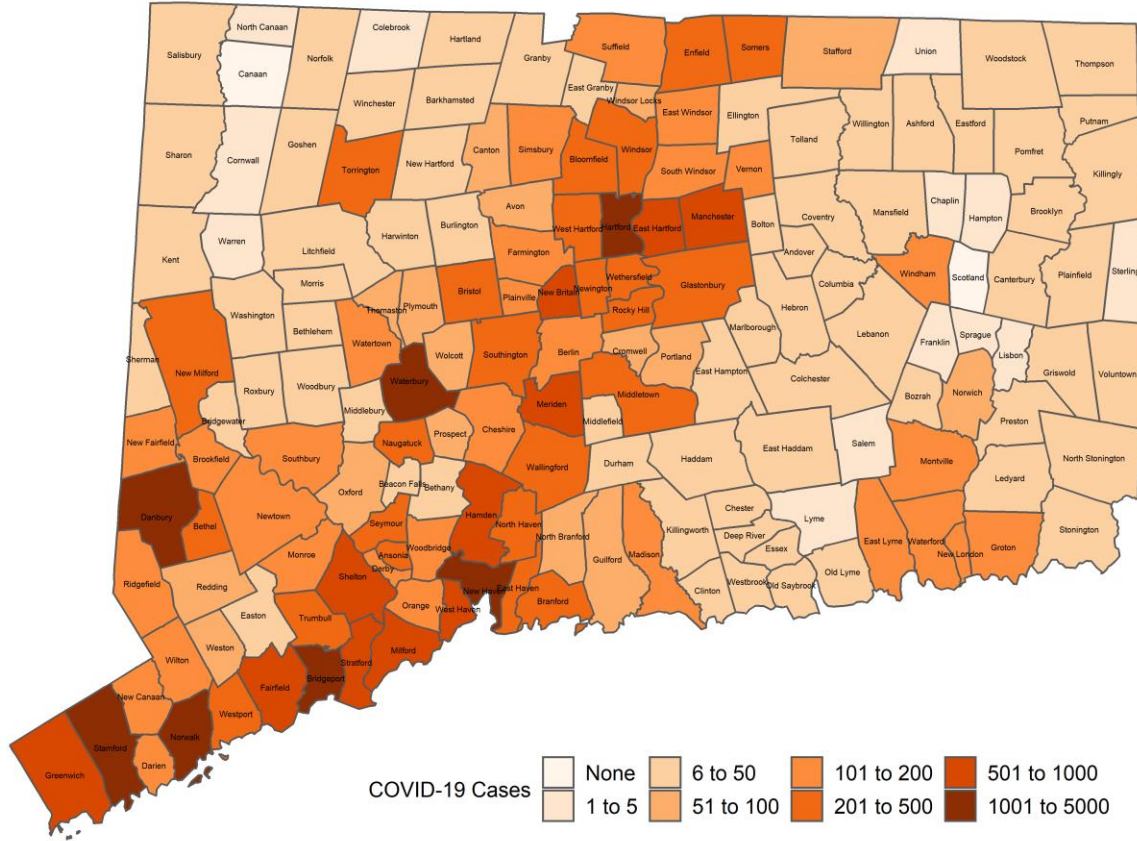
Characteristics of COVID-19 Cases and Associated Deaths

Test results may be reported several days after the result. Data are incomplete for most recent dates shaded in grey. Data from previous dates are routinely updated.



Connecticut Towns with Confirmed Cases of COVID-19

Map does not include 236 cases pending address validation

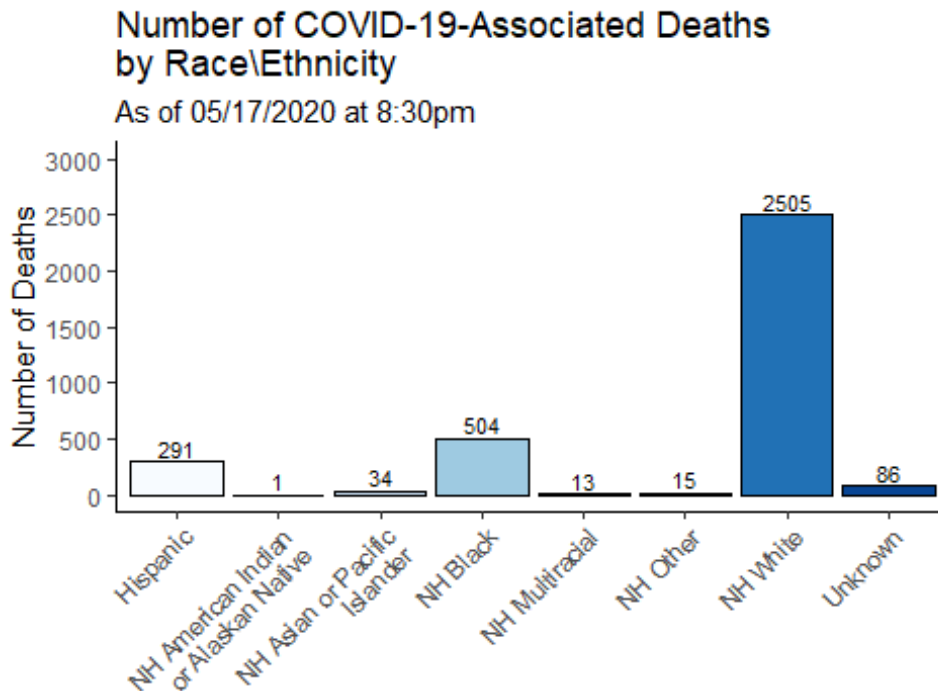
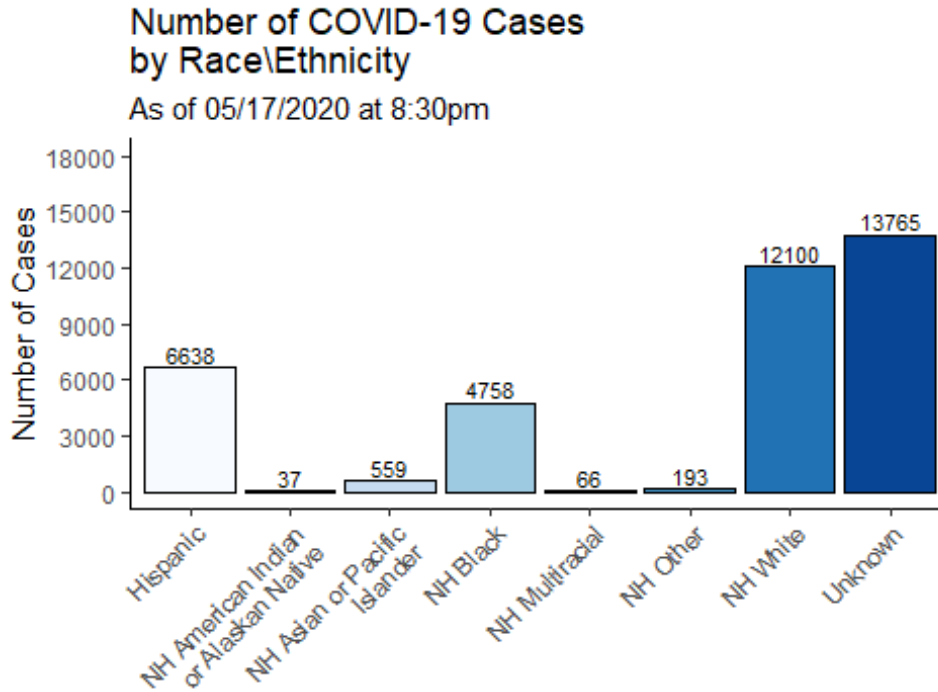


APPENDIX A. Towns with Confirmed Cases of COVID-19

Table does not include 236 cases pending address validation

Town	Cases	Town	Cases	Town	Cases
Andover	9	Griswold	20	Prospect	51
Ansonia	236	Groton	103	Putnam	23
Ashford	14	Guilford	92	Redding	67
Avon	98	Haddam	26	Ridgefield	196
Barkhamsted	24	Hamden	869	Rocky Hill	357
Beacon Falls	45	Hampton	1	Roxbury	6
Berlin	134	Hartford	1952	Salem	4
Bethany	30	Hartland	6	Salisbury	10
Bethel	220	Harwinton	28	Scotland	0
Bethlehem	9	Hebron	19	Seymour	207
Bloomfield	416	Kent	7	Sharon	33
Bolton	18	Killingly	24	Shelton	522
Bozrah	8	Killingworth	12	Sherman	14
Branford	307	Lebanon	20	Simsbury	104
Bridgeport	2917	Ledyard	18	Somers	237
Bridgewater	6	Lisbon	5	South Windsor	131
Bristol	500	Litchfield	35	Southbury	150
Brookfield	146	Lyme	3	Southington	267
Brooklyn	17	Madison	124	Sprague	3
Burlington	21	Manchester	547	Stafford	93
Canaan	0	Mansfield	25	Stamford	3046
Canterbury	11	Marlborough	49	Sterling	2
Canton	77	Meriden	663	Stonington	29
Chaplin	3	Middlebury	38	Stratford	721
Cheshire	166	Middlefield	15	Suffield	105
Chester	44	Middletown	486	Thomaston	51
Clinton	46	Milford	570	Thompson	29
Colchester	32	Monroe	102	Tolland	46
Colebrook	2	Montville	106	Torrington	452
Columbia	18	Morris	15	Trumbull	483
Cornwall	3	Naugatuck	328	Union	4
Coventry	34	New Britain	783	Vernon	171
Cromwell	96	New Canaan	163	Voluntown	9
Danbury	1600	New Fairfield	106	Wallingford	400
Darien	198	New Hartford	22	Warren	4
Deep River	7	New Haven	2213	Washington	24
Derby	134	New London	132	Waterbury	1700
Durham	28	New Milford	245	Waterford	146
East Granby	7	Newington	321	Watertown	133
East Haddam	10	Newtown	199	West Hartford	499
East Hampton	41	Norfolk	9	West Haven	962
East Hartford	681	North Branford	75	Westbrook	22
East Haven	366	North Canaan	4	Weston	62
East Lyme	123	North Haven	214	Westport	267
East Windsor	139	North Stonington	10	Wethersfield	225
Eastford	8	Norwalk	1898	Willington	11
Easton	30	Norwich	77	Wilton	200
Ellington	50	Old Lyme	16	Winchester	50
Enfield	396	Old Saybrook	29	Windham	137
Essex	20	Orange	111	Windsor	468
Fairfield	529	Oxford	76	Windsor Locks	94
Farmington	186	Plainfield	29	Wolcott	93
Franklin	3	Plainville	128	Woodbridge	118
Glastonbury	246	Plymouth	61	Woodbury	39
Goshen	8	Pomfret	11	Woodstock	13
Granby	20	Portland	54		
Greenwich	750	Preston	9		

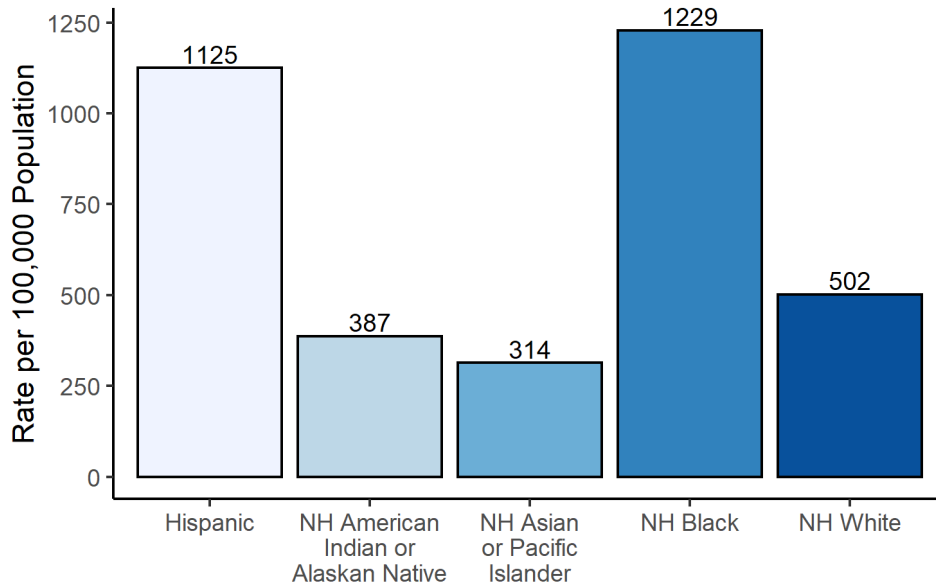
APPENDIX B. The following graphs show the number of cases and deaths by race and ethnicity. Categories are mutually exclusive. The category “multiracial” includes people who answered ‘yes’ to more than one race category. Counts may not add up to total case counts as data on race and ethnicity may be missing. NH=Non-Hispanic



The following graphs show the number of cases and deaths per 100,000 population by race and ethnicity. Population estimate from: [DPH Population Statistics](#). Categories are mutually exclusive. The category "multiracial" includes people who answered 'yes' to more than one race category. Counts may not add up to total case counts as data on race and ethnicity may be missing. NH=Non-Hispanic

Rate of COVID-19 Cases by Race\Ethnicity

As of 05/17/2020 at 8:30pm



Rate of COVID-19-Associated Deaths by Race\Ethnicity

As of 05/17/2020 at 8:30pm

