

## COVID-19 Update May 27, 2020

As of **May 26, 2020, at 8:30 PM**, a total of **41288** cases of COVID-19 have been reported among Connecticut residents. **Six hundred eighty-four** patients are currently hospitalized with laboratory-confirmed COVID-19. There have been **3803** COVID-19-associated deaths.

**Day-to-day changes reflect newly reported cases, deaths, and tests that occurred over the last several days to week.** All data in this report are preliminary; data for previous dates will be updated as new reports are received and data errors are corrected. Hospitalization data were collected by the Connecticut Hospital Association. Deaths\* reported to either the OCME or DPH are included in the daily COVID-19 update.

\*For public health surveillance, COVID-19-associated deaths include persons who tested positive for the virus that causes COVID-19 disease around the time of death (confirmed) and persons whose death certificate lists COVID-19 disease as a cause of death or a significant condition contributing to death (probable).

Overall Summary	Total	Change Since Yesterday
COVID-19 Cases	41288	-15*
COVID-19-Associated Deaths	3803	+34
Patients Currently Hospitalized with COVID-19	684	-10
COVID-19 PCR Tests Reported	229769	+4407*

**\*The staff at the Department of Public Health have removed 356 cases and 808 tests in the past 24 hours, which were identified as duplicates in the system, affecting both test and overall case numbers. Since yesterday, there have been 341 new positive cases, and 5,215 new tests were reported.**

### COVID-19 Cases and Associated Deaths by County of Residence

*As of 05/26/20 8:30pm. Includes patients tested at the State Public Health Laboratory, hospital, and commercial laboratories.*

County	COVID-19 Cases	COVID-19-Associated Deaths
Fairfield County	15314	1242
Hartford County	9962	1203
Litchfield County	1360	130
Middlesex County	1061	143
New Haven County	11124	934
New London County	1053	79
Tolland County	815	57
Windham County	371	14
<i>Pending address validation</i>	228	1
<b>Total</b>	<b>41288</b>	<b>3803</b>

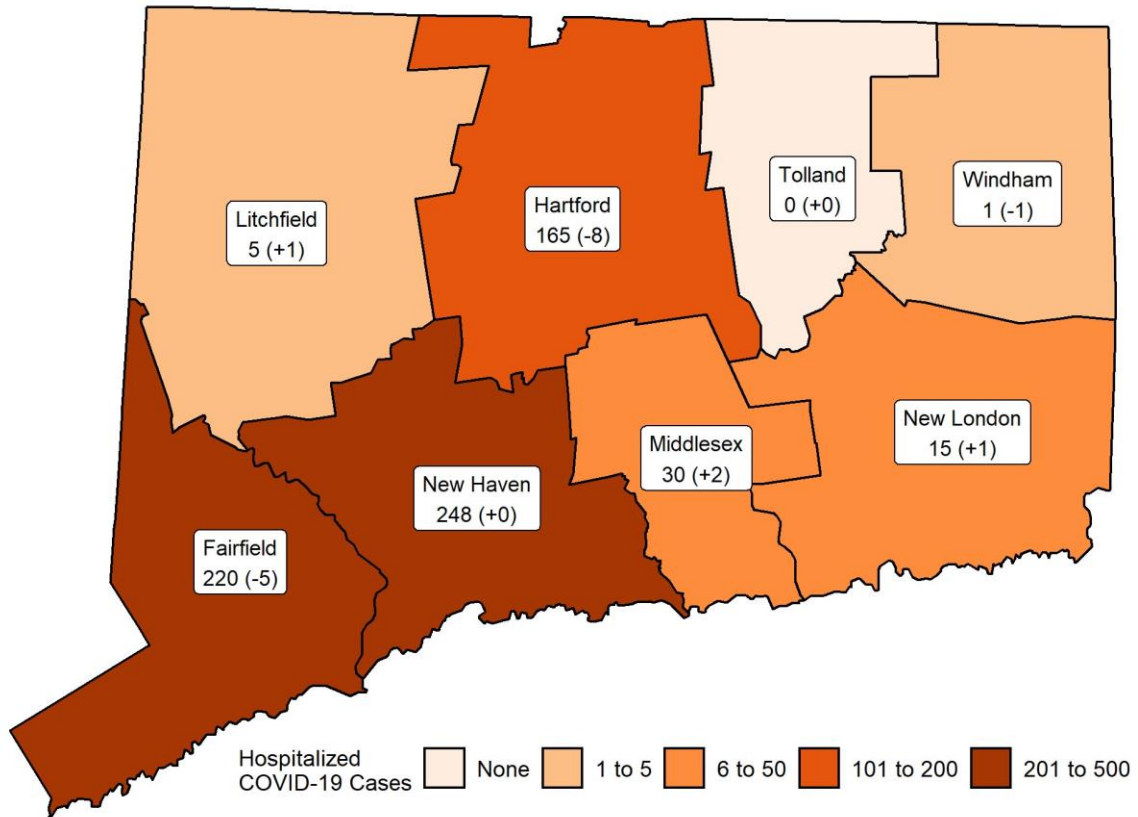
[National COVID-19 statistics](#) and information about [preventing spread of COVID-19](#) are available from the Centers for Disease Control and Prevention.

## Hospitalization Surveillance

The map below shows the number of patients currently hospitalized with laboratory-confirmed COVID19 by county based on data collected by the Connecticut Hospital Association. The distribution is by location of hospital, not patient residence. The labels indicate the number of patients currently hospitalized with the change since yesterday in parentheses.

### Patients Currently Hospitalized by Connecticut County

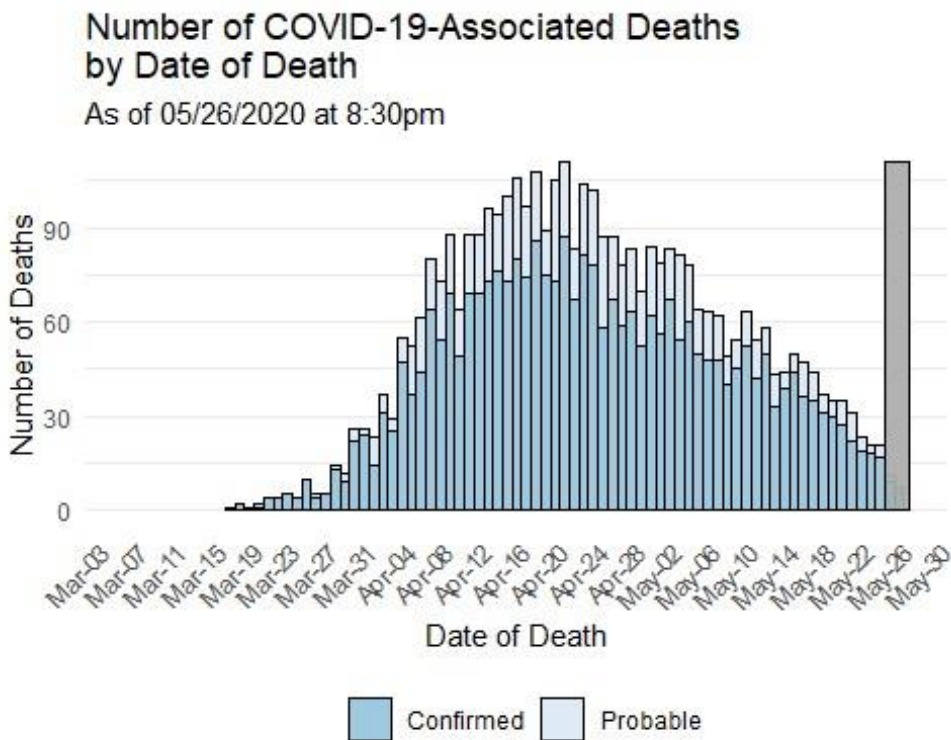
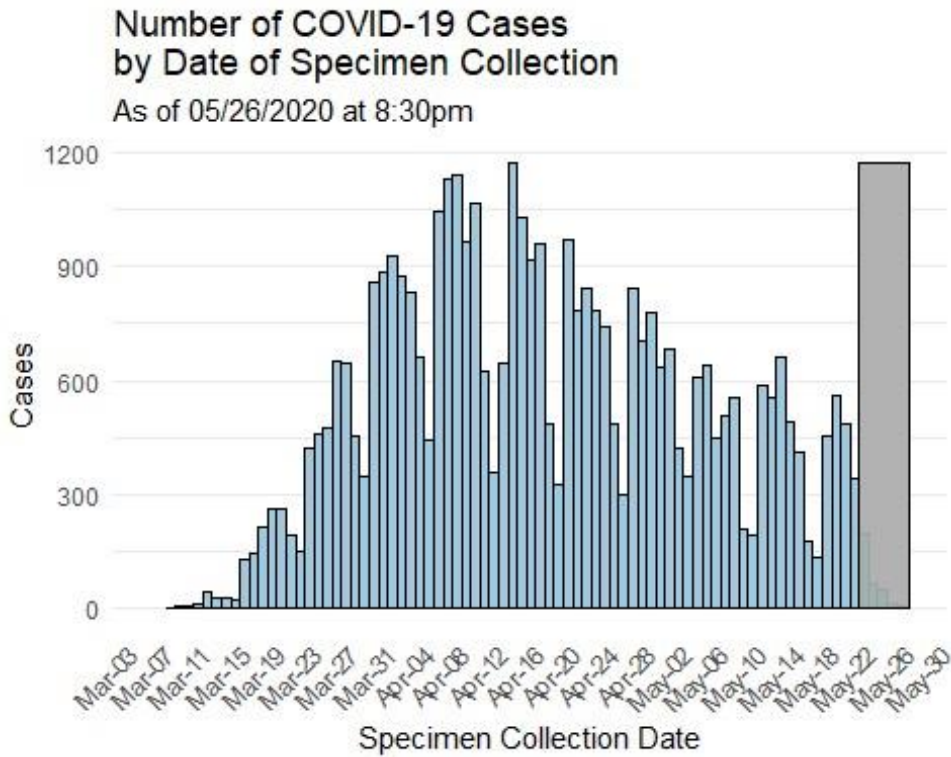
*Distribution by location of hospital not patient residence. Data from the Connecticut Hospital Association.*



More information about hospitalized cases of COVID-19 in New Haven and Middlesex Counties is available from [COVID-NET](#).

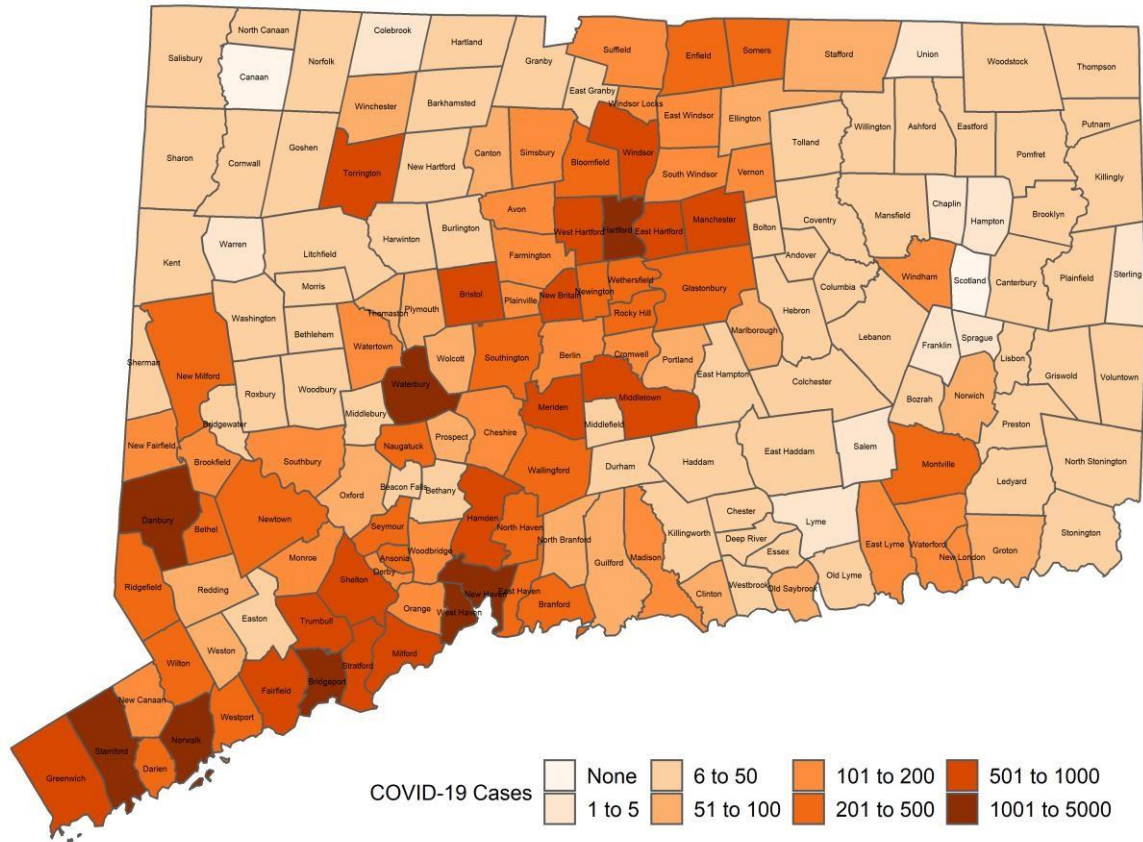
## Characteristics of COVID-19 Cases and Associated Deaths

Test results may be reported several days after the result. Data are incomplete for most recent dates shaded in grey. Data from previous dates are routinely updated.



# Connecticut Towns with Confirmed Cases of COVID-19

Map does not include 228 cases pending address validation



## APPENDIX A. Towns with Confirmed Cases of COVID-19

Table does not include 228 cases pending address validation

Town	Cases	Town	Cases	Town	Cases
Andover	10	Griswold	23	Prospect	53
Ansonia	257	Groton	86	Putnam	27
Ashford	15	Guilford	94	Redding	70
Avon	112	Haddam	26	Ridgefield	202
Barkhamsted	26	Hamden	929	Rocky Hill	376
Beacon Falls	45	Hampton	2	Roxbury	7
Berlin	148	Hartford	2194	Salem	4
Bethany	32	Hartland	6	Salisbury	11
Bethel	245	Harwinton	27	Scotland	0
Bethlehem	10	Hebron	22	Seymour	217
Bloomfield	472	Kent	7	Sharon	16
Bolton	23	Killingly	27	Shelton	568
Bozrah	7	Killingworth	13	Sherman	14
Branford	325	Lebanon	23	Simsbury	109
Bridgeport	3265	Ledyard	18	Somers	283
Bridgewater	7	Lisbon	7	South Windsor	138
Bristol	525	Litchfield	37	Southbury	166
Brookfield	153	Lyme	3	Southington	298
Brooklyn	21	Madison	135	Sprague	4
Burlington	22	Manchester	620	Stafford	98
Canaan	0	Mansfield	27	Stamford	3094
Canterbury	11	Marlborough	64	Sterling	2
Canton	82	Meriden	751	Stonington	30
Chaplin	3	Middlebury	45	Stratford	772
Cheshire	173	Middlefield	16	Suffield	112
Chester	46	Middletown	531	Thomaston	54
Clinton	51	Milford	616	Thompson	31
Colchester	35	Monroe	104	Tolland	47
Colebrook	2	Montville	250	Torrington	504
Columbia	21	Morris	14	Trumbull	508
Cornwall	6	Naugatuck	359	Union	4
Coventry	38	New Britain	931	Vernon	173
Cromwell	108	New Canaan	163	Voluntown	9
Danbury	1745	New Fairfield	106	Wallingford	433
Darien	203	New Hartford	24	Warren	4
Deep River	9	New Haven	2382	Washington	18
Derby	147	New London	135	Waterbury	1833
Durham	30	New Milford	261	Waterford	152
East Granby	8	Newington	340	Watertown	141
East Haddam	12	Newtown	210	West Hartford	580
East Hampton	41	Norfolk	11	West Haven	1017
East Hartford	775	North Branford	80	Westbrook	28
East Haven	387	North Canaan	6	Weston	62
East Lyme	134	North Haven	236	Westport	283
East Windsor	141	North Stonington	10	Wethersfield	241
Eastford	8	Norwalk	1968	Willington	12
Easton	31	Norwich	89	Wilton	201
Ellington	57	Old Lyme	16	Winchester	51
Enfield	411	Old Saybrook	66	Windham	167
Essex	23	Orange	112	Windsor	532
Fairfield	573	Oxford	76	Windsor Locks	109
Farmington	191	Plainfield	31	Wolcott	97
Franklin	4	Plainville	137	Woodbridge	127
Glastonbury	268	Plymouth	67	Woodbury	41
Goshen	8	Pomfret	13	Woodstock	13
Granby	20	Portland	61		
Greenwich	774	Preston	14		

**APPENDIX B.** The following graphs show the number of cases and deaths by race and ethnicity. Categories are mutually exclusive. The category “multiracial” includes people who answered ‘yes’ to more than one race category. Counts may not add up to total case counts as data on race and ethnicity may be missing. NH=Non-Hispanic

