

## COVID-19 Update May 30, 2020

As of **May 29, 2020, at 8:30 PM**, the total number of laboratory-confirmed and probable cases of COVID-19 reported among Connecticut resident is **42022**. **Five hundred thirty-three** patients are currently hospitalized with laboratory-confirmed COVID-19. There have been **3912** COVID-19-associated deaths.

**Day-to-day changes reflect newly reported cases, deaths, and tests that occurred over the last several days to week.** All data in this report are preliminary; data for previous dates will be updated as new reports are received and data errors are corrected. Hospitalization data were collected by the Connecticut Hospital Association. Deaths\* reported to either the OCME or DPH are included in the daily COVID-19 update.

\*For public health surveillance, COVID-19-associated deaths include persons who tested positive for the virus that causes COVID-19 disease around the time of death (confirmed) and persons whose death certificate lists COVID-19 disease as a cause of death or a significant condition contributing to death (probable).

Overall Summary	Total	Change Since Yesterday
COVID-19 Cases	42022	+260
COVID-19-Associated Deaths	3912	+44
Patients Currently Hospitalized with COVID-19	533	-44
COVID-19 PCR Tests Reported	246935	+5542

### COVID-19 Cases and Associated Deaths by County of Residence

*As of 05/29/20 8:30pm. Includes patients tested at the State Public Health Laboratory, hospital, and commercial laboratories.*

County	COVID-19 Cases	COVID-19-Associated Deaths
Fairfield County	15502	1267
Hartford County	10207	1238
Litchfield County	1381	131
Middlesex County	1104	150
New Haven County	11309	966
New London County	1076	89
Tolland County	833	57
Windham County	381	14
Pending address validation	229	0
<b>Total</b>	<b>42022</b>	<b>3912</b>

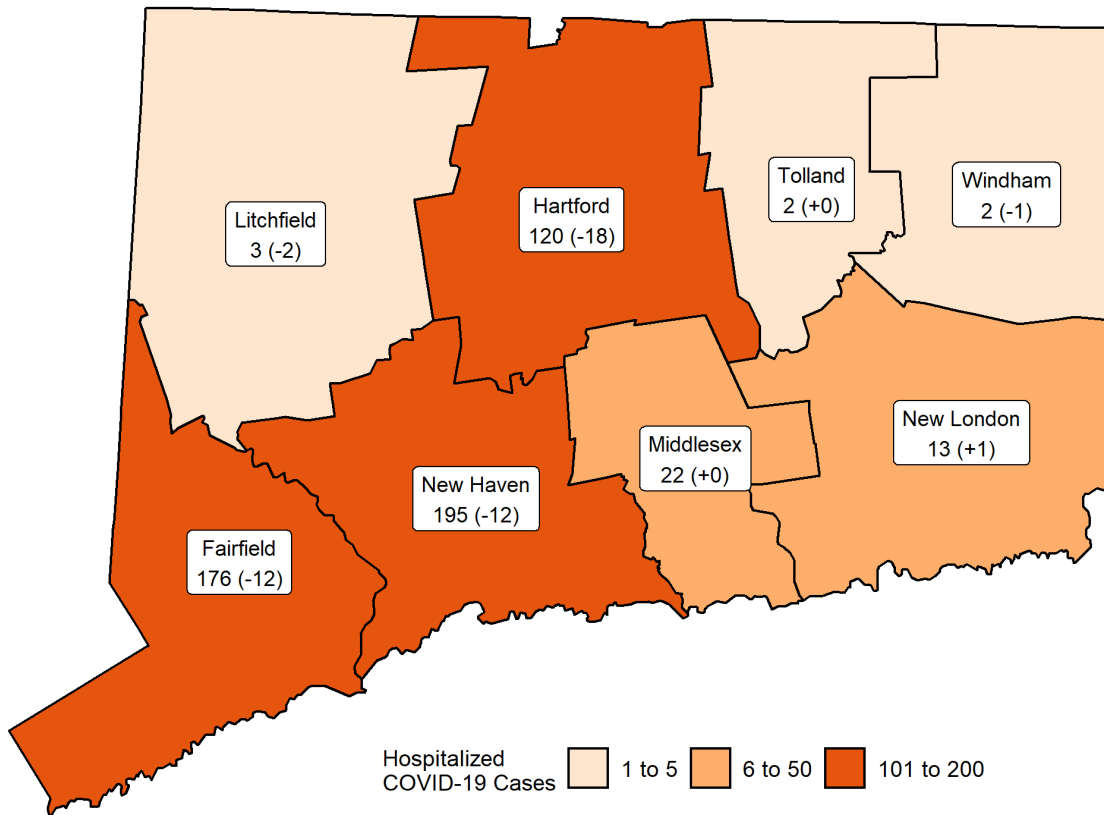
[National COVID-19 statistics](#) and information about [preventing spread of COVID-19](#) are available from the Centers for Disease Control and Prevention.

## Hospitalization Surveillance

The map below shows the number of patients currently hospitalized with laboratory-confirmed COVID-19 by county based on data collected by the Connecticut Hospital Association. The distribution is by location of hospital, not patient residence. The labels indicate the number of patients currently hospitalized with the change since yesterday in parentheses.

### Patients Currently Hospitalized by Connecticut County

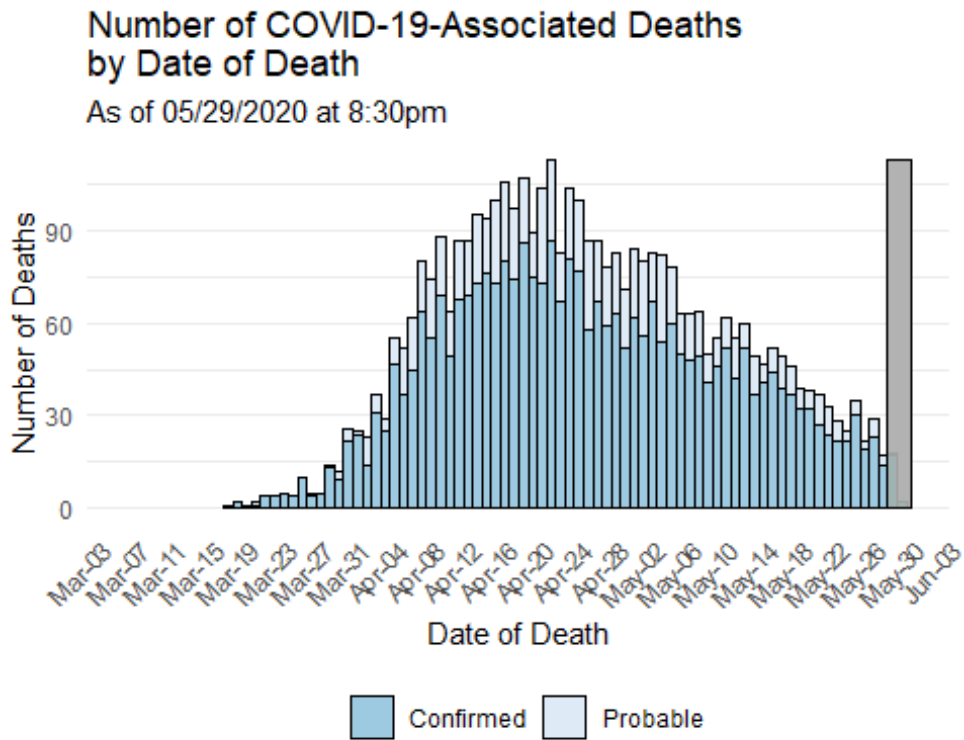
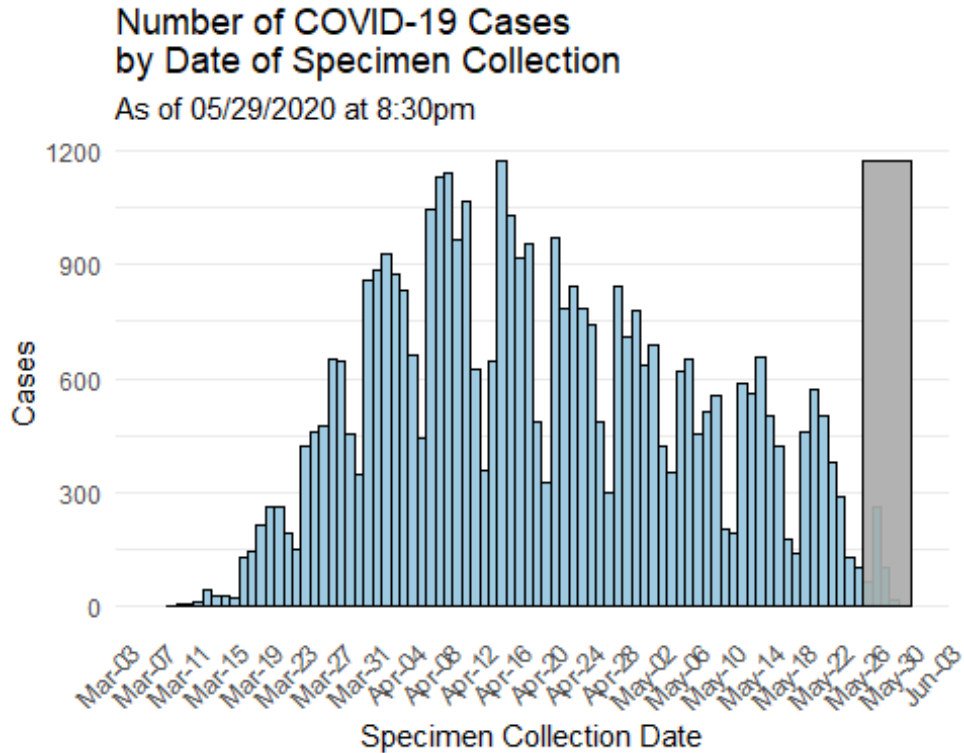
*Distribution by location of hospital not patient residence. Data from the Connecticut Hospital Association.*



More information about hospitalized cases of COVID-19 in New Haven and Middlesex Counties is available from [COVID-NET](#).

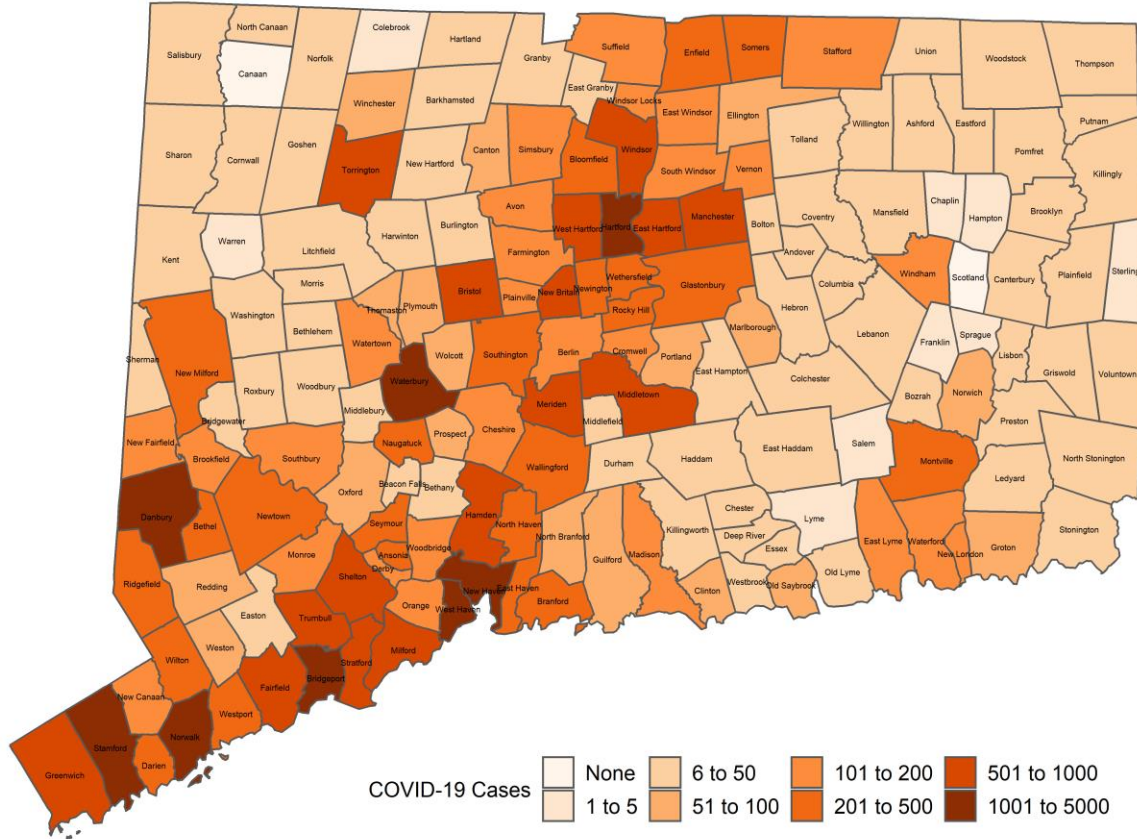
## Characteristics of COVID-19 Cases and Associated Deaths

Test results may be reported several days after the result. Data are incomplete for most recent dates shaded in grey. Data from previous dates are routinely updated.



## Connecticut Towns with Confirmed and Probable Cases of COVID-19

Map does not include 229 cases pending address validation



All data are preliminary and subject to change. Updated 5/30/2020.

## APPENDIX A. Towns with Confirmed and Probable Cases of COVID-19

Table does not include 230 cases pending address validation

Town	Cases	Town	Cases	Town	Cases
Andover	10	Griswold	22	Prospect	53
Ansonia	256	Groton	89	Putnam	27
Ashford	15	Guilford	94	Redding	71
Avon	117	Haddam	29	Ridgefield	204
Barkhamsted	26	Hamden	944	Rocky Hill	383
Beacon Falls	45	Hampton	2	Roxbury	7
Berlin	150	Hartford	2248	Salem	4
Bethany	32	Hartland	6	Salisbury	11
Bethel	246	Harwinton	28	Scotland	0
Bethlehem	12	Hebron	22	Seymour	225
Bloomfield	477	Kent	7	Sharon	15
Bolton	23	Killingly	28	Shelton	579
Bozrah	7	Killingworth	14	Sherman	14
Branford	327	Lebanon	23	Simsbury	109
Bridgeport	3328	Ledyard	21	Somers	286
Bridgewater	7	Lisbon	11	South Windsor	143
Bristol	552	Litchfield	36	Southbury	171
Brookfield	155	Lyme	2	Southington	311
Brooklyn	22	Madison	137	Sprague	4
Burlington	24	Manchester	639	Stafford	103
Canaan	0	Mansfield	29	Stamford	3095
Canterbury	11	Marlborough	74	Sterling	2
Canton	83	Meriden	767	Stonington	30
Chaplin	3	Middlebury	44	Stratford	794
Cheshire	182	Middlefield	18	Suffield	114
Chester	46	Middletown	549	Thomaston	54
Clinton	52	Milford	621	Thompson	32
Colchester	36	Monroe	104	Tolland	46
Colebrook	2	Montville	252	Torrington	513
Columbia	22	Morris	14	Trumbull	513
Cornwall	6	Naugatuck	366	Union	6
Coventry	40	New Britain	953	Vernon	175
Cromwell	115	New Canaan	165	Voluntown	9
Danbury	1773	New Fairfield	106	Wallingford	441
Darien	204	New Hartford	25	Warren	4
Deep River	9	New Haven	2437	Washington	19
Derby	152	New London	136	Waterbury	1865
Durham	32	New Milford	268	Waterford	155
East Granby	9	Newington	346	Watertown	142
East Haddam	17	Newtown	213	West Hartford	588
East Hampton	42	Norfolk	11	West Haven	1026
East Hartford	785	North Branford	81	Westbrook	29
East Haven	388	North Canaan	6	Weston	63
East Lyme	142	North Haven	240	Westport	288
East Windsor	145	North Stonington	12	Wethersfield	249
Eastford	8	Norwalk	1984	Willington	13
Easton	30	Norwich	89	Wilton	201
Ellington	58	Old Lyme	15	Winchester	51
Enfield	418	Old Saybrook	69	Windham	173
Essex	22	Orange	113	Windsor	545
Fairfield	592	Oxford	76	Windsor Locks	111
Farmington	194	Plainfield	31	Wolcott	99
Franklin	4	Plainville	140	Woodbridge	127
Glastonbury	274	Plymouth	68	Woodbury	41
Goshen	8	Pomfret	14	Woodstock	13
Granby	20	Portland	61		
Greenwich	780	Preston	13		

**APPENDIX B.** The following graphs show the number of cases and deaths by race and ethnicity. Categories are mutually exclusive. The category “multiracial” includes people who answered ‘yes’ to more than one race category. Counts may not add up to total case counts as data on race and ethnicity may be missing. NH=Non-Hispanic

