

COVID-19 Update June 08, 2020

As of **June 07, 2020, at 8:30 PM**, the total of laboratory-confirmed and probable COVID-19 cases reported among Connecticut residents is **44092**; including **42017** laboratory-confirmed and **2075** probable cases. **Three hundred twenty-four** patients are currently hospitalized with laboratory-confirmed COVID-19. There have been **4084** COVID-19-associated deaths.

In Connecticut during the early months of this pandemic, it became increasingly clear that it would be necessary to track probable COVID-19 cases and deaths, in addition to laboratory-confirmed (RT-PCR) cases and deaths. This was needed to better measure the burden and impact of this disease in our communities and is now part of the [national surveillance case definition for COVID-19](#). Probable cases of COVID-19 involve persons who have not had confirmatory laboratory testing (RT-PCR) performed for COVID-19, but whose symptoms indicate they are likely to have a COVID-19 infection. In Connecticut, most of the probable COVID-19 cases involve persons whose death certificates list COVID-19 disease or SARS-CoV-2 as a cause of death or a significant condition contributing to death. Prior to June 1, probable and confirmed cases were reported together.

Overall Summary	Total**	Change Since Yesterday
COVID-19 Cases	44092	+124
COVID-19-Associated Deaths	4084	+13
Patients Currently Hospitalized with COVID-19	324	-9
COVID-19 PCR Tests Reported	305996	+5715

**Includes confirmed plus probable cases

COVID-19 Cases and Associated Deaths by County of Residence

As of 06/07/20 8:30pm. Includes patients tested at the State Public Health Laboratory, hospital, and commercial laboratories.

County	COVID-19 Cases		COVID-19-Associated Deaths	
	Confirmed	Probable	Confirmed	Probable
Fairfield County	15379	713	1023	293
Hartford County	10145	699	978	313
Litchfield County	1360	66	113	21
Middlesex County	1130	57	125	35
New Haven County	11472	388	870	143
New London County	1057	63	71	25
Tolland County	787	76	46	14
Windham County	421	7	13	1
Pending address validation	266	6	0	0
Total	42017	2075	3239	845

[National COVID-19 statistics](#) and information about [preventing spread of COVID-19](#) are available from the Centers for Disease Control and Prevention.

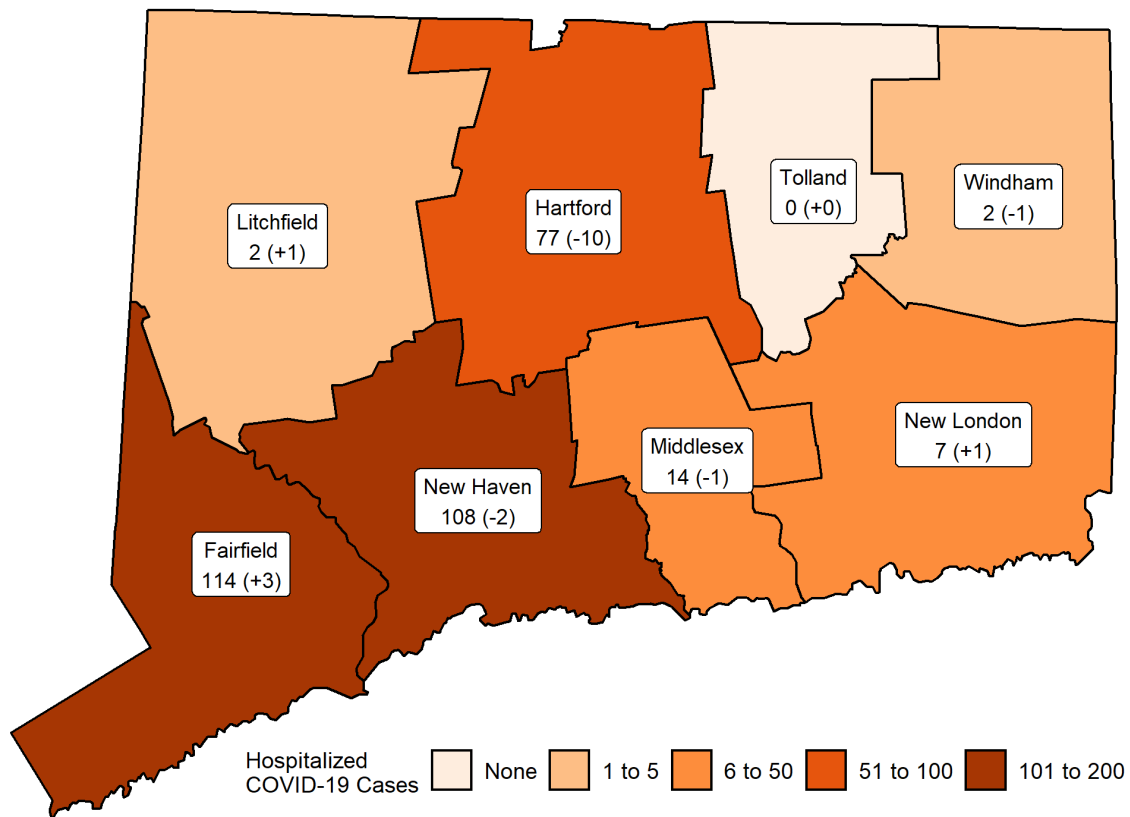
Day-to-day changes reflect newly reported cases, deaths, and tests that occurred over the last several days to week. All data in this report are preliminary; data for previous dates will be updated as new reports are received and data errors are corrected. Hospitalization data were collected by the Connecticut Hospital Association. Deaths* reported to either OCME or DPH are included in the daily COVID-19 update.

Hospitalization Surveillance

The map below shows the number of patients currently hospitalized with laboratory-confirmed COVID-19 by county based on data collected by the Connecticut Hospital Association. The distribution is by location of hospital, not patient residence. The labels indicate the number of patients currently hospitalized with the change since yesterday in parentheses.

Patients Currently Hospitalized by Connecticut County

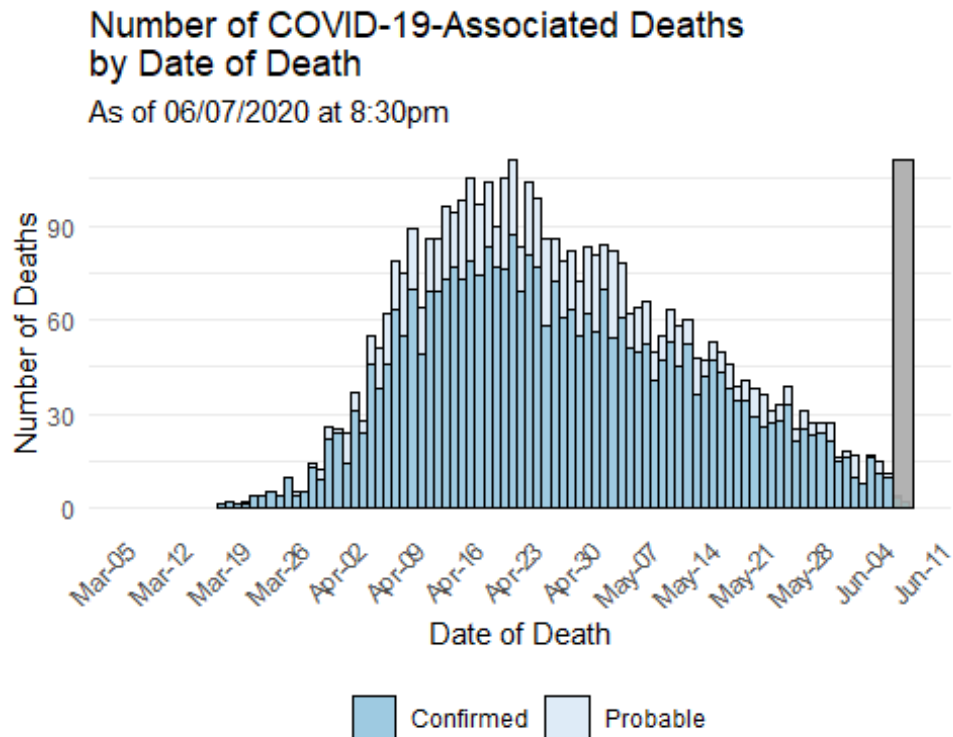
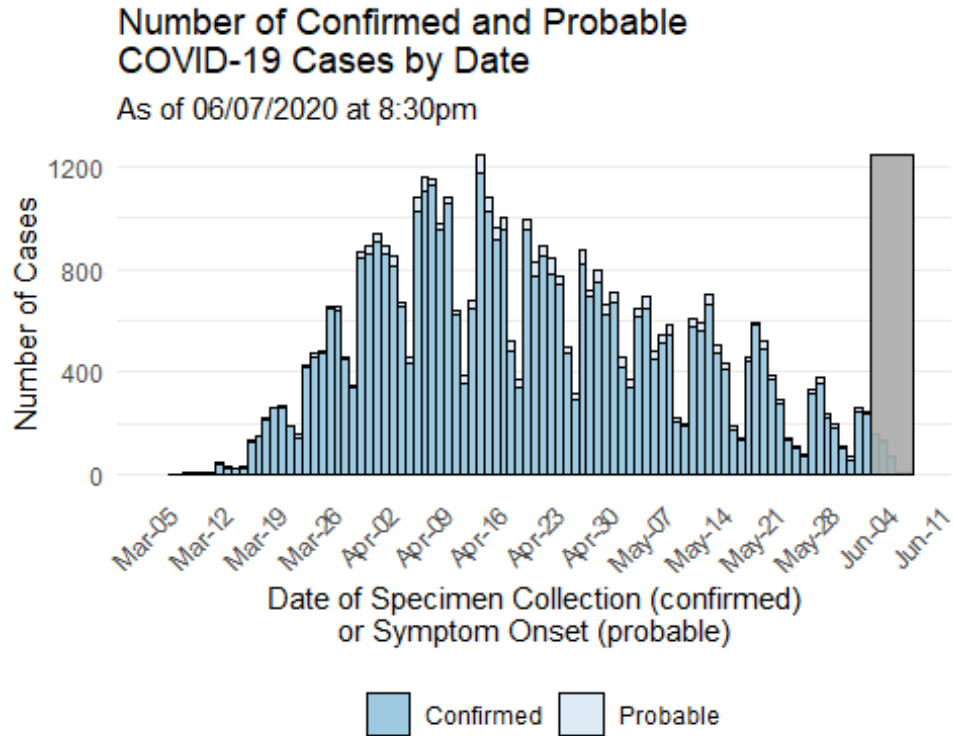
Distribution by location of hospital not patient residence. Data from the Connecticut Hospital Association.



More information about hospitalized cases of COVID-19 in New Haven and Middlesex Counties is available from [COVID-NET](#).

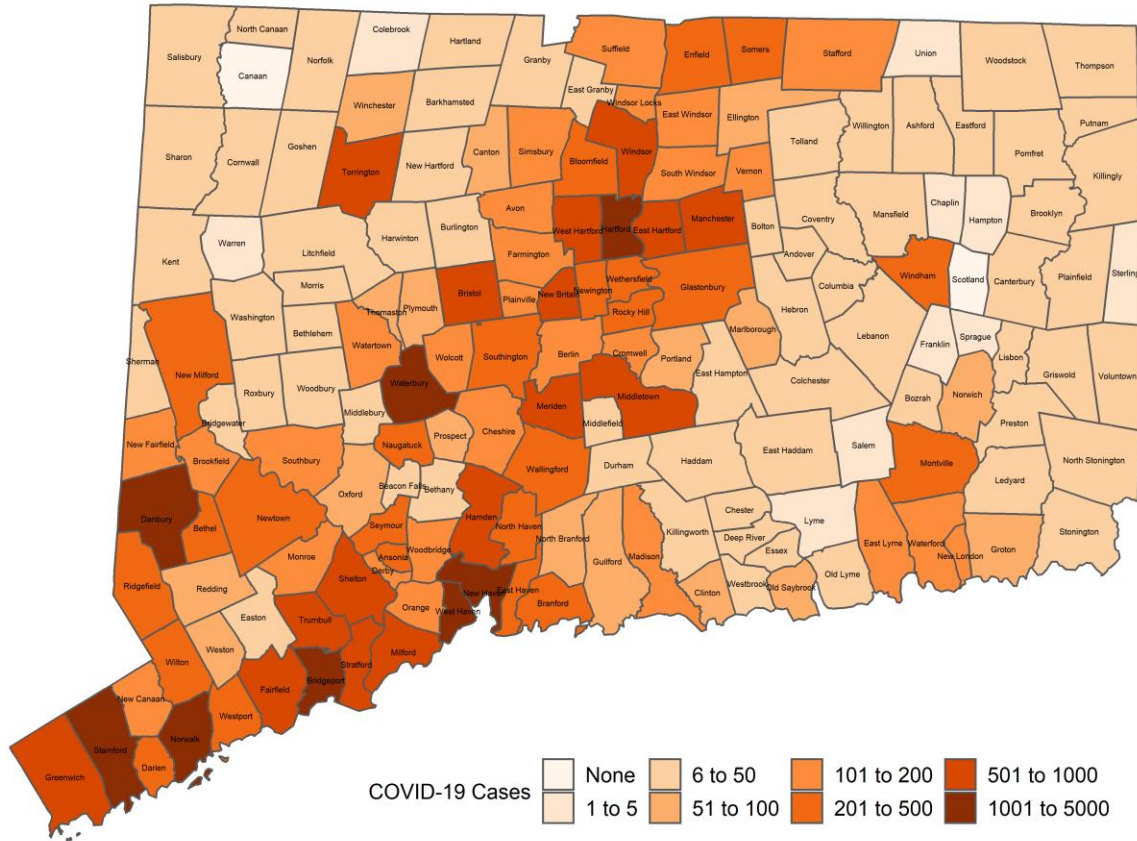
Characteristics of COVID-19 Cases and Associated Deaths

Test results may be reported several days after the result. Data are incomplete for most recent dates shaded in grey. Data from previous dates are routinely updated.



Connecticut Towns with Cases of COVID-19

Map does not include 266 cases pending address validation

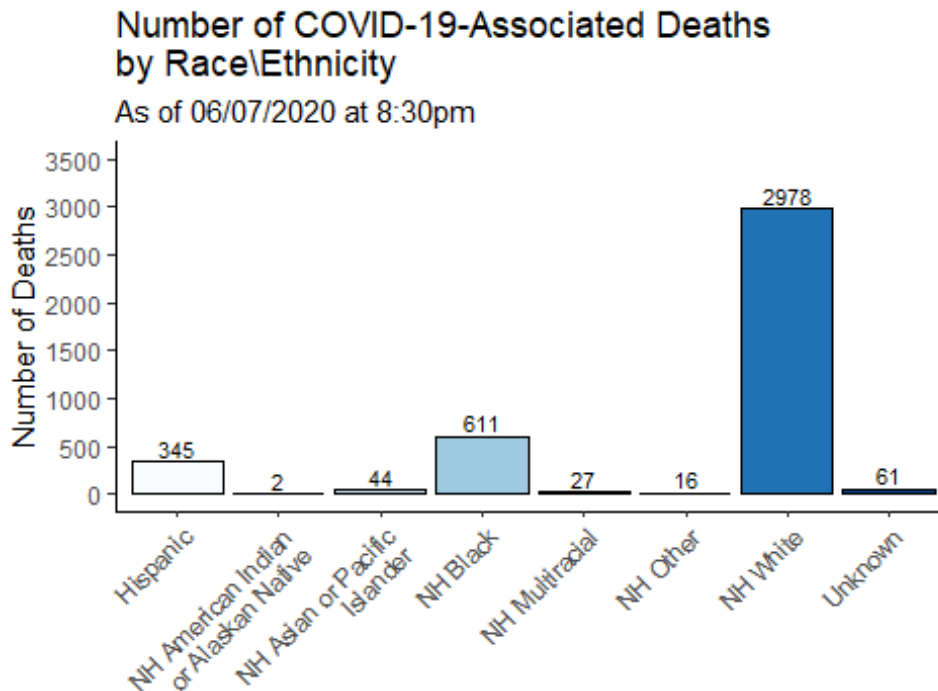
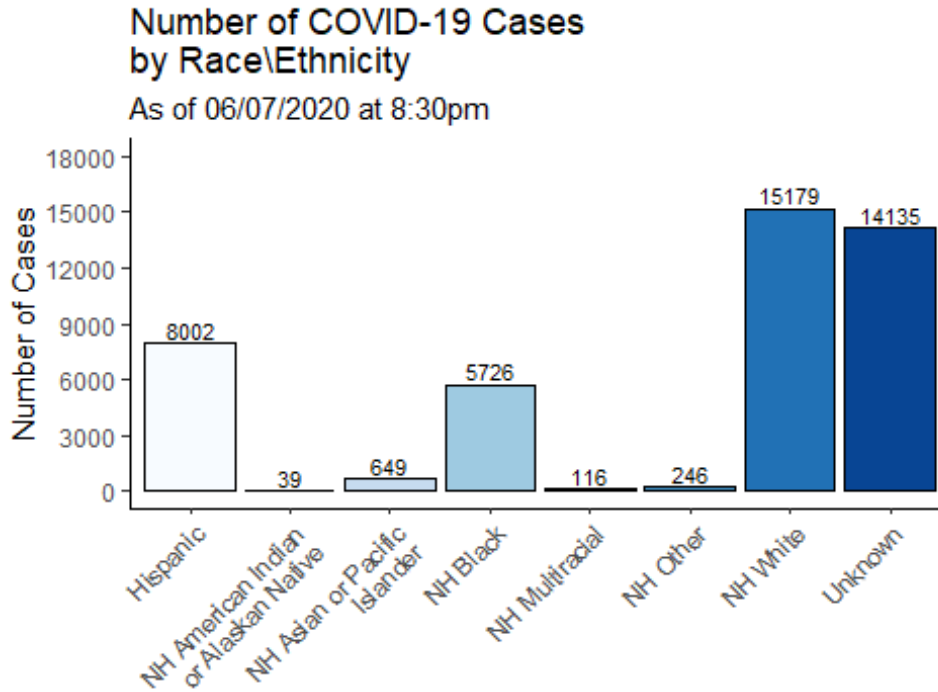


APPENDIX A. Towns with Cases of COVID-19

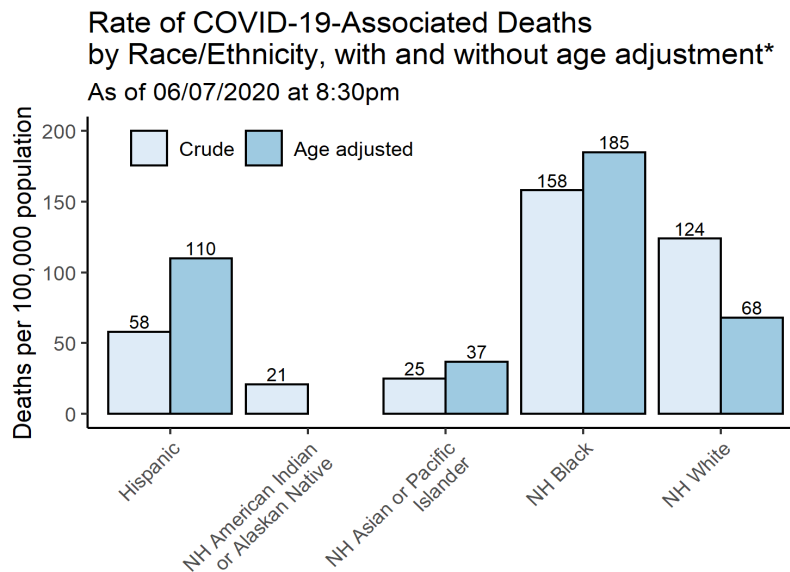
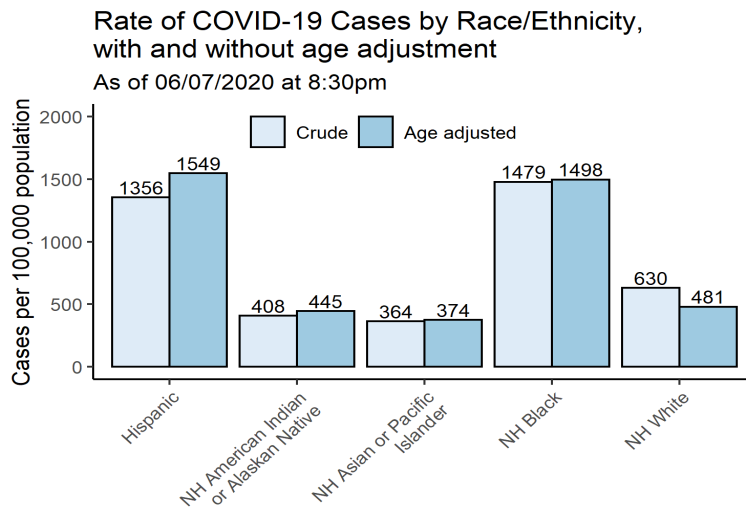
Table does not include 266 cases pending address validation

Town	Confirmed Cases	Probable Cases	Town	Confirmed Cases	Probable Cases	Town	Confirmed Cases	Probable Cases
Andover	9	0	Griswold	26	3	Prospect	56	0
Ansonia	261	8	Groton	83	12	Putnam	28	1
Ashford	15	0	Guilford	94	4	Redding	66	3
Avon	111	14	Haddam	29	1	Ridgefield	201	12
Barkhamsted	24	1	Hamden	951	32	Rocky Hill	386	18
Beacon Falls	49	0	Hampton	2	0	Roxbury	4	3
Berlin	147	7	Hartford	2293	146	Salem	5	0
Bethany	34	0	Hartland	6	0	Salisbury	12	0
Bethel	237	11	Harwinton	26	2	Scotland	0	0
Bethlehem	11	1	Hebron	25	1	Seymour	215	10
Bloomfield	457	36	Kent	7	1	Sharon	15	0
Bolton	19	2	Killingly	27	2	Shelton	565	40
Bozrah	7	0	Killingworth	14	0	Sherman	12	2
Branford	326	6	Lebanon	23	0	Simsbury	99	12
Bridgeport	3408	126	Ledyard	21	0	Somers	263	25
Bridgewater	8	0	Lisbon	9	0	South Windsor	129	20
Bristol	556	19	Litchfield	34	1	Southbury	182	6
Brookfield	154	3	Lyme	2	0	Southington	309	14
Brooklyn	22	1	Madison	132	7	Sprague	4	0
Burlington	24	0	Manchester	598	62	Stafford	103	7
Canaan	0	0	Mansfield	28	2	Stamford	3069	77
Canterbury	13	1	Marlborough	83	2	Sterling	2	0
Canton	84	9	Meriden	791	36	Stonington	26	6
Chaplin	3	0	Middlebury	41	3	Stratford	802	34
Cheshire	184	7	Middlefield	17	0	Suffield	113	15
Chester	44	1	Middletown	550	28	Thomaston	53	2
Clinton	51	3	Milford	625	20	Thompson	34	1
Colchester	35	2	Monroe	100	6	Tolland	38	9
Colebrook	3	0	Montville	250	7	Torrington	502	31
Columbia	23	0	Morris	13	1	Trumbull	485	48
Cornwall	6	0	Naugatuck	370	9	Union	4	1
Coventry	37	4	New Britain	932	66	Vernon	170	18
Cromwell	114	10	New Canaan	168	4	Voluntown	9	0
Danbury	1784	73	New Fairfield	109	0	Wallingford	450	12
Darien	197	7	New Hartford	24	0	Warren	5	0
Deep River	12	2	New Haven	2539	58	Washington	21	0
Derby	162	1	New London	135	6	Waterbury	1858	94
Durham	33	1	New Milford	269	8	Waterford	151	9
East Granby	9	0	Newington	364	23	Watertown	138	6
East Haddam	17	1	Newtown	218	10	West Hartford	622	54
East Hampton	40	4	Norfolk	11	1	West Haven	1019	27
East Hartford	758	67	North Branford	78	5	Westbrook	30	0
East Haven	380	22	North Canaan	5	1	Weston	62	1
East Lyme	133	11	North Haven	248	4	Westport	280	16
East Windsor	142	15	North Stonington	12	1	Wethersfield	246	4
Eastford	8	0	Norwalk	1973	67	Willington	13	0
Easton	30	1	Norwich	89	6	Wilton	179	27
Ellington	55	7	Old Lyme	19	0	Winchester	50	1
Enfield	424	13	Old Saybrook	90	2	Windham	210	0
Essex	26	0	Orange	115	1	Windsor	513	47
Fairfield	576	47	Oxford	76	3	Windsor Locks	112	6
Farmington	191	7	Plainfield	31	1	Wolcott	98	4
Franklin	5	0	Plainville	157	3	Woodbridge	138	9
Glastonbury	260	20	Plymouth	67	5	Woodbury	44	1
Goshen	8	0	Pomfret	13	0	Woodstock	13	0
Granby	20	0	Portland	63	4			
Greenwich	704	98	Preston	13	0			

APPENDIX B. The following graphs show the number of cases and deaths by race and ethnicity. Categories are mutually exclusive. The category “multiracial” includes people who answered ‘yes’ to more than one race category. Counts may not add up to total case counts as data on race and ethnicity may be missing. NH=Non-Hispanic



The following graphs show the number of COVID-19 cases and COVID-19-associated deaths per 100,000 population by race and ethnicity. Crude rates represent the total cases or deaths per 100,000 people. Age-adjusted rates consider the age of the person at diagnosis or death when estimating the rate and use a standardized population to provide a fair comparison between population groups with different age distributions. Age-adjustment is important in Connecticut as the median age of among the non-Hispanic white population is 47 years, whereas it is 34 years among non-Hispanic blacks, and 29 years among Hispanics. Because most non-Hispanic white residents who died were over 75 years of age, the age-adjusted rates are lower than the unadjusted rates. In contrast, Hispanic residents who died tend to be younger than 75 years of age which results in higher age-adjusted rates. The 2018 Connecticut population and 2000 US standard million population were used for age adjustment; population estimates from: [DPH Population Statistics](#). Categories are mutually exclusive. Cases missing data on race/ethnicity are excluded from calculation of rates. NH=Non-Hispanic



*Age adjusted rates only calculated for groups with at least 20 deaths