

COVID-19 Update June 13, 2020

As of **June 12, 2020, at 8:30 PM**, the total of laboratory-confirmed and probable COVID-19 cases reported among Connecticut residents is **44994**; including **43078** laboratory-confirmed and **1916** probable cases. **Two hundred thirty-three** patients are currently hospitalized with laboratory-confirmed COVID-19. There have been **4186** COVID-19-associated deaths.

In Connecticut during the early months of this pandemic, it became clear that it would be necessary to track probable COVID-19 cases and deaths, in addition to laboratory-confirmed (RT-PCR) cases and deaths. This was needed to better measure the burden and impact of this disease in our communities and is now part of the [national surveillance case definition for COVID-19](#). Probable cases of COVID-19 involve persons who have not had confirmatory laboratory testing (RT-PCR) performed for COVID-19, but whose symptoms indicate they are likely to have a COVID-19 infection. In Connecticut, most of the probable COVID-19 cases involve persons whose death certificates list COVID-19 disease or SARS-CoV-2 as a cause of death or a significant condition contributing to death. Prior to June 1, probable and confirmed cases were reported together.

Overall Summary	Total**	Change Since Yesterday
COVID-19 Cases	44994	+305
COVID-19-Associated Deaths	4186	+27
Patients Currently Hospitalized with COVID-19	233	-11
COVID-19 PCR Tests Reported	342338	+13985

***Includes confirmed plus probable cases*

COVID-19 Cases and Associated Deaths by County of Residence

As of 06/12/20 8:30pm.

County	COVID-19 Cases		COVID-19-Associated Deaths	
	Confirmed	Probable	Confirmed	Probable
Fairfield County	15661	616	1051	294
Hartford County	10534	655	1018	303
Litchfield County	1377	62	114	21
Middlesex County	1167	56	131	37
New Haven County	11641	380	893	148
New London County	1135	63	74	26
Tolland County	814	71	48	14
Windham County	456	7	13	1
Pending address validation	293	6	0	0
Total	43078	1916	3342	844

[National COVID-19 statistics](#) and information about [preventing spread of COVID-19](#) are available from the Centers for Disease Control and Prevention.

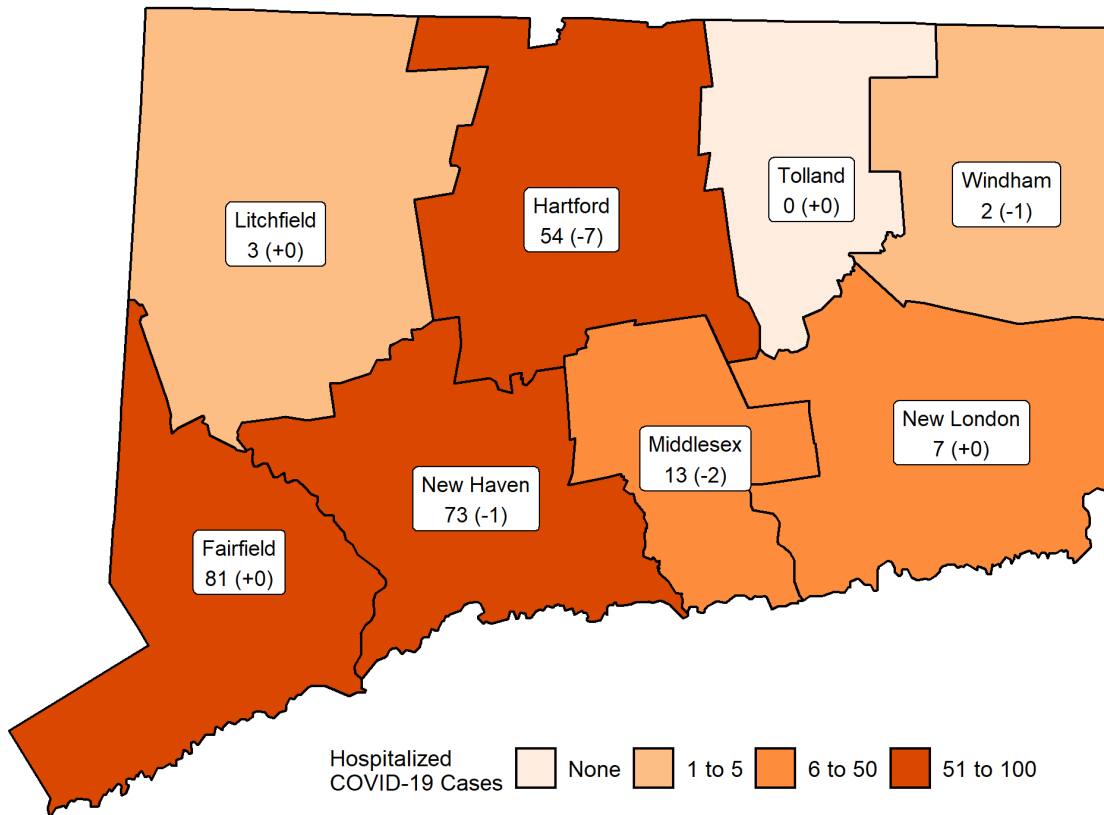
Day-to-day changes reflect newly reported cases, deaths, and tests that occurred over the last several days to week. All data in this report are preliminary; data for previous dates will be updated as new reports are received and data errors are corrected. Hospitalization data were collected by the Connecticut Hospital Association. Deaths* reported to either OCME or DPH are included in the daily COVID-19 update.

Hospitalization Surveillance

The map below shows the number of patients currently hospitalized with laboratory-confirmed COVID-19 by county based on data collected by the Connecticut Hospital Association. The distribution is by location of hospital, not patient residence. The labels indicate the number of patients currently hospitalized with the change since yesterday in parentheses.

Patients Currently Hospitalized by Connecticut County

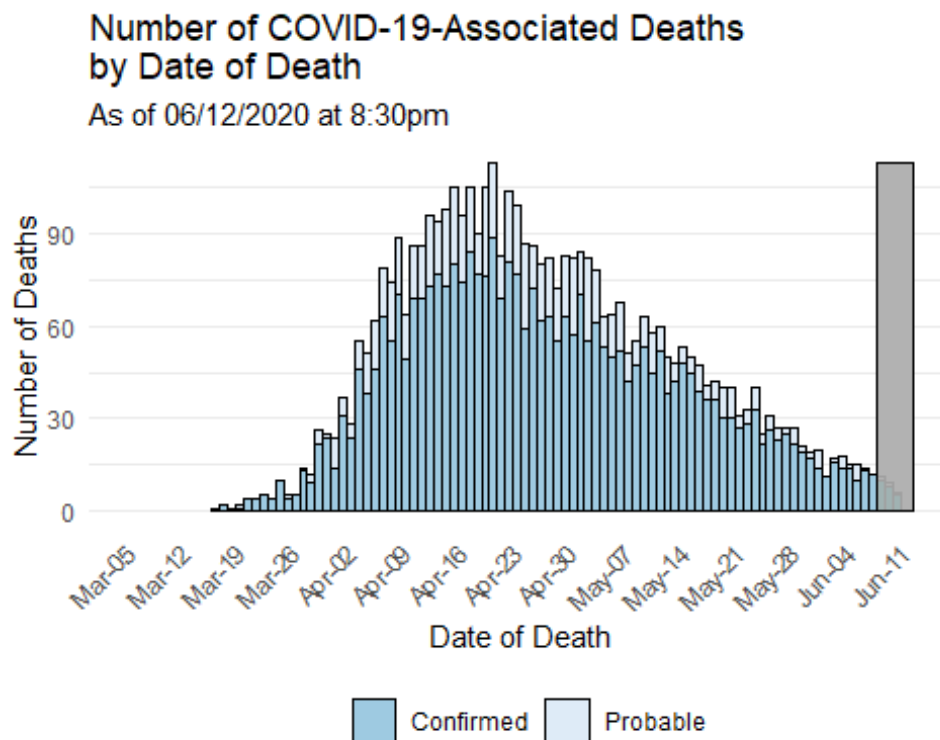
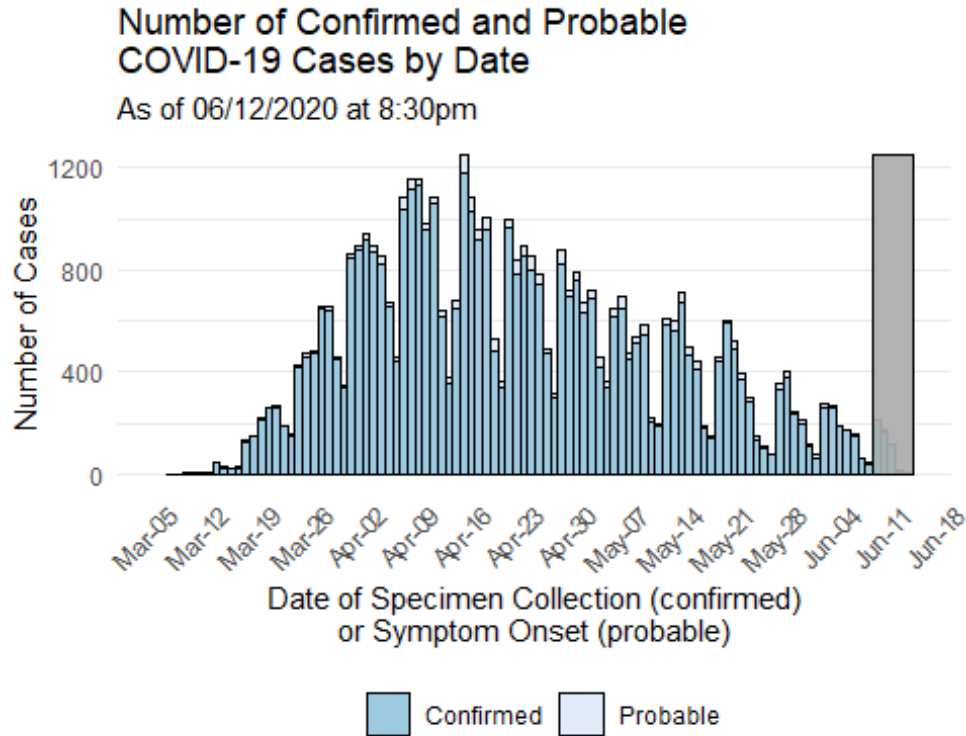
Distribution by location of hospital not patient residence. Data from the Connecticut Hospital Association.



More information about hospitalized cases of COVID-19 in New Haven and Middlesex Counties is available from [COVID-NET](#).

Characteristics of COVID-19 Cases and Associated Deaths

Test results may be reported several days after the result. Data are incomplete for most recent dates shaded in grey. Data from previous dates are routinely updated.

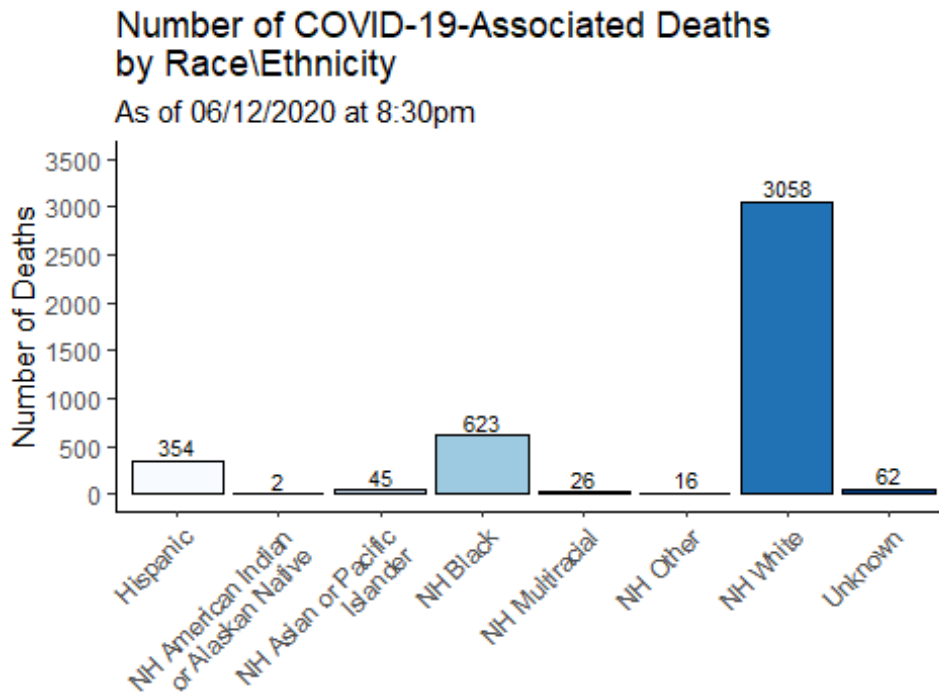
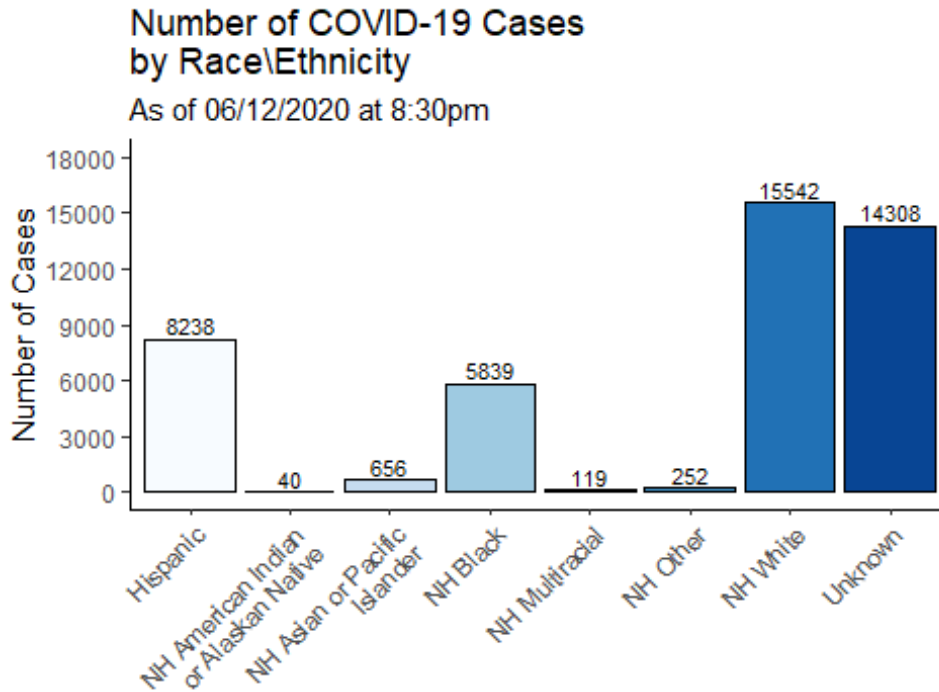


APPENDIX A. Towns with Cases of COVID-19

Table does not include 293 cases pending address validation

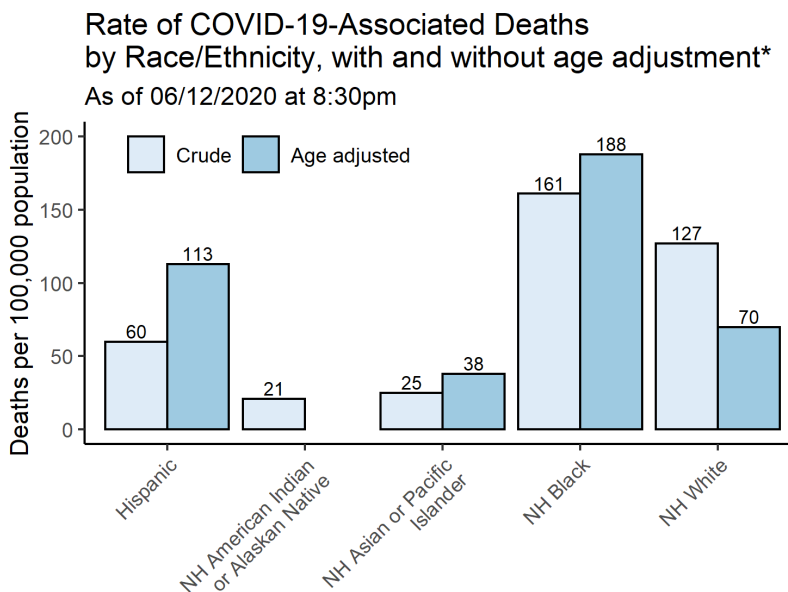
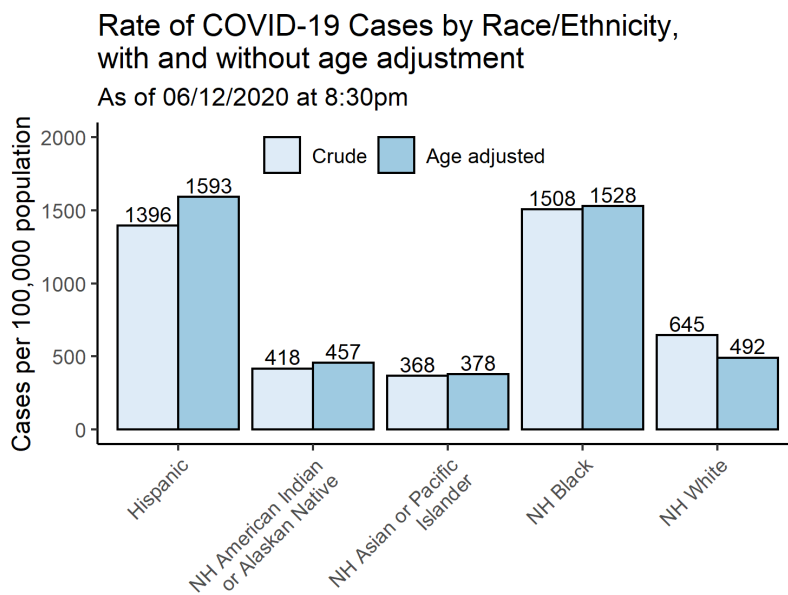
Town	Confirmed Cases	Probable Cases	Town	Confirmed Cases	Probable Cases	Town	Confirmed Cases	Probable Cases
Andover	9	0	Griswold	27	3	Prospect	58	0
Ansonia	267	7	Groton	99	12	Putnam	29	1
Ashford	16	0	Guilford	96	4	Redding	66	3
Avon	126	8	Haddam	28	1	Ridgefield	202	12
Barkhamsted	24	1	Hamden	968	36	Rocky Hill	388	17
Beacon Falls	49	0	Hampton	2	0	Roxbury	5	3
Berlin	149	7	Hartford	2330	142	Salem	5	0
Bethany	37	0	Hartland	6	0	Salisbury	12	0
Bethel	242	9	Harwinton	26	2	Scotland	0	0
Bethlehem	11	1	Hebron	26	2	Seymour	218	10
Bloomfield	463	31	Kent	7	1	Sharon	14	0
Bolton	20	1	Killingly	29	2	Shelton	584	40
Bozrah	7	0	Killingworth	14	0	Sherman	12	2
Branford	328	5	Lebanon	25	0	Simsbury	99	12
Bridgeport	3437	125	Ledyard	21	0	Somers	263	26
Bridgewater	8	0	Lisbon	9	0	South Windsor	140	18
Bristol	566	17	Litchfield	36	1	Southbury	186	5
Brookfield	154	3	Lyme	2	0	Southington	315	14
Brooklyn	22	1	Madison	134	7	Sprague	4	0
Burlington	24	0	Manchester	652	53	Stafford	106	9
Canaan	0	0	Mansfield	30	2	Stamford	3140	69
Canterbury	13	1	Marlborough	84	2	Sterling	2	0
Canton	85	9	Meriden	815	34	Stonington	27	5
Chaplin	3	0	Middlebury	41	3	Stratford	817	33
Cheshire	189	7	Middlefield	18	0	Suffield	121	15
Chester	44	1	Middletown	565	26	Thomaston	53	2
Clinton	52	3	Milford	635	23	Thompson	37	1
Colchester	35	2	Monroe	102	4	Tolland	40	9
Colebrook	3	0	Montville	298	7	Torrington	509	27
Columbia	23	0	Morris	13	1	Trumbull	488	46
Cornwall	6	0	Naugatuck	372	9	Union	4	1
Coventry	37	4	New Britain	954	67	Vernon	182	12
Cromwell	117	11	New Canaan	168	3	Voluntown	9	0
Danbury	1796	71	New Fairfield	111	0	Wallingford	456	13
Darien	204	3	New Hartford	25	0	Warren	5	0
Deep River	12	2	New Haven	2568	55	Washington	21	0
Derby	166	0	New London	139	6	Waterbury	1880	86
Durham	34	1	New Milford	272	7	Waterford	153	9
East Granby	9	0	Newington	370	23	Watertown	141	7
East Haddam	19	0	Newtown	226	11	West Hartford	627	49
East Hampton	41	4	Norfolk	11	1	West Haven	1022	29
East Hartford	781	60	North Branford	79	4	Westbrook	28	0
East Haven	383	22	North Canaan	5	1	Weston	62	1
East Lyme	132	11	North Haven	261	4	Westport	282	15
East Windsor	143	14	North Stonington	12	1	Wethersfield	248	4
Eastford	8	0	Norwalk	1998	55	Willington	13	0
Easton	30	1	Norwich	94	7	Wilton	179	27
Ellington	61	5	Old Lyme	19	0	Winchester	50	1
Enfield	564	13	Old Saybrook	100	3	Windham	235	0
Essex	33	0	Orange	119	1	Windsor	525	46
Fairfield	591	49	Oxford	76	3	Windsor Locks	111	6
Farmington	199	7	Plainfield	32	1	Wolcott	100	5
Franklin	5	0	Plainville	159	2	Woodbridge	138	8
Glastonbury	275	19	Plymouth	67	5	Woodbury	46	1
Goshen	7	0	Pomfret	13	0	Woodstock	15	0
Granby	21	0	Portland	62	4			
Greenwich	770	34	Preston	13	0			

APPENDIX C. The following graphs show the number of cases and deaths by race and ethnicity. Categories are mutually exclusive. The category “multiracial” includes people who answered ‘yes’ to more than one race category. NH=Non-Hispanic



The following graphs show the number of COVID-19 cases and COVID-19-associated deaths per 100,000 population by race and ethnicity. Crude rates represent the total cases or deaths per 100,000 people. Age-adjusted rates consider the age of the person at diagnosis or death when estimating the rate and use a standardized population to provide a fair comparison between population groups with different age distributions. Age-adjustment is important in Connecticut as the median age of among the non-Hispanic white population is 47 years, whereas it is 34 years among non-Hispanic blacks, and 29 years among Hispanics. Because most non-Hispanic white residents who died were over 75 years of age, the age-adjusted rates are lower than the unadjusted rates. In contrast, Hispanic residents who died tend to be younger than 75 years of age which results in higher age-adjusted rates.

The 2018 Connecticut and 2000 US Standard Million populations were used for age adjustment; population estimates from: [DPH Population Statistics](#). Categories are mutually exclusive. Cases missing data on race/ethnicity are excluded from calculation of rates. NH=Non-Hispanic



*Age adjusted rates only calculated for groups with at least 30 deaths