

COVID-19 Update June 20, 2020

As of **June 19, 2020, at 8:30 PM**, the total of laboratory-confirmed and probable COVID-19 cases reported among Connecticut residents is **45715**; including **43763** laboratory-confirmed and **1952** probable cases. **One hundred fifty** patients are currently hospitalized with laboratory-confirmed COVID-19. There have been **4251** COVID-19-associated deaths.

In Connecticut during the early months of this pandemic, it became increasingly clear that it would be necessary to track probable COVID-19 cases and deaths, in addition to laboratory-confirmed (RT-PCR) cases and deaths. This was needed to better measure the burden and impact of this disease in our communities and is now part of the [national surveillance case definition for COVID-19](#). Probable cases of COVID-19 involve persons who have not had confirmatory laboratory testing (RT-PCR) performed for COVID-19, but whose symptoms indicate they are likely to have a COVID-19 infection. In Connecticut, most of the probable COVID-19 cases involve persons whose death certificates list COVID-19 disease or SARS-CoV-2 as a cause of death or a significant condition contributing to death. Prior to June 1, probable and confirmed cases were reported together.

Overall Summary	Total**	Change Since Yesterday
COVID-19 Cases	45715	+158
COVID-19-Associated Deaths	4251	+13
Patients Currently Hospitalized with COVID-19	150	-22
COVID-19 PCR Tests Reported	389703	+11772

**Includes confirmed plus probable cases

COVID-19 Cases and Associated Deaths by County of Residence

As of 06/19/20 8:30pm. Includes patients tested at the State Public Health Laboratory, hospital, and commercial laboratories.

County	COVID-19 Cases		COVID-19-Associated Deaths	
	Confirmed	Probable	Confirmed	Probable
Fairfield County	15841	628	1063	298
Hartford County	10726	666	1034	310
Litchfield County	1404	63	115	20
Middlesex County	1200	58	135	37
New Haven County	11786	388	908	152
New London County	1147	62	76	25
Tolland County	825	70	50	14
Windham County	568	7	13	1
Pending address validation	266	10	0	0
Total	43763	1952	3394	857

[National COVID-19 statistics](#) and information about [preventing spread of COVID-19](#) are available from the Centers for Disease Control and Prevention.

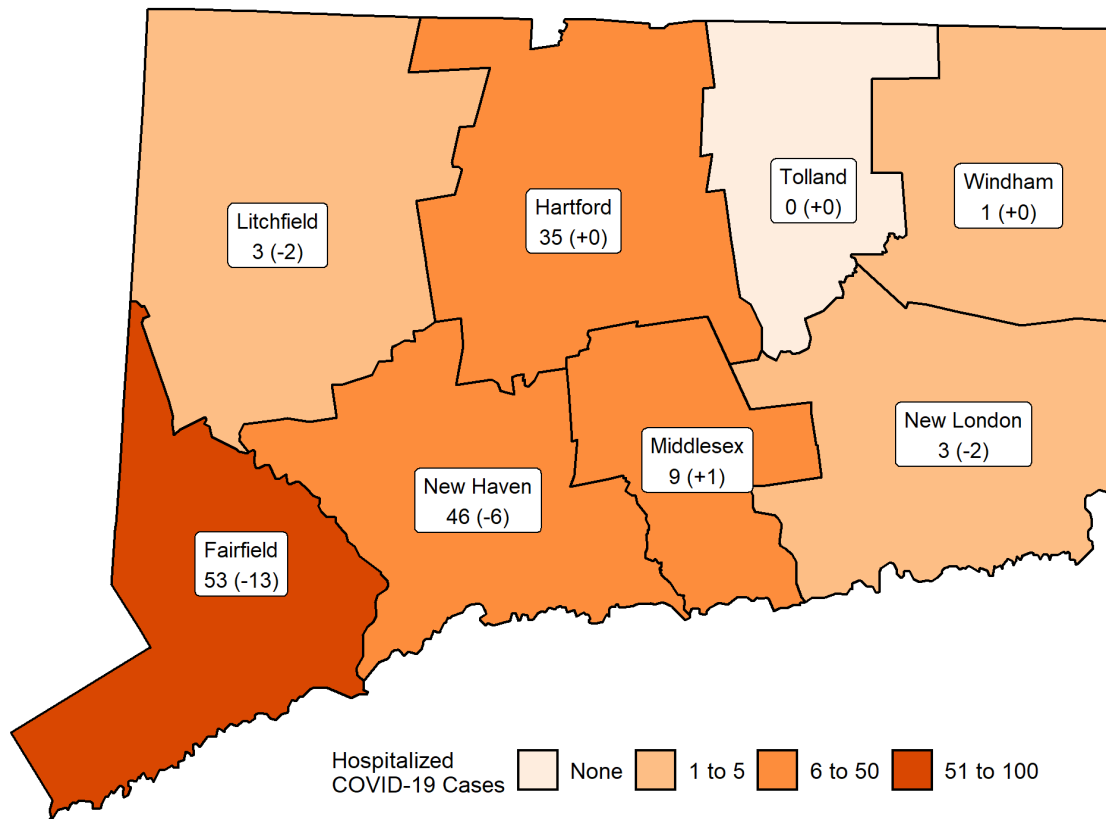
Day-to-day changes reflect newly reported cases, deaths, and tests that occurred over the last several days to week. All data in this report are preliminary; data for previous dates will be updated as new reports are received and data errors are corrected. Hospitalization data were collected by the Connecticut Hospital Association. Deaths* reported to either OCME or DPH are included in the daily COVID-19 update.

Hospitalization Surveillance

The map below shows the number of patients currently hospitalized with laboratory-confirmed COVID-19 by county based on data collected by the Connecticut Hospital Association. The distribution is by location of hospital, not patient residence. The labels indicate the number of patients currently hospitalized with the change since yesterday in parentheses.

Patients Currently Hospitalized by Connecticut County

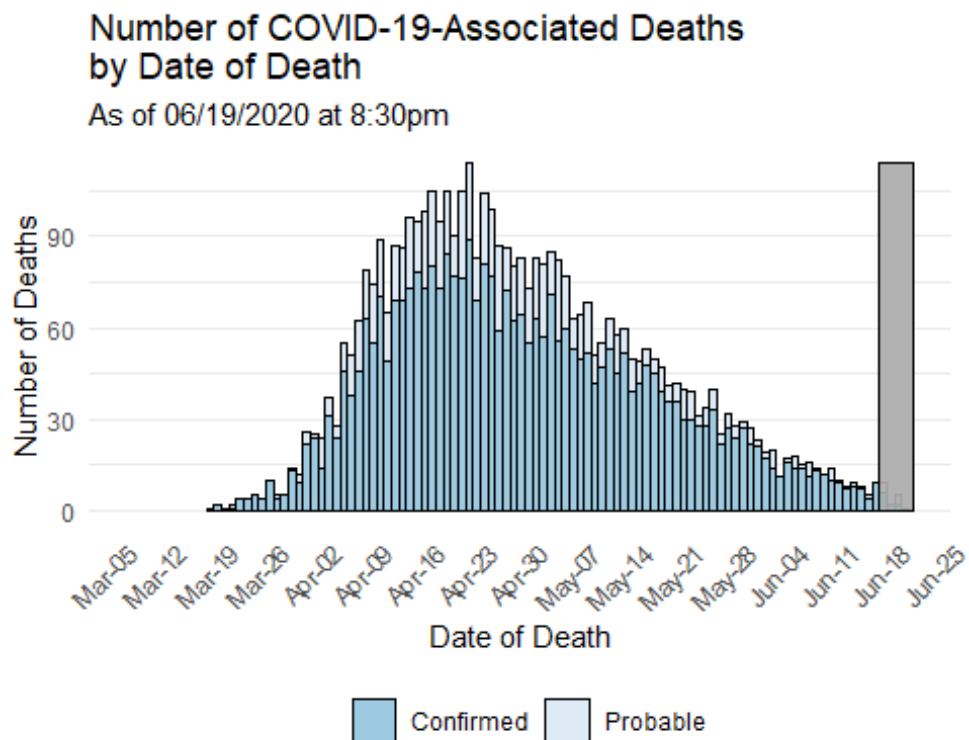
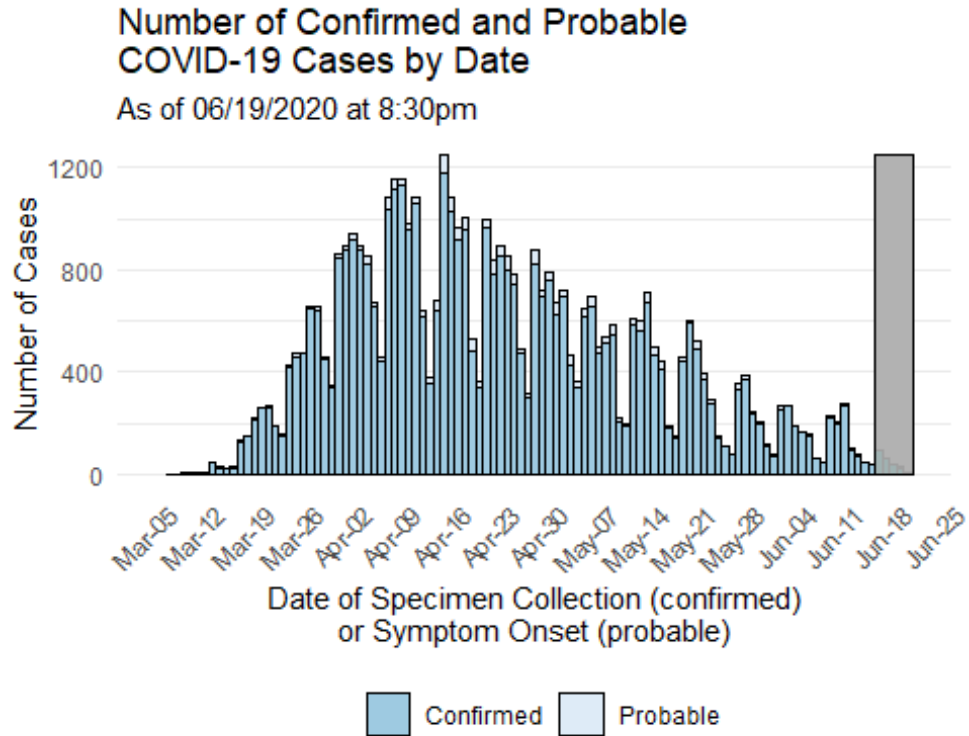
Distribution by location of hospital not patient residence. Data from the Connecticut Hospital Association.



More information about hospitalized cases of COVID-19 in New Haven and Middlesex Counties is available from [COVID-NET](#).

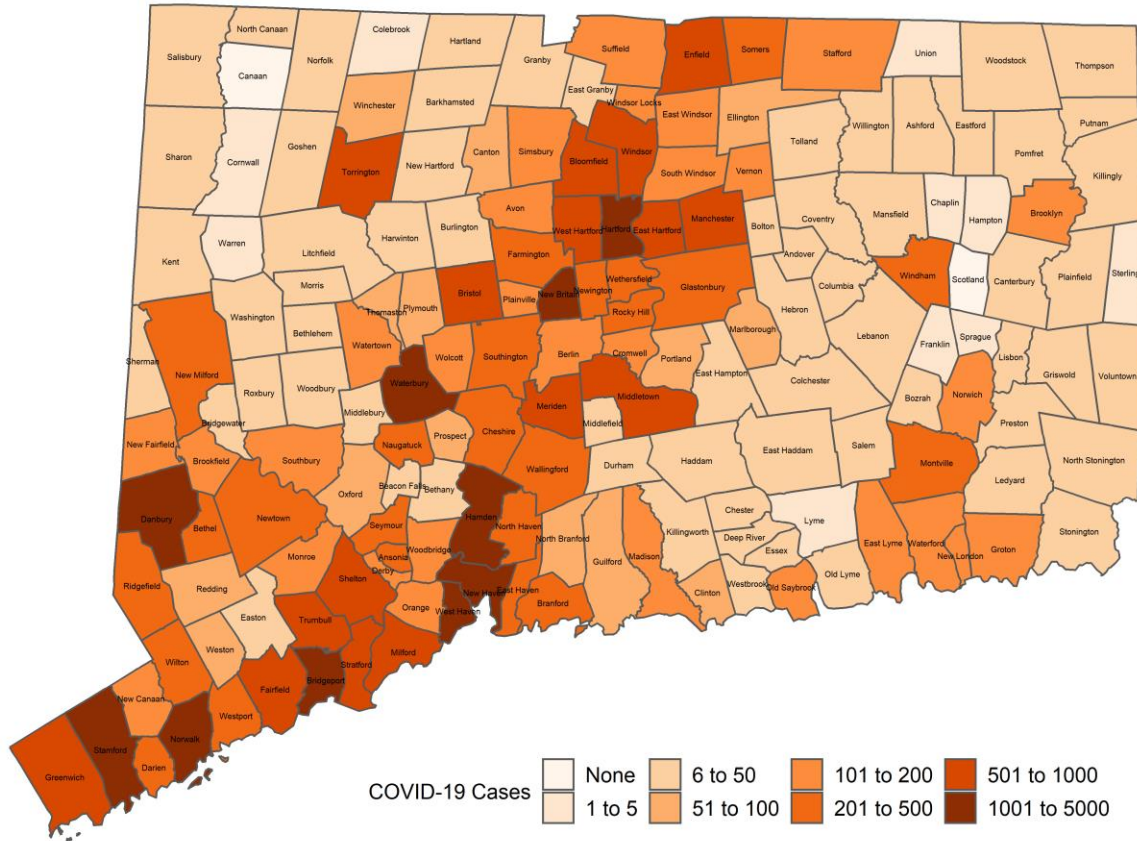
Characteristics of COVID-19 Cases and Associated Deaths

Test results may be reported several days after the result. Data are incomplete for most recent dates shaded in grey. Data from previous dates are routinely updated.



Connecticut Towns with Cases of COVID-19

Map does not include 266 cases pending address validation

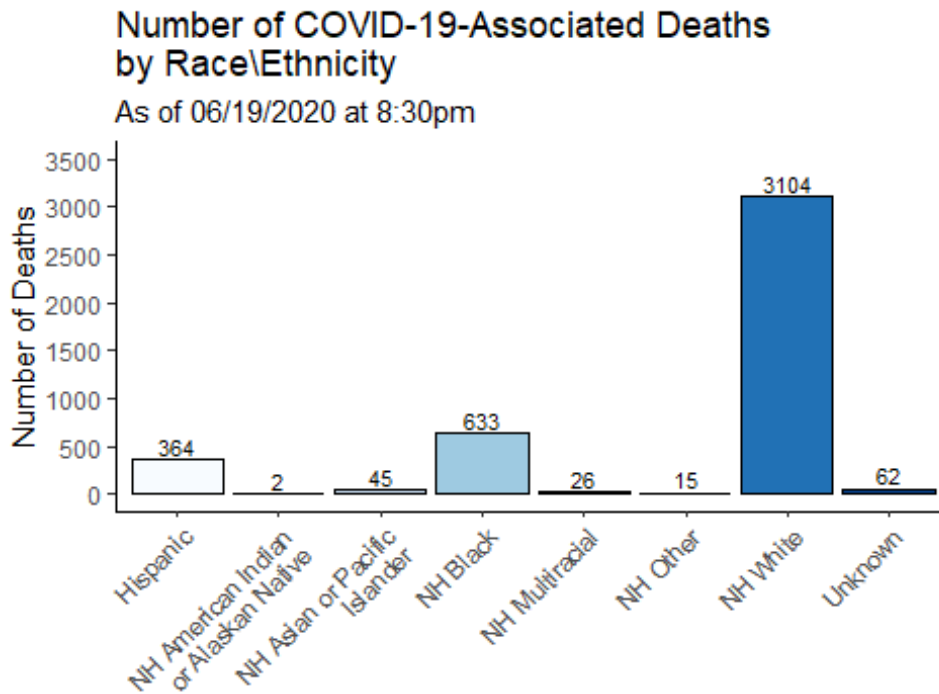
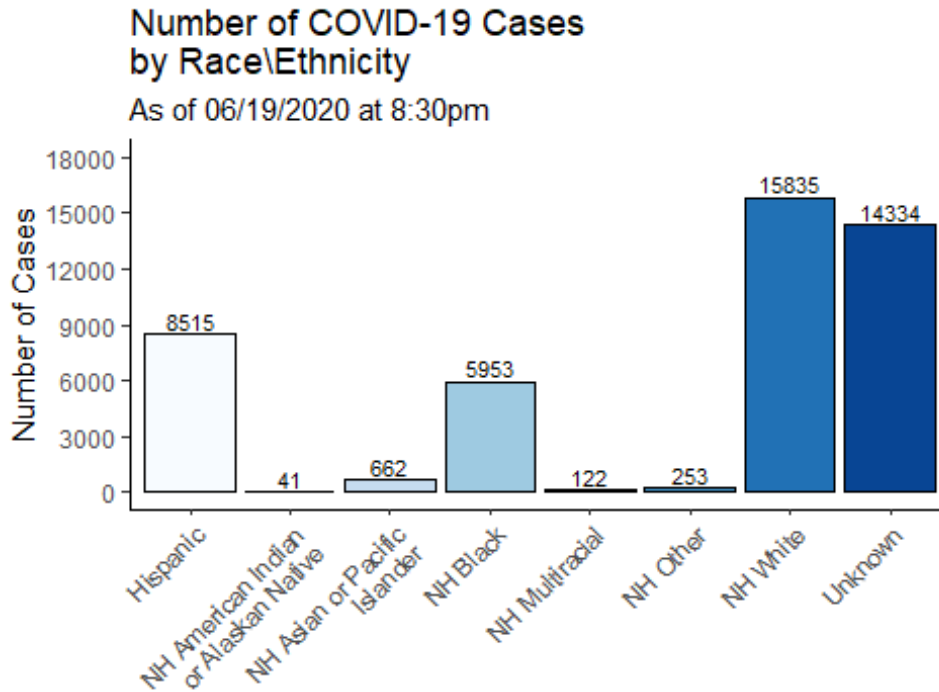


APPENDIX A. Towns with Cases of COVID-19

Table does not include 266 cases pending address validation

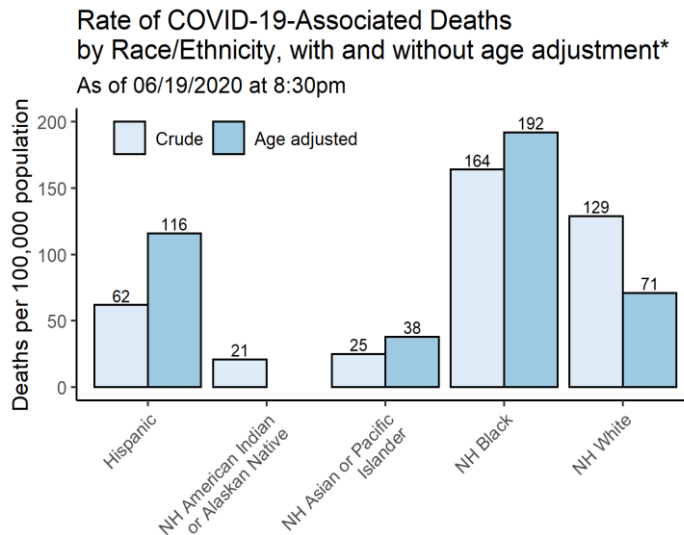
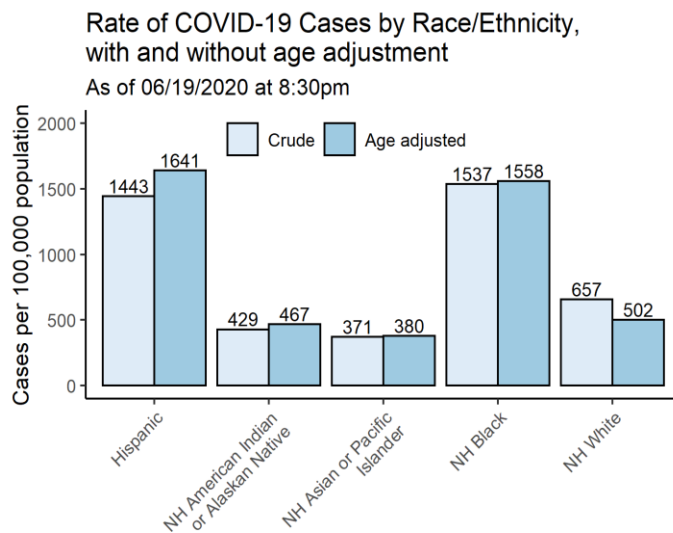
Town	Confirmed Cases	Probable Cases	Town	Confirmed Cases	Probable Cases	Town	Confirmed Cases	Probable Cases
Andover	9	0	Griswold	30	3	Prospect	57	0
Ansonia	274	7	Groton	106	12	Putnam	29	1
Ashford	18	0	Guilford	96	4	Redding	66	3
Avon	132	8	Haddam	28	1	Ridgefield	203	12
Barkhamsted	24	1	Hamden	974	39	Rocky Hill	390	19
Beacon Falls	49	0	Hampton	2	0	Roxbury	5	3
Berlin	154	7	Hartford	2375	144	Salem	6	0
Bethany	38	0	Hartland	7	0	Salisbury	12	0
Bethel	246	10	Harwinton	27	2	Scotland	0	0
Bethlehem	11	1	Hebron	25	2	Seymour	219	10
Bloomfield	471	31	Kent	7	1	Sharon	19	0
Bolton	20	1	Killingly	32	2	Shelton	588	41
Bozrah	7	0	Killingworth	13	0	Sherman	12	2
Branford	331	5	Lebanon	25	0	Simsbury	99	12
Bridgeport	3495	127	Ledyard	22	0	Somers	262	26
Bridgewater	8	0	Lisbon	9	0	South Windsor	148	18
Bristol	573	17	Litchfield	38	1	Southbury	187	5
Brookfield	157	4	Lyme	2	0	Southington	322	13
Brooklyn	116	1	Madison	136	7	Sprague	4	0
Burlington	25	0	Manchester	663	54	Stafford	109	8
Canaan	0	0	Mansfield	32	2	Stamford	3187	70
Canterbury	14	1	Marlborough	86	2	Sterling	2	0
Canton	84	9	Meriden	832	36	Stonington	26	5
Chaplin	3	0	Middlebury	44	3	Stratford	825	33
Cheshire	198	7	Middlefield	18	0	Suffield	120	15
Chester	45	1	Middletown	576	28	Thomaston	54	2
Clinton	54	3	Milford	640	23	Thompson	38	1
Colchester	35	2	Monroe	106	3	Tolland	40	9
Colebrook	3	0	Montville	287	7	Torrington	514	28
Columbia	23	0	Morris	13	1	Trumbull	496	47
Cornwall	5	0	Naugatuck	377	9	Union	4	1
Coventry	39	4	New Britain	974	70	Vernon	186	12
Cromwell	122	10	New Canaan	169	3	Voluntown	9	0
Danbury	1818	74	New Fairfield	111	0	Wallingford	470	11
Darien	202	3	New Hartford	25	0	Warren	5	0
Deep River	12	2	New Haven	2594	55	Washington	21	1
Derby	166	0	New London	141	6	Waterbury	1903	89
Durham	35	2	New Milford	284	6	Waterford	155	9
East Granby	9	0	Newington	373	22	Watertown	141	7
East Haddam	17	0	Newtown	226	12	West Hartford	630	51
East Hampton	44	4	Norfolk	11	1	West Haven	1026	30
East Hartford	805	62	North Branford	80	4	Westbrook	27	0
East Haven	391	22	North Canaan	5	1	Weston	63	3
East Lyme	136	10	North Haven	264	4	Westport	286	15
East Windsor	143	14	North Stonington	12	1	Wethersfield	248	5
Eastford	8	0	Norwalk	2005	55	Willington	14	0
Easton	31	1	Norwich	94	7	Wilton	180	27
Ellington	62	5	Old Lyme	21	0	Winchester	50	1
Enfield	583	11	Old Saybrook	104	3	Windham	242	0
Essex	39	0	Orange	121	1	Windsor	533	45
Fairfield	592	48	Oxford	77	3	Windsor Locks	111	6
Farmington	203	7	Plainfield	35	1	Wolcott	103	6
Franklin	5	0	Plainville	167	3	Woodbridge	139	8
Glastonbury	277	21	Plymouth	68	5	Woodbury	46	1
Goshen	8	0	Pomfret	13	0	Woodstock	16	0
Granby	21	0	Portland	66	4			
Greenwich	777	35	Preston	15	0			

APPENDIX B. The following graphs show the number of cases and deaths by race and ethnicity. Categories are mutually exclusive. The category “multiracial” includes people who answered ‘yes’ to more than one race category. NH=Non-Hispanic



The following graphs show the number of COVID-19 cases and COVID-19-associated deaths per 100,000 population by race and ethnicity. Crude rates represent the total cases or deaths per 100,000 people. Age-adjusted rates consider the age of the person at diagnosis or death when estimating the rate and use a standardized population to provide a fair comparison between population groups with different age distributions. Age-adjustment is important in Connecticut as the median age of among the non-Hispanic white population is 47 years, whereas it is 34 years among non-Hispanic blacks, and 29 years among Hispanics. Because most non-Hispanic white residents who died were over 75 years of age, the age-adjusted rates are lower than the unadjusted rates. In contrast, Hispanic residents who died tend to be younger than 75 years of age which results in higher age-adjusted rates.

The 2018 Connecticut and 2000 US Standard Million populations were used for age adjustment; population estimates from: [DPH Population Statistics](#). Categories are mutually exclusive. Cases missing data on race/ethnicity are excluded from calculation of rates. NH=Non-Hispanic



**Age adjusted rates only calculated for groups with at least 30 deaths*