

COVID-19 Update August 05, 2020

As of **August 04, 2020, at 8:30 PM**, the total of laboratory-confirmed and probable COVID-19 cases reported among Connecticut residents is **50225**, including **48258** laboratory-confirmed and **1967** probable cases. **Fifty-nine** patients are currently hospitalized with laboratory-confirmed COVID-19. There have been **4437** COVID-19-associated deaths.

In Connecticut during the early months of this pandemic, it became increasingly clear that it would be necessary to track probable COVID-19 cases and deaths, in addition to laboratory-confirmed (RT-PCR) cases and deaths. This was needed to better measure the burden and impact of this disease in our communities and is now part of the [national surveillance case definition for COVID-19](#). Probable cases of COVID-19 involve persons who have not had confirmatory laboratory testing (RT-PCR) performed for COVID-19, but whose symptoms indicate they are likely to have a COVID-19 infection. In Connecticut, most of the probable COVID-19 cases involve persons whose death certificates list COVID-19 disease or SARS-CoV-2 as a cause of death or a significant condition contributing to death. Prior to June 1, probable and confirmed cases were reported together.

Overall Summary	Total**	Change Since Yesterday
COVID-19 Cases	50225	+115
COVID-19-Associated Deaths	4437	+0
Patients Currently Hospitalized with COVID-19	59	-1
COVID-19 PCR Tests Reported	846142	+11839

**Includes confirmed plus probable cases

COVID-19 Cases and Associated Deaths by County of Residence

As of 08/04/20 8:30pm.

County	COVID-19 Cases		COVID-19-Associated Deaths	
	Confirmed	Probable	Confirmed	Probable
Fairfield County	17257	655	1096	312
Hartford County	12094	639	1092	320
Litchfield County	1543	63	117	21
Middlesex County	1335	61	153	38
New Haven County	12711	407	954	150
New London County	1366	62	77	26
Tolland County	995	61	52	14
Windham County	713	9	14	1
Pending address validation	244	10	0	0
Total	48258	1967	3555	882

[National COVID-19 statistics](#) and information about [preventing spread of COVID-19](#) are available from the Centers for Disease Control and Prevention.

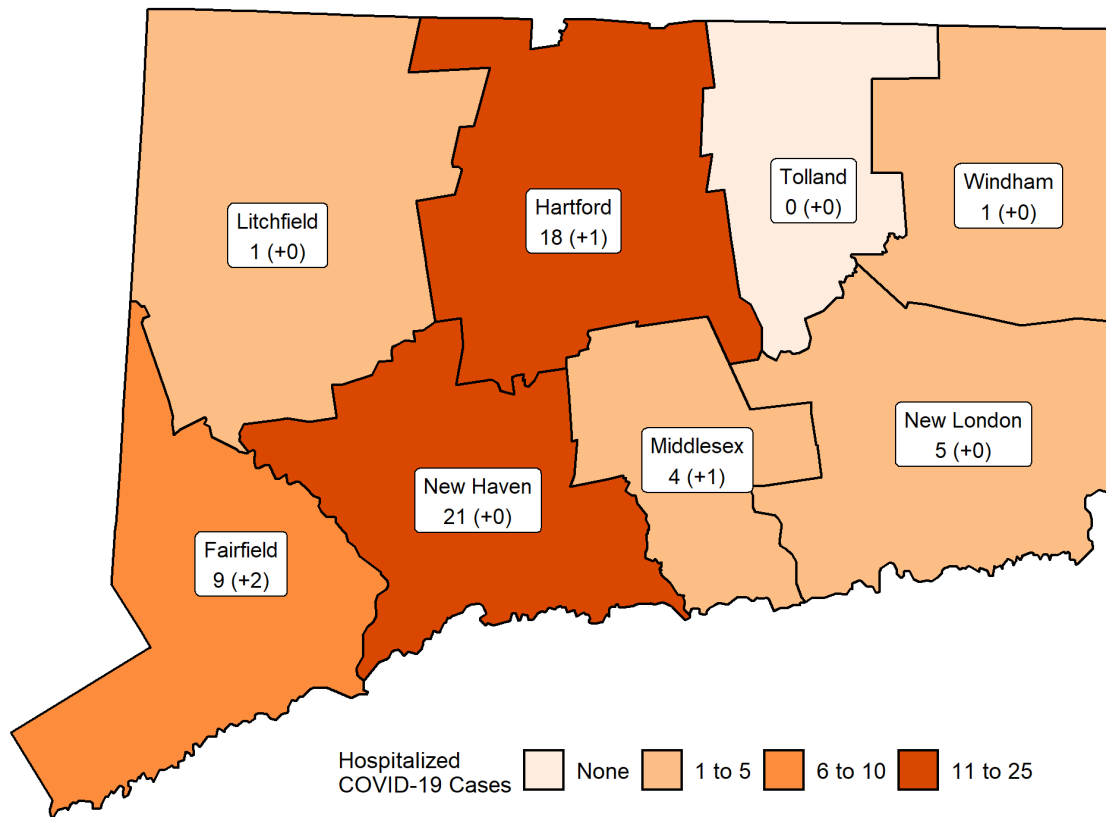
Day-to-day changes reflect newly reported cases, deaths, and tests that occurred over the last several days to week. All data in this report are preliminary; data for previous dates will be updated as new reports are received and data errors are corrected. Hospitalization data were collected by the Connecticut Hospital Association. Deaths reported to either OCME or DPH are included in the daily COVID-19 update.

Hospitalization Surveillance

The map below shows the number of patients currently hospitalized with laboratory-confirmed COVID-19 by county based on data collected by the Connecticut Hospital Association. The distribution is by location of hospital, not patient residence. The labels indicate the number of patients currently hospitalized with the change since yesterday in parentheses.

Patients Currently Hospitalized by Connecticut County

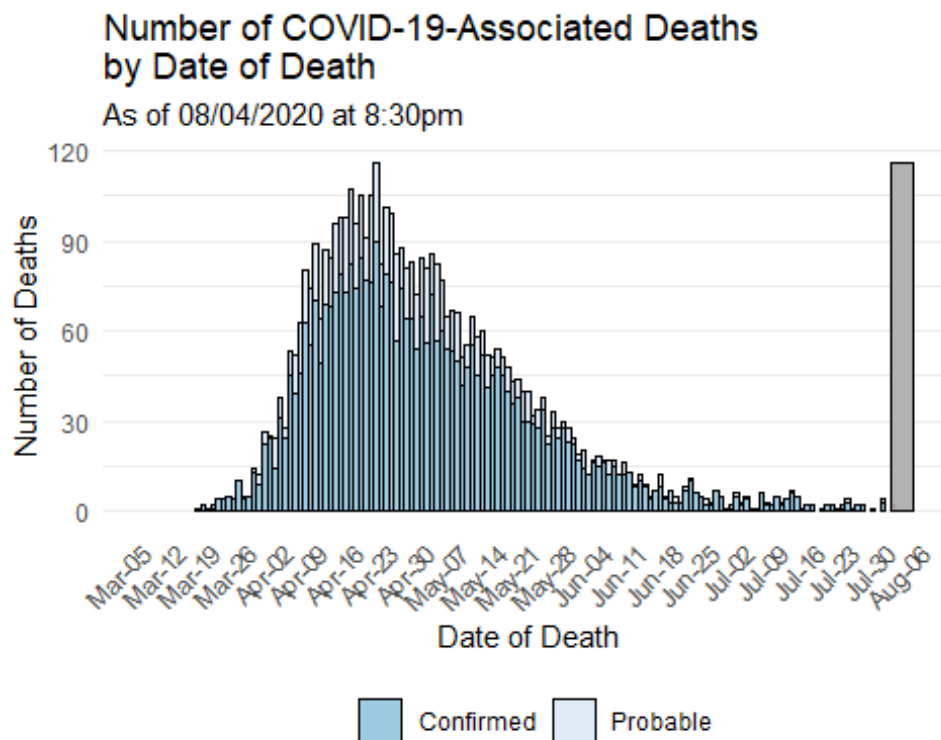
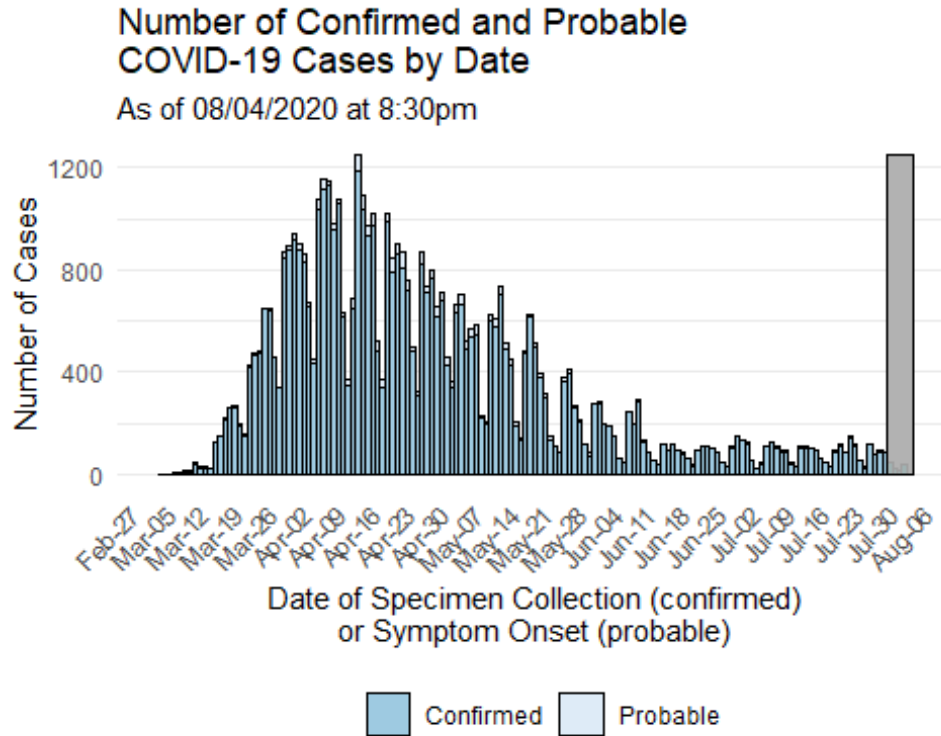
Distribution by location of hospital not patient residence. Data from the Connecticut Hospital Association.



More information about hospitalized cases of COVID-19 in New Haven and Middlesex Counties is available from [COVID-NET](#).

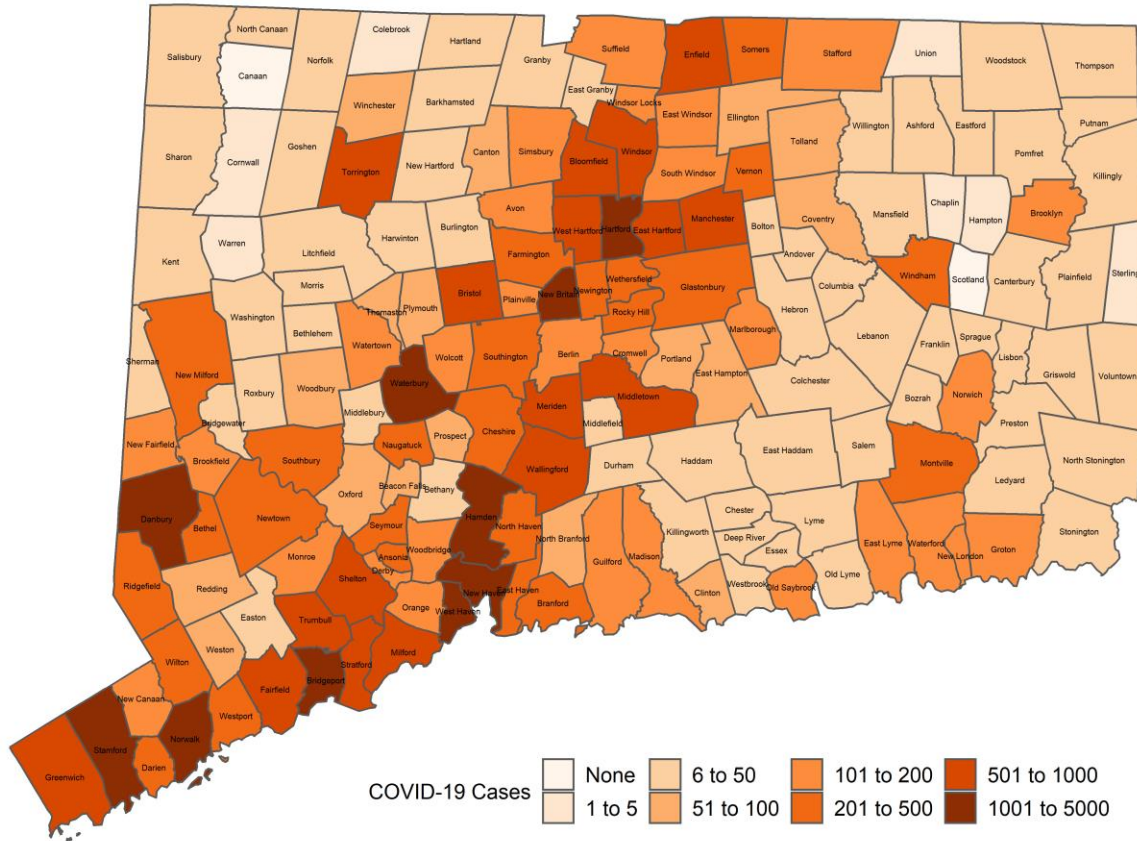
Characteristics of COVID-19 Cases and Associated Deaths

Test results may be reported several days after the result. Data are incomplete for most recent dates shaded in grey. Data from previous dates are routinely updated.



Cumulative Number of COVID-19 Cases by Town

Map does not include 244 cases pending address validation



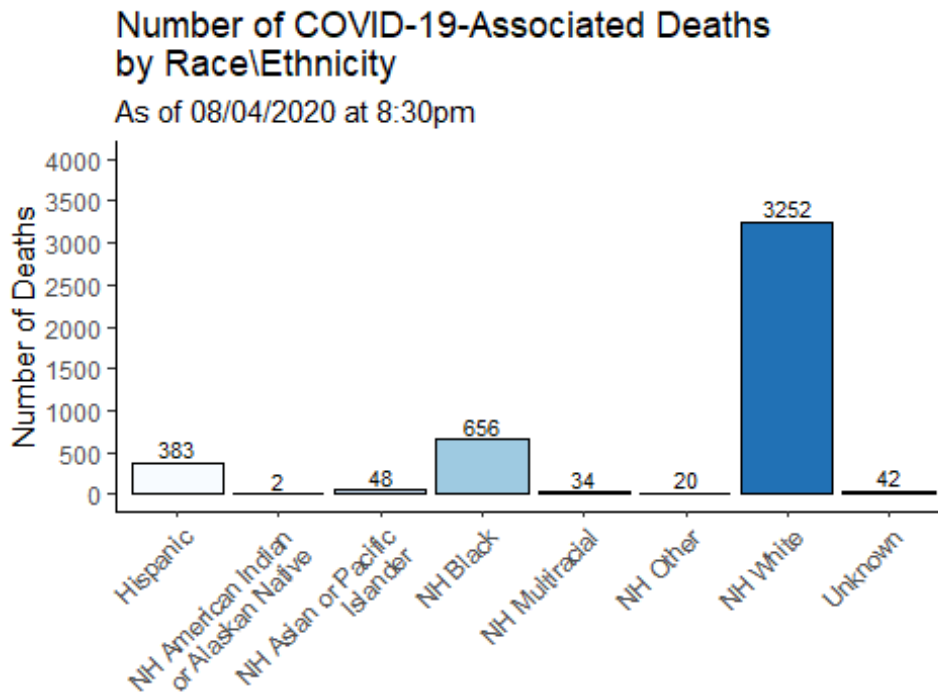
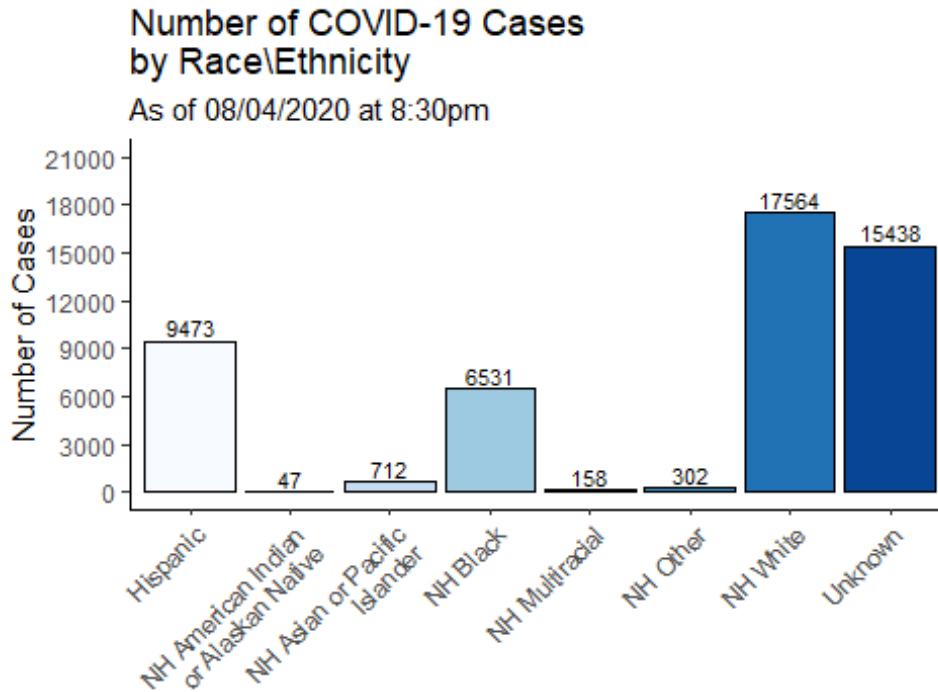
All data are preliminary and subject to change. Last updated 08-05-2020.

APPENDIX A. Cumulative Number of COVID-19 Cases by Town

Table does not include 244 cases pending address validation

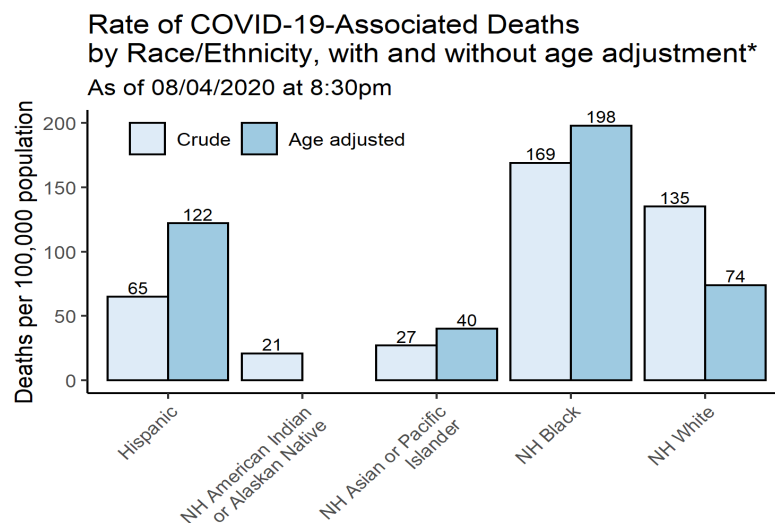
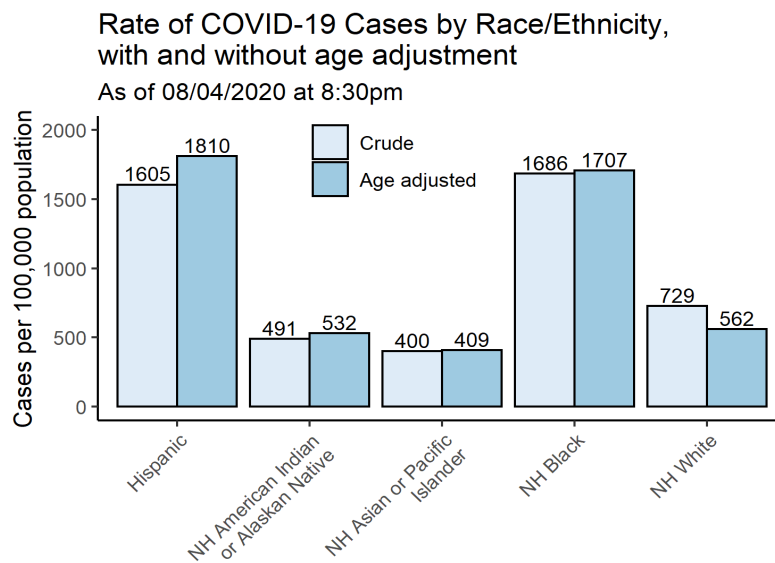
Town	Confirmed Cases	Probable Cases	Town	Confirmed Cases	Probable Cases	Town	Confirmed Cases	Probable Cases
Andover	9	0	Griswold	36	2	Prospect	69	0
Ansonia	291	7	Groton	140	13	Putnam	33	1
Ashford	22	1	Guilford	105	5	Redding	71	6
Avon	139	10	Haddam	34	1	Ridgefield	227	11
Barkhamsted	30	1	Hamden	1025	39	Rocky Hill	417	18
Beacon Falls	60	0	Hampton	2	0	Roxbury	6	3
Berlin	175	7	Hartford	2736	123	Salem	13	0
Bethany	39	0	Hartland	6	0	Salisbury	15	0
Bethel	268	12	Harwinton	31	3	Scotland	0	0
Bethlehem	12	1	Hebron	31	2	Seymour	233	11
Bloomfield	515	29	Kent	10	1	Sharon	14	0
Bolton	22	1	Killingly	41	3	Shelton	633	37
Bozrah	12	0	Killingworth	16	0	Sherman	15	2
Branford	349	12	Lebanon	27	0	Simsbury	125	13
Bridgeport	3805	118	Ledyard	29	0	Somers	298	20
Bridgewater	11	0	Lisbon	11	0	South Windsor	158	15
Bristol	634	18	Litchfield	47	1	Southbury	197	5
Brookfield	170	5	Lyme	6	0	Southington	347	13
Brooklyn	136	1	Madison	153	7	Sprague	6	0
Burlington	32	1	Manchester	747	59	Stafford	119	8
Canaan	0	0	Mansfield	42	2	Stamford	3358	73
Canterbury	17	1	Marlborough	98	4	Sterling	2	0
Canton	86	9	Meriden	962	35	Stonington	31	5
Chaplin	4	0	Middlebury	47	3	Stratford	860	38
Cheshire	217	8	Middlefield	19	0	Suffield	149	15
Chester	45	1	Middletown	631	25	Thomaston	62	2
Clinton	60	4	Milford	683	23	Thompson	41	1
Colchester	42	3	Monroe	132	5	Tolland	46	8
Colebrook	5	0	Montville	292	6	Torrington	560	23
Columbia	29	0	Morris	15	0	Trumbull	536	49
Cornwall	5	0	Naugatuck	412	11	Union	4	1
Coventry	50	4	New Britain	1192	53	Vernon	253	11
Cromwell	130	13	New Canaan	196	3	Voluntown	11	0
Danbury	2136	76	New Fairfield	118	3	Wallingford	507	10
Darien	228	7	New Hartford	32	0	Warren	5	0
Deep River	14	2	New Haven	2771	53	Washington	23	1
Derby	172	0	New London	188	6	Waterbury	2087	90
Durham	43	3	New Milford	298	9	Waterford	174	8
East Granby	12	0	Newington	392	21	Watertown	150	8
East Haddam	21	0	Newtown	243	14	West Hartford	730	57
East Hampton	51	4	Norfolk	13	1	West Haven	1070	38
East Hartford	906	57	North Branford	88	4	Westbrook	36	0
East Haven	417	22	North Canaan	7	1	Weston	72	3
East Lyme	152	11	North Haven	282	4	Westport	316	15
East Windsor	159	14	North Stonington	14	1	Wethersfield	263	6
Eastford	12	0	Norwalk	2076	56	Willington	16	0
Easton	35	1	Norwich	126	7	Wilton	215	26
Ellington	76	4	Old Lyme	24	0	Winchester	56	1
Enfield	660	14	Old Saybrook	112	4	Windham	307	0
Essex	48	0	Orange	132	3	Windsor	558	44
Fairfield	667	52	Oxford	84	4	Windsor Locks	127	6
Farmington	224	8	Plainfield	47	1	Wolcott	119	6
Franklin	9	0	Plainville	178	2	Woodbridge	140	7
Glastonbury	297	23	Plymouth	72	5	Woodbury	53	1
Goshen	11	1	Pomfret	18	0	Woodstock	31	0
Granby	32	0	Portland	75	4			
Greenwich	880	43	Preston	23	0			

APPENDIX B. The following graphs show the number of cases and deaths by race and ethnicity. Categories are mutually exclusive. The category “multiracial” includes people who answered ‘yes’ to more than one race category. NH=Non-Hispanic



The following graphs show the number of COVID-19 cases and COVID-19-associated deaths per 100,000 population by race and ethnicity. Crude rates represent the total cases or deaths per 100,000 people. Age-adjusted rates consider the age of the person at diagnosis or death when estimating the rate and use a standardized population to provide a fair comparison between population groups with different age distributions. Age-adjustment is important in Connecticut as the median age of among the non-Hispanic white population is 47 years, whereas it is 34 years among non-Hispanic blacks, and 29 years among Hispanics. Because most non-Hispanic white residents who died were over 75 years of age, the age-adjusted rates are lower than the unadjusted rates. In contrast, Hispanic residents who died tend to be younger than 75 years of age which results in higher age-adjusted rates.

The 2018 Connecticut and 2000 US Standard Million populations were used for age adjustment; population estimates from: [DPH Population Statistics](#). Categories are mutually exclusive. Cases missing data on race/ethnicity are excluded from calculation of rates. NH=Non-Hispanic



*Age adjusted rates only calculated for groups with at least 30 deaths