

 **Your web browser (Safari 4) is out of date.** Update your browser for more security, speed and the best experience on this site.

Update browser

Ignore

Health

COVID-19 MENU 

## What You Should Know

Get the Facts about COVID-19

### Current Situation in Hawaii

There have been 574 cases of COVID-19 identified in Hawaii. Of those cases, 9% have required hospitalization, and over 80% were residents returning from other areas.

**Update:** COVID-19 is spreading globally, nationally, and now locally. While the majority of cases identified in Hawaii have been introduced into our state by travelers, especially Hawaii residents, we all need to practice social distancing (i.e., maintaining at least 6 ft distance or 2 arm's length from others) as well as other important infection prevention measures (e.g., wash hands, clean surfaces regularly) to prevent widespread community transmission. Social distancing *can* reduce the spread of disease, prevent our healthcare system from being overburdened, and protect the most vulnerable members in our community from infection. [If you get sick, please stay home](#)—get rest and drink plenty of fluids. If you are older or have an underlying medical condition and become ill, call your doctor.

## Hawaii COVID-19 Cases

*Cumulative totals as of 12:00 noon on April 18, 2020*

### STATEWIDE

COVID-19 Positive\* Cases

<b>Total Cases</b>	<b>574</b> (21 newly reported)
Released from Isolation†	410
Required Hospitalization	51
Deaths	9

### BY COUNTY

COVID-19 Positive\* Cases

<b>HAWAII COUNTY</b>	
<b>Total Cases</b>	<b>61 total</b>

<b>HAWAII COUNTY</b>	
Released from Isolation†	33
Required Hospitalization	0
Deaths	0
<b>HONOLULU COUNTY</b>	
<b>Total Cases</b>	<b>382 total</b>
Released from Isolation†	309
Required Hospitalization	43
Deaths	6
<b>KAUAI COUNTY</b>	
<b>Total Cases</b>	<b>21 total</b>
Released from Isolation†	16
Required Hospitalization	1
Deaths	0
<b>MAUI COUNTY</b>	
<b>Total Cases</b>	<b>104 total</b>
Released from Isolation†	52
Required Hospitalization	7
Deaths	3
<b>HI Residents diagnosed outside of HI</b>	<b>6 total</b>
<b>County Pending</b>	<b>0 total</b>

\*includes presumptive and confirmed cases, data are preliminary and subject to change; note that CDC provides case counts according to states of residence.

†Isolation should be maintained until at least 3 days (72 hours) after resolution of fever and myalgia without the use of antipyretics OR at least 7 days have passed since symptom onset, whichever is longer.

## HAWAII COVID-19 EPI CURVE

(Updated daily by 12:00 noon)

Tableau display/performance may vary by browser and device. For best performance make sure you are running the latest version of your browser

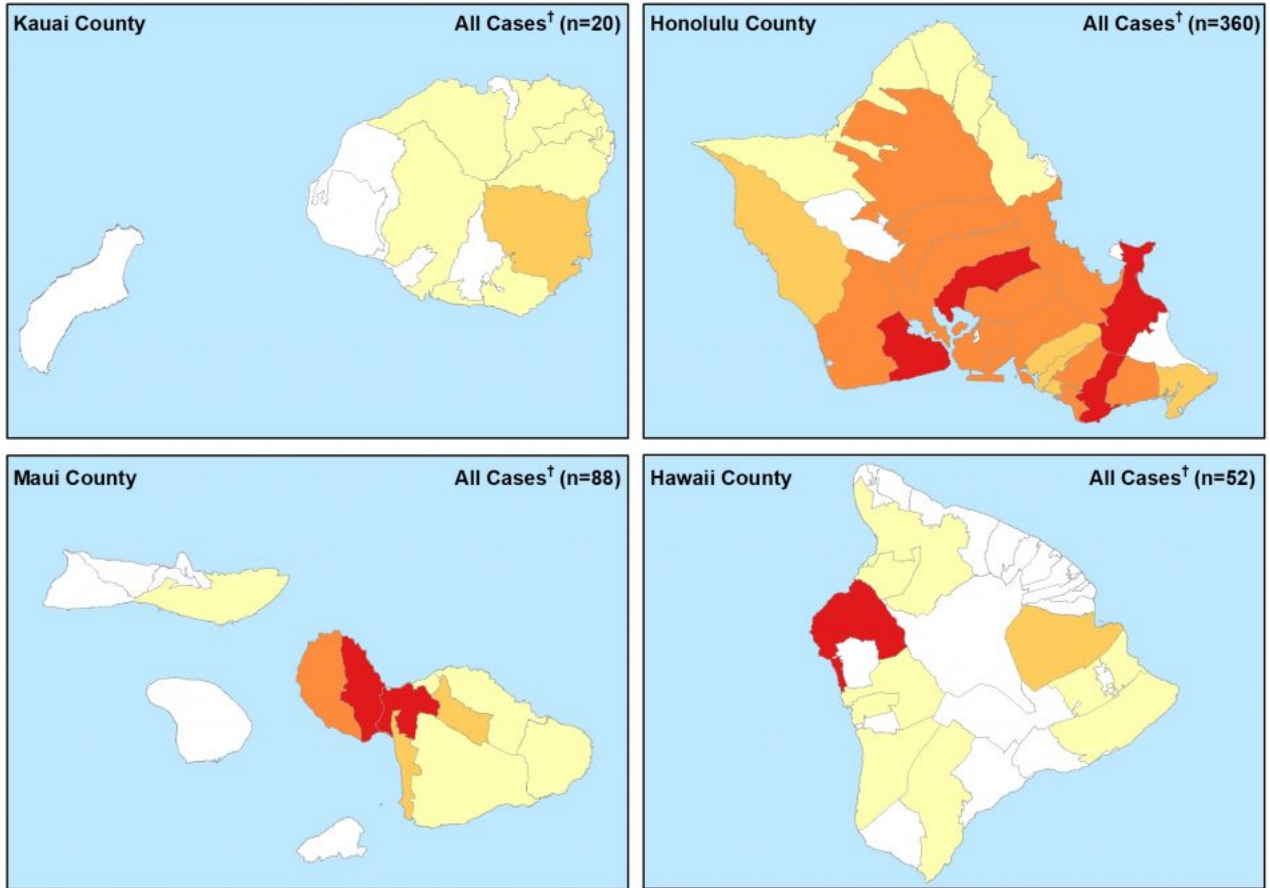
urred. If you continue to  
contact your Tableau

nd variable: URL  
: not a function

## HAWAII COVID-19 MAP

*(Updated daily by 12:00 noon) – As the number of cases increase, the number of cases represented by each color may change. Please check the map legend for the current map's breakdown.*

Coronavirus Disease 2019 (COVID-19) Confirmed Cases by ZIP Code Tabulation Area (ZCTA)\* (N=520)



\* Data as of April 17, 2020. Data are preliminary and subject to change. Includes all cases for which location data are available. Case location based on ZCTA of case residence or location stayed while in Hawaii

\*Does not imply that risk of transmission is isolated to these ZCTAs

## HAWAII COVID-19 CONFIRMED CASES BY AGE GROUP

(Updated daily by 12:00 noon)

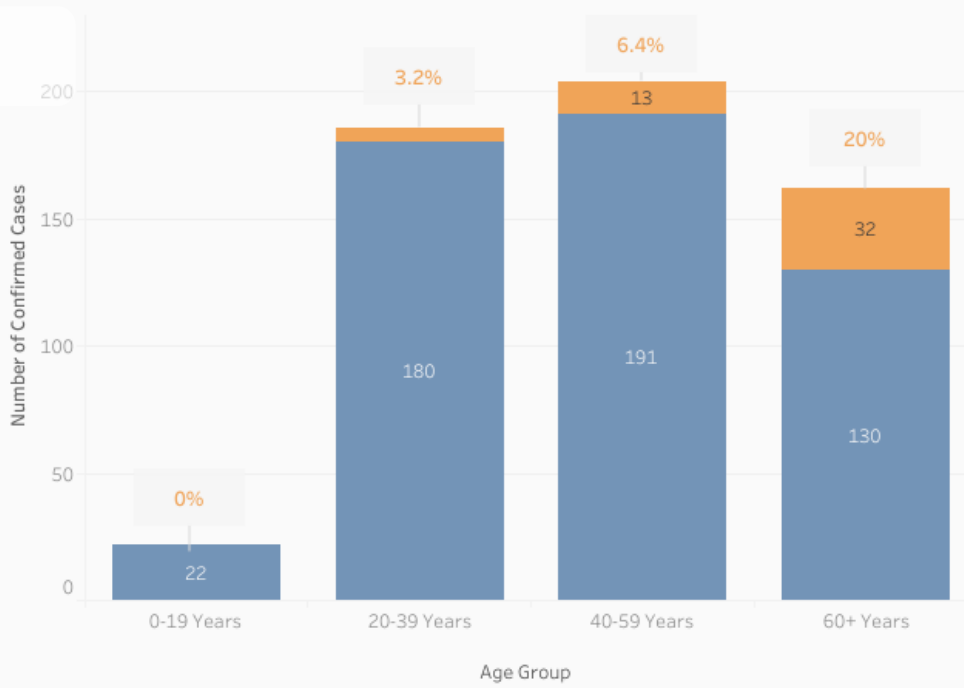
### Confirmed Cases of COVID-19 by Age Group and Hospitalization Status, Hawaii 2020 (N=574)

(as of April 17, 2020)

Required Hospitalization

Yes

No



+ a b l e a u

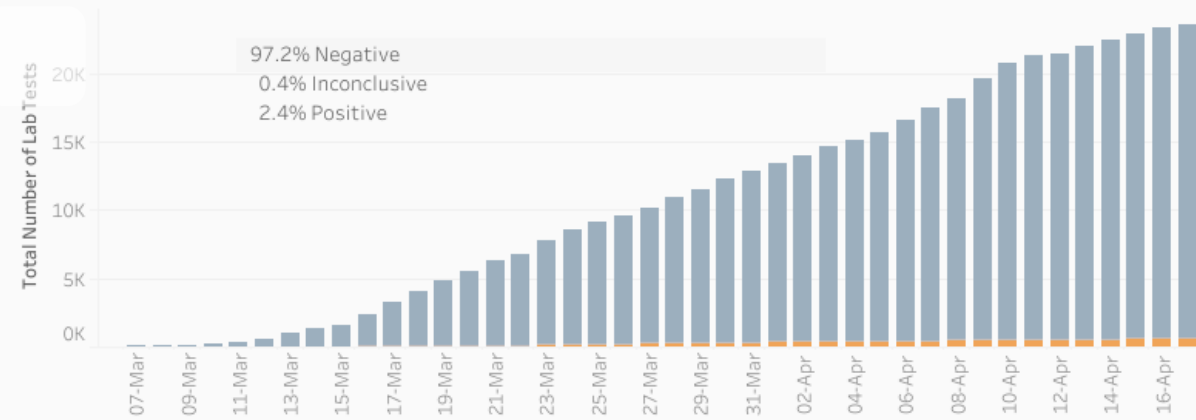
## HAWAII COVID-19 CUMULATIVE NUMBER OF REPORTED LAB TESTS

(Updated daily by 12:00 noon)

# Cumulative Number of Persons with Reported\* COVID-19 Laboratory Tests, Hawaii 2020

(N=23,617)

(as of April 17, 2020)



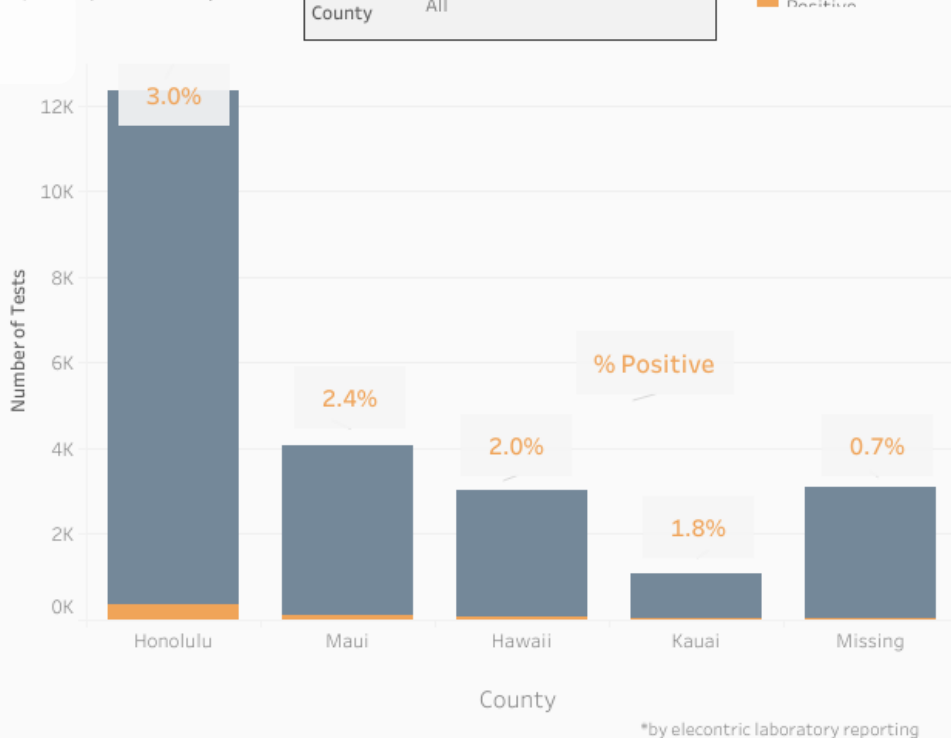
\* by electronic laboratory reporting

- Test Result**
- Negative
  - Inconclusive
  - Positive

## HAWAII COVID-19 LAB TESTING BY COUNTY

(Updated daily by 12:00 noon)

Number of Reported\* COVID-19 Laboratory Tests by County  
(N=23,617)  
(as of April 17, 2020)

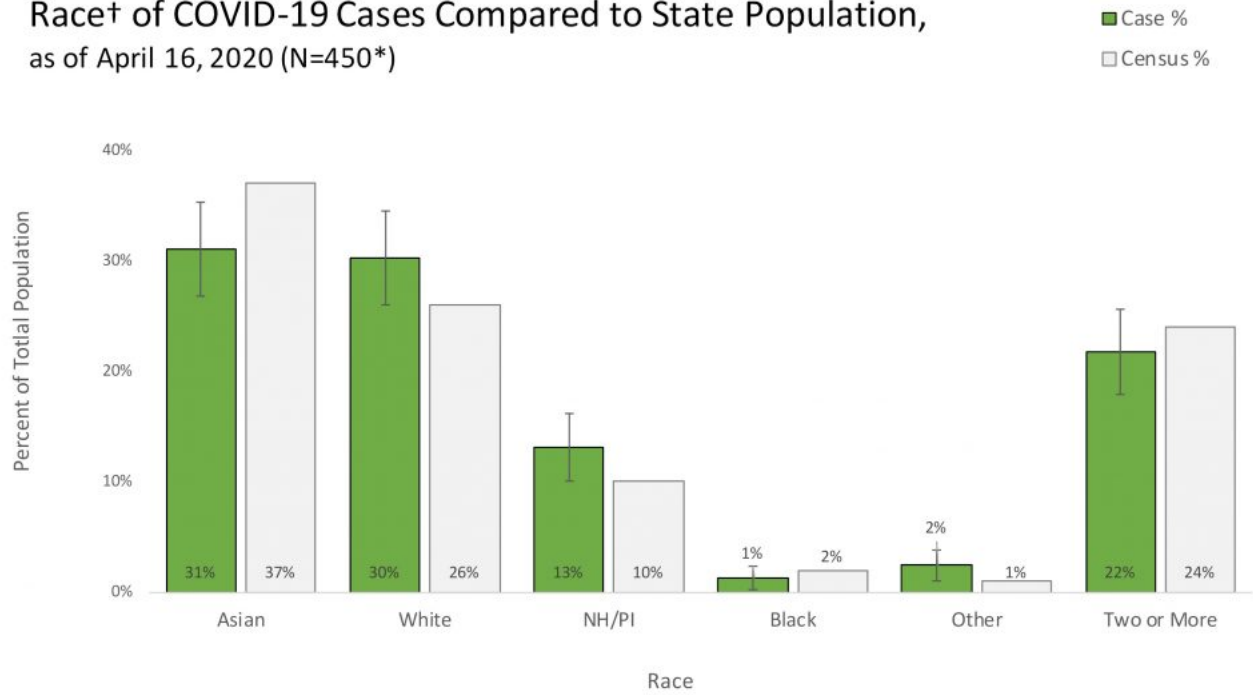


+ a b l e a u

## HAWAII COVID-19 CASES RACE COMPARED TO STATE POPULATION

(Updated weekly on Friday)

## Race† of COVID-19 Cases Compared to State Population, as of April 16, 2020 (N=450\*)



†Race alone, persons reporting multiple races represented by "Two or More"  
 \*Race missing for n=103 (19%) of cases  
 Error bars indicate 95% confidence limits

Official website for the State of Hawaii Department of Health, Disease Outbreak Control Division (DOCD) coronavirus COVID-19 response. Provides information including regular updates, Hawaii daily case counts, symptoms of disease, and prevention messaging.

Powered by [@hawaii.gov](https://www.hawaii.gov)

Copyright © 2020, State of Hawaii. All rights reserved.