

 **Your web browser (Safari 4) is out of date.** Update your browser for more security, speed and the best experience on this site.

Update browser

Ignore

Health

COVID-19 MENU 

What You Should Know

Get the Facts about COVID-19

Current Situation in Hawaii

There have been 586 cases of COVID-19 identified in Hawaii. Of those cases, 10% have required hospitalization, and over 80% were residents returning from other areas.

Update: COVID-19 is spreading globally, nationally, and now locally. While the majority of cases identified in Hawaii have been introduced into our state by travelers, especially Hawaii residents, we all need to practice social distancing (i.e., maintaining at least 6 ft distance or 2 arm's length from others) as well as other important infection prevention measures (e.g., wash hands, clean surfaces regularly) to prevent widespread community transmission. Social distancing *can* reduce the spread of disease, prevent our healthcare system from being overburdened, and protect the most vulnerable members in our community from infection. [If you get sick, please stay home](#)—get rest and drink plenty of fluids. If you are older or have an underlying medical condition and become ill, call your doctor.

Hawaii COVID-19 Cases

Cumulative totals as of 12:00 noon on April 21, 2020

STATEWIDE

COVID-19 Positive* Cases

Total Cases	586 (2 newly reported)
Released from Isolation†	437
Required Hospitalization	56
Deaths	12

BY COUNTY

COVID-19 Positive* Cases

HAWAII COUNTY	
Total Cases	64 total

HAWAII COUNTY	
Released from Isolation†	38
Required Hospitalization	0
Deaths	0
HONOLULU COUNTY	
Total Cases	385 total
Released from Isolation†	322
Required Hospitalization	48
Deaths	7
KAUAI COUNTY	
Total Cases	21 total
Released from Isolation†	17
Required Hospitalization	1
Deaths	0
MAUI COUNTY	
Total Cases	110 total
Released from Isolation†	60
Required Hospitalization	7
Deaths	5
HI Residents diagnosed outside of HI	6 total
County Pending	0 total

*includes presumptive and confirmed cases, data are preliminary and subject to change; note that CDC provides case counts according to states of residence.

†Isolation should be maintained until at least 3 days (72 hours) after resolution of fever and myalgia without the use of antipyretics OR at least 7 days have passed since symptom onset, whichever is longer.

HAWAII COVID-19 EPI CURVE

(Updated daily by 12:00 noon)

Tableau display/performance may vary by browser and device. For best performance make sure you are running the latest version of your browser

urred. If you continue to
contact your Tableau

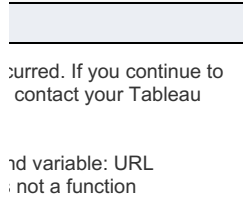
nd variable: URL
: not a function

HAWAII COVID-19 MAP

(Updated daily by 12:00 noon) – As the number of cases increase, the number of cases represented by each color may change. Please check the map legend for the current map's breakdown.

HAWAII COVID-19 CONFIRMED CASES BY AGE GROUP

(Updated daily by 12:00 noon)



HAWAII COVID-19 CUMULATIVE NUMBER OF REPORTED LAB TESTS

(Updated daily by 12:00 noon)

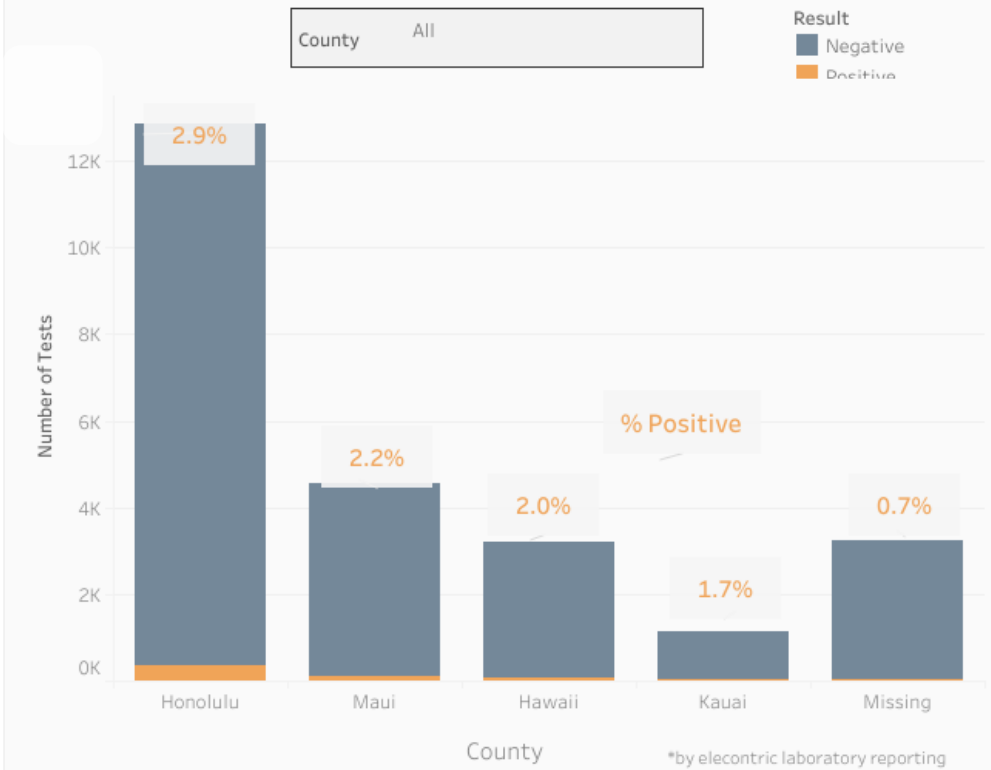
urred. If you continue to
contact your Tableau

nd variable: URL
: not a function

HAWAII COVID-19 LAB TESTING BY COUNTY

(Updated daily by 12:00 noon)

Number of Reported* COVID-19 Laboratory Tests by County, Hawaii 2020 (N=24,971)
(as of April 19, 2020)

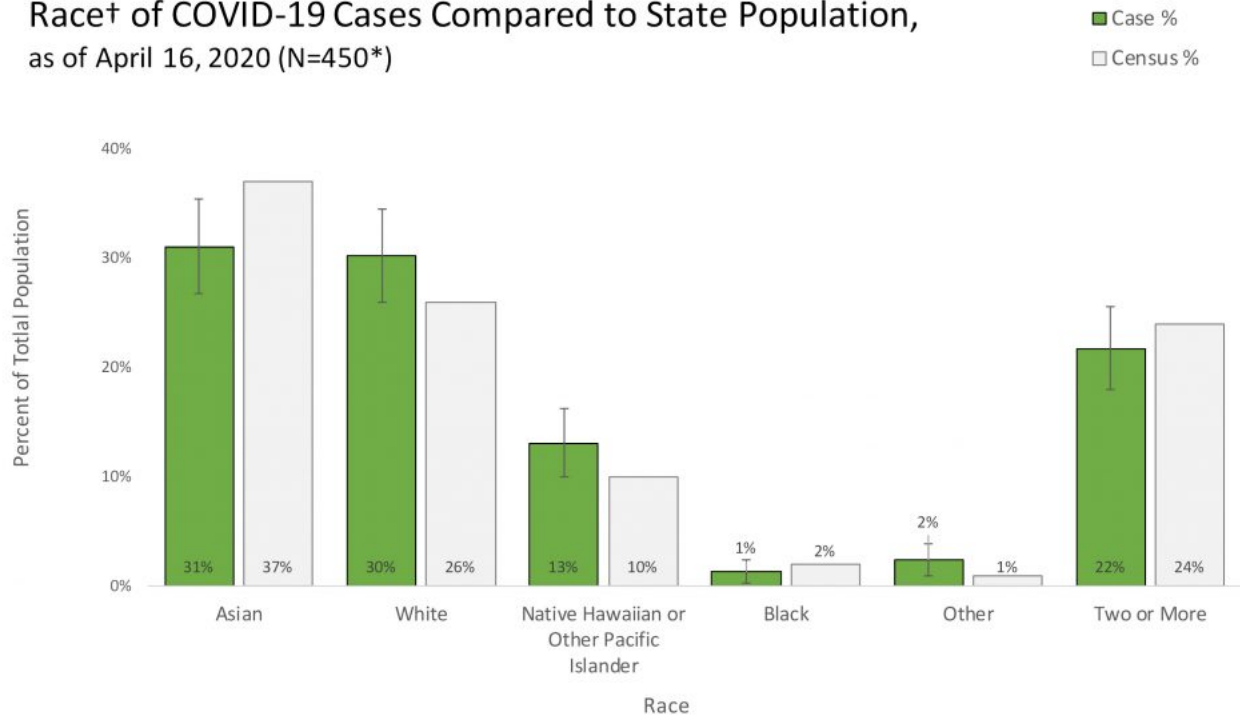


+ a b l e a u

HAWAII COVID-19 CASES RACE COMPARED TO STATE POPULATION

(Updated weekly on Friday)

Race† of COVID-19 Cases Compared to State Population, as of April 16, 2020 (N=450*)



†Race alone, persons reporting multiple races represented by "Two or More"

*Race missing for n=103 (19%) of cases

Error bars indicate 95% confidence limits

Official website for the State of Hawaii Department of Health, Disease Outbreak Control Division (DOCD) coronavirus COVID-19 response. Provides information including regular updates, Hawaii daily case counts, symptoms of disease, and prevention messaging.

Powered by [@hawaii.gov](https://hawaii.gov)

Copyright © 2020, State of Hawaii. All rights reserved.