

 **Your web browser (Safari 4) is out of date.** Update your browser for more security, speed and the best experience on this site.

[Update browser](#)

[Ignore](#)

Health

COVID-19 MENU 

## What You Should Know

Get the Facts about COVID-19

### Current Situation in Hawaii

There have been 613 cases of COVID-19 identified in Hawaii. Of those cases, 11% have required hospitalization, and over 80% were residents.

**Update:** COVID-19 is spreading globally, nationally, and now locally. While the majority of cases identified in Hawaii have been introduced into our state by travelers, especially Hawaii residents, we all need to practice social distancing (i.e., maintaining at least 6 ft distance or 2 arm's length from others) as well as other important infection prevention measures (e.g., wash hands, clean surfaces regularly) to prevent widespread community transmission. Social distancing *can* reduce the spread of disease, prevent our healthcare system from being overburdened, and protect the most vulnerable members in our community from infection. [If you get sick, please stay home](#)—get rest and drink plenty of fluids. If you are older or have an underlying medical condition and become ill, call your doctor.

### Contents

[County Tables](#)

[Laboratory Tests](#)

[Map of Cases](#)

[County Testing](#)

[Epidemic Curve](#)

[Race Data](#)

[Age/Hospitalization](#)

## HAWAII COVID-19 CASES

*Cumulative totals as of 12:00 noon on April 29, 2020*

### Statewide

COVID-19 Positive\* Cases

**Total Cases****613** (4 newly reported)

Released from Isolation†	516
Required Hospitalization	69
Deaths	16

**By County**

COVID-19 Positive\* Cases

**HAWAII COUNTY****Total Cases****70 total**

Released from Isolation†	53
Required Hospitalization	1
Deaths	0

**HONOLULU COUNTY****Total Cases****399 total**

Released from Isolation†	360
Required Hospitalization	53
Deaths	11

**KAUAI COUNTY****Total Cases****21 total**

Released from Isolation†	20
Required Hospitalization	1
Deaths	0

**MAUI COUNTY****Total Cases****115+ total**

Released from Isolation†	83
Required Hospitalization	14
Deaths	5

**HI Residents diagnosed outside of HI****8 total****County Pending****0 total**

\*includes presumptive and confirmed cases, data are preliminary and subject to change; note that CDC provides case counts according to states of residence.

†Isolation should be maintained until at least 3 days (72 hours) after resolution of fever and myalgia without the use of antipyretics OR at least 7 days have passed since symptom onset, whichever is longer.

One case is a Lanai resident who's exposure is on Maui Island and who will be remaining on Maui Island for the interim.

[^Back to top](#)

---

## HAWAII COVID-19 MAP

(Updated daily by 12:00 noon) [^Back to top](#)

*As the number of cases increase, the number of cases represented by each color may change. Please check the map legend for the current map's breakdown.*

▶ [Click here for embed code](#)

## HAWAII COVID-19 EPI CURVE

(Updated daily by 12:00 noon) [^Back to top](#)

*Tableau display/performance may vary by browser and device. For best performance make sure you are running the latest version of your browser*

urred. If you continue to  
contact your Tableau

nd variable: URL  
: not a function

## HAWAII COVID-19 CONFIRMED CASES BY AGE GROUP

(Updated daily by 12:00 noon) [^Back to top](#)

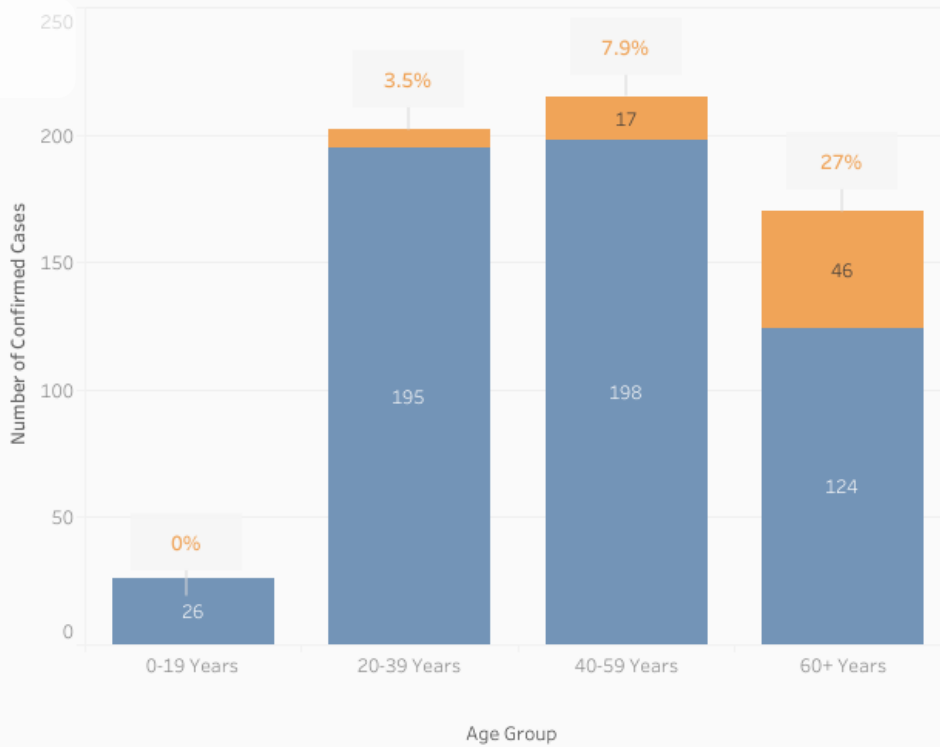
## Confirmed Cases of COVID-19 by Age Group and Hospitalization Status, Hawaii 2020 (N=613)

(as of April 28, 2020)

### Required Hospitalization

Yes

No



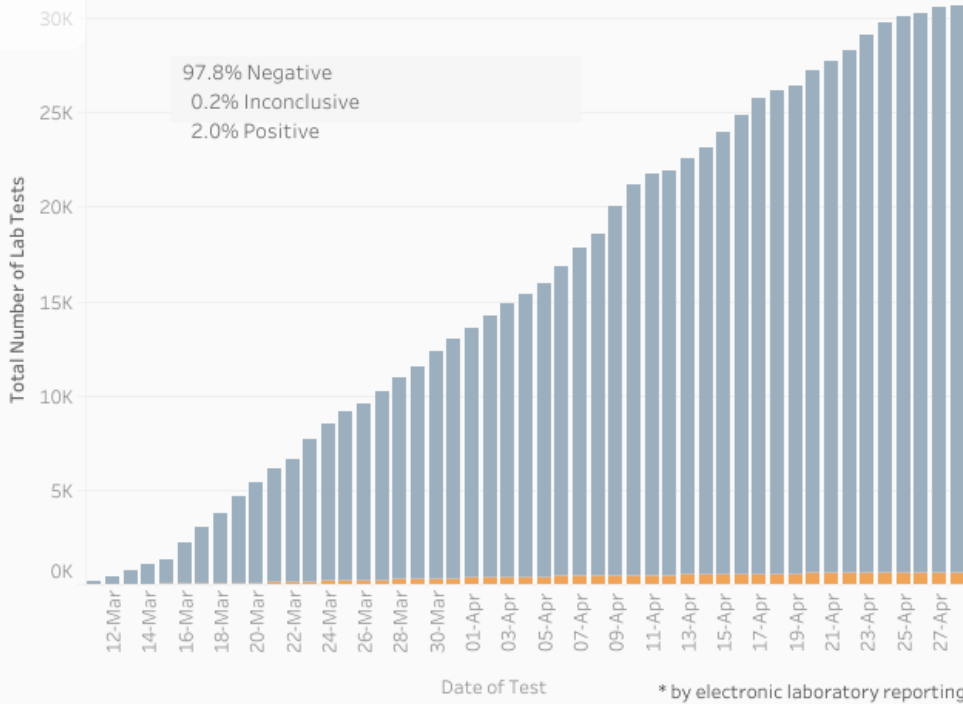
+ a b l e a u

## HAWAII COVID-19 CUMULATIVE NUMBER OF REPORTED LAB TESTS

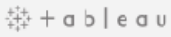
(Updated daily by 12:00 noon) [^Back to top](#)

Cumulative Number of Persons with Reported\*  
 COVID-19 Laboratory Tests, Hawaii 2020 (N=30,970)  
 (as of April 28, 2020)

Test Result  
 Negative  
 Inconclusive  
 Positive



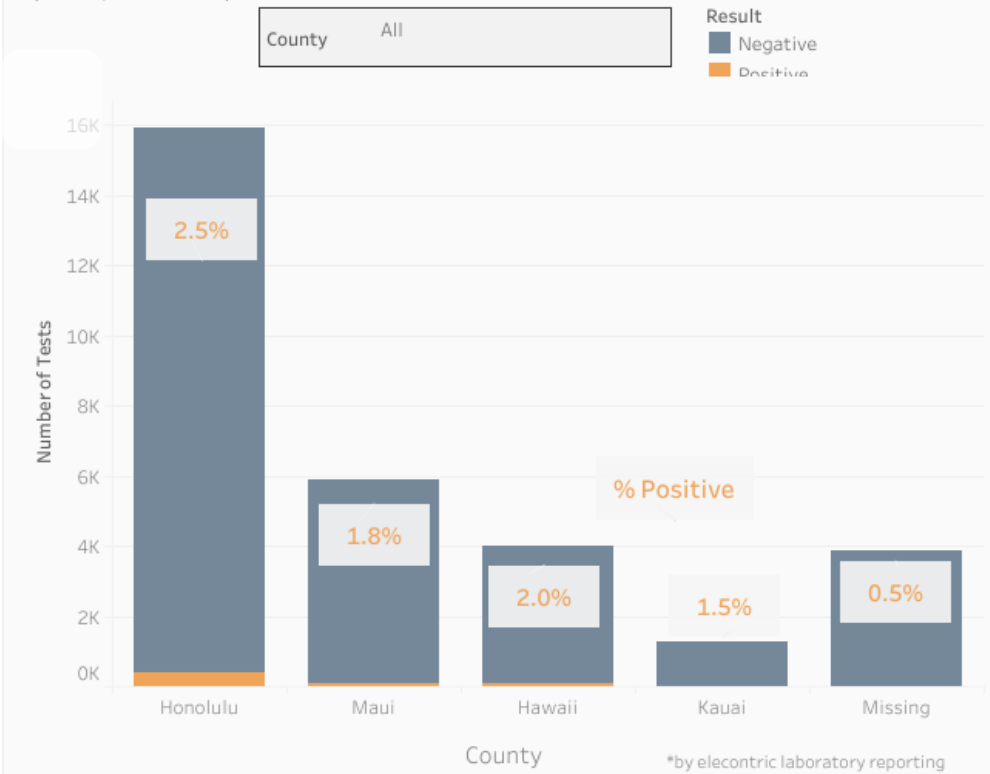
\* by electronic laboratory reporting



## HAWAII COVID-19 LAB TESTING BY COUNTY

(Updated daily by 12:00 noon) [^Back to top](#)

Number of Reported\* COVID-19 Laboratory Tests by County, Hawaii 2020 (N=30,970)  
(as of April 28, 2020)



+ a b l e a u

## HAWAII COVID-19 CASES' RACE COMPARED TO STATE POPULATION

(Updated weekly on Friday) [^Back to top](#)



Official website for the State of Hawaii Department of Health, Disease Outbreak Control Division (DOCD) coronavirus COVID-19 response. Provides information including regular updates, Hawaii daily case counts, symptoms of disease, and prevention messaging.

Powered by [@hawaii.gov](https://www.hawaii.gov)

Copyright © 2020, State of Hawaii. All rights reserved.