



What You Should Know

Get the Facts about COVID-19

Current Situation in Hawaii

There have been 629 cases of COVID-19 identified in Hawaii. Of those cases, 13% have required hospitalization, and 569 (90%) were residents.

Update: COVID-19 is spreading globally, nationally, and now locally. While the majority of cases identified in Hawaii have been introduced into our state by travelers, especially Hawaii residents, we all need to practice social distancing (i.e., maintaining at least 6 ft distance or 2 arm's length from others) as well as other important infection prevention measures (e.g., wash hands, clean surfaces regularly) to prevent widespread community transmission. Social distancing *can* reduce the spread of disease, prevent our healthcare system from being overburdened, and protect the most vulnerable members in our community from infection. If you get sick, please stay home—get rest and drink plenty of fluids. If you are older or have an underlying medical condition and become ill, call your doctor.

Contents

| |
|---------------------|
| County Tables |
| Laboratory Tests |
| Map of Cases |
| County Testing |
| Epidemic Curve |
| Race Data |
| Age/Hospitalization |

HAWAII COVID-19 CASES

Cumulative totals as of 12:00 noon on May 8, 2020

Statewide

COVID-19 Positive* Cases

| | |
|--------------------------|------------------------|
| Total Cases | 629 (0 newly reported) |
| Released from Isolation† | 548 |

| | |
|--------------------------|----|
| Required Hospitalization | 81 |
| Deaths | 17 |

By County

COVID-19 Positive* Cases

| | |
|---|------------|
| HAWAII COUNTY | |
| Total Cases | 74 total |
| Released from Isolation† | 67 |
| Required Hospitalization | 1 |
| Deaths | 0 |
| HONOLULU COUNTY | |
| Total Cases | 408 total |
| Released from Isolation† | 374 |
| Required Hospitalization | 56 |
| Deaths | 11 |
| KAUAI COUNTY | |
| Total Cases | 21 total |
| Released from Isolation† | 20 |
| Required Hospitalization | 1 |
| Deaths | 0 |
| MAUI COUNTY | |
| Total Cases | 116‡ total |
| Released from Isolation† | 87 |
| Required Hospitalization | 22 |
| Deaths | 6 |
| HI Residents diagnosed outside of HI | |
| Required Hospitalization | 1 |
| County Pending | |
| 0 total | |

*Includes presumptive and confirmed cases, data are preliminary and subject to change; note that CDC provides case counts according to states of residence.

†Includes cases that meet isolation release criteria (Isolation should be maintained until at least 3 days (72 hours) after resolution of fever and myalgia without the use of antipyretics OR at least 10 days have passed since symptom onset, whichever is longer). (The cases that have died and one case that has left the jurisdiction have been removed from these counts).

†One case is a Lanai resident whose exposure is on Maui Island and who will be remaining on Maui Island for the interim.

[^Back to top](#)

HAWAII COVID-19 MAP

(Updated daily by 12:00 noon) [^Back to top](#)

As the number of cases increase, the number of cases represented by each color may change. Please check the map legend for the current map's breakdown.

▶ [Click here for embed code](#)

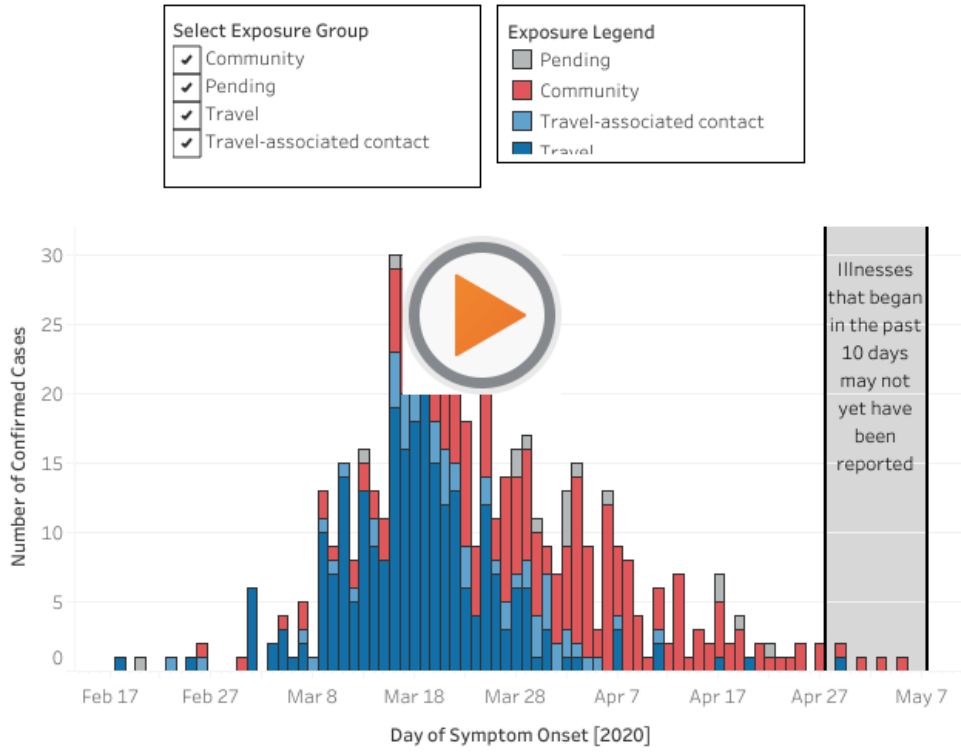
HAWAII COVID-19 EPI CURVE

(Updated daily by 12:00 noon) [^Back to top](#)

Tableau display/performance may vary by browser and device. For best performance make sure you are running the latest version of your browser

Confirmed COVID-19 Cases by Exposure, Hawaii 2020 (N=563)

Data as of May 7, 2020. All data is preliminary and some cases may not yet be included because of missing or pe..



+ a b l e a u

HAWAII COVID-19 CONFIRMED CASES BY AGE GROUP

(Updated daily by 12:00 noon) [^Back to top](#)

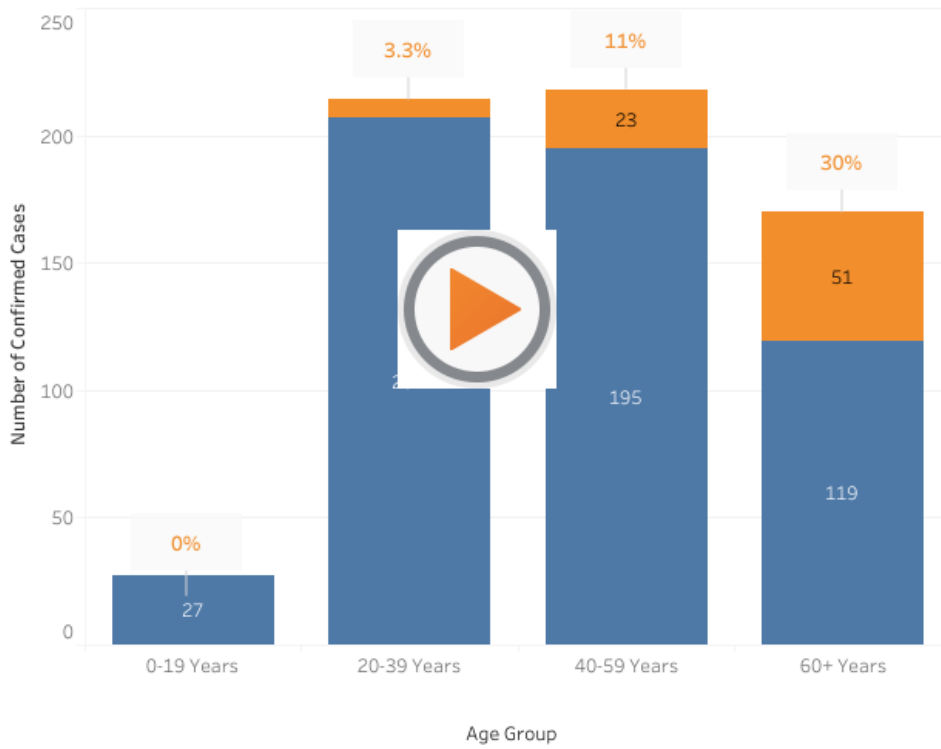
Confirmed Cases of COVID-19 by Age Group and Hospitalization Status, Hawaii 2020 (N=629)

(as of May 7, 2020)

Required Hospitalization

Yes

No



+ a b l e a u

HAWAII COVID-19 CUMULATIVE NUMBER OF REPORTED LAB TESTS

(Updated daily by 12:00 noon) [^Back to top](#)

Cumulative Number of Persons with Reported* COVID-19 Laboratory Tests, Hawaii 2020

(N=36,262)

(as of May 7, 2020)



* by electronic laboratory reporting

- Test Result
- Negative
 - Inconclusive
 - Positive

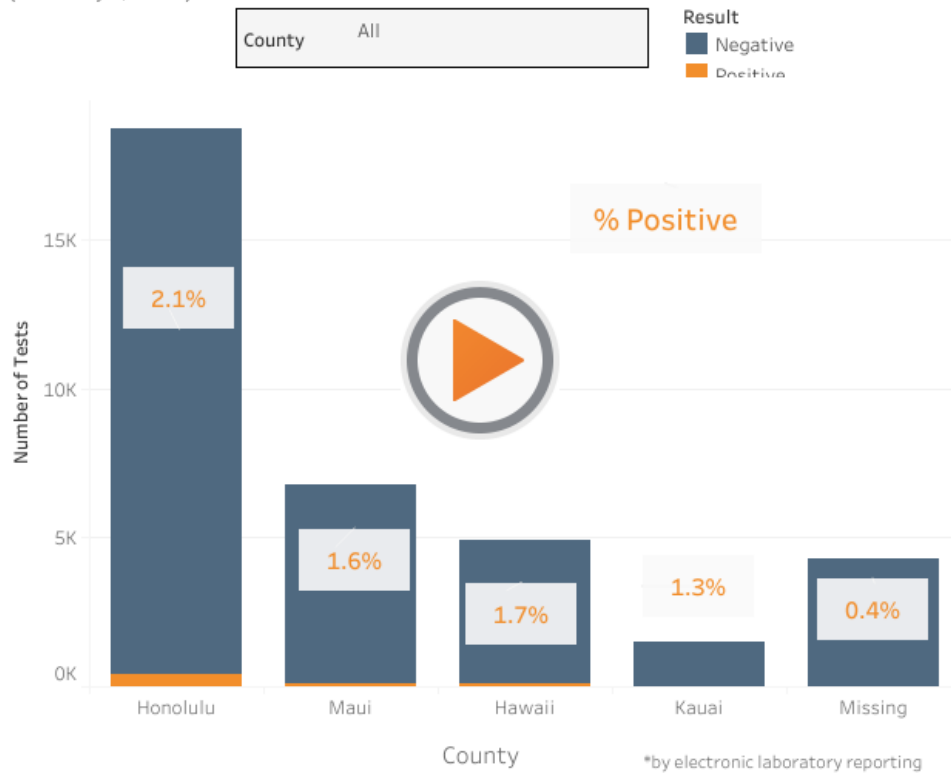
+ a b | e a u

Please note: A technical error in the ELR reporting resulted in over-counting of some tests over the past week. The issue has been corrected.

HAWAII COVID-19 LAB TESTING BY COUNTY

(Updated daily by 12:00 noon) [^Back to top](#)

Number of Reported* COVID-19 Laboratory Tests by County, Hawaii 2020 (N=36,262)
 (as of May 7, 2020)



+ a b l e a u

Please note: A technical error in the ELR reporting resulted in over-counting of some tests over the past week. The issue has been corrected.

HAWAII COVID-19 CASES' RACE COMPARED TO STATE POPULATION

(Updated weekly on Friday) [^Back to top](#)

Race* of COVID-19 Cases Compared to State Population (N=588†)

(as of May 7, 2020)



*Race alone, "Two or More" represents multiple/mixed race
 †Race missing for n=41 (7%) of cases
 Horizontal bands indicate 95% confidence limits for Case %



Official website for the State of Hawaii Department of Health, Disease Outbreak Control Division (DOCD) coronavirus COVID-19 response. Provides information including regular updates, Hawaii daily case counts, symptoms of disease, and prevention messaging.

Powered by [@hawaii.gov](https://www.hawaii.gov)

Copyright © 2020, State of Hawaii. All rights reserved.

You need javascript enabled to view this content or go to [source URL](#).