



What You Should Know

Get the Facts about COVID-19

Current Situation in Hawaii

There have been 640 cases of COVID-19 identified in Hawaii. Of those cases, 13% have required hospitalization, and 579 (90%) were residents.

Update: COVID-19 is spreading globally, nationally, and now locally. While the majority of cases identified in Hawaii have been introduced into our state by travelers, especially Hawaii residents, we all need to practice social distancing (i.e., maintaining at least 6 ft distance or 2 arm's length from others) as well as other important infection prevention measures (e.g., wash hands, clean surfaces regularly) to prevent widespread community transmission. Social distancing *can* reduce the spread of disease, prevent our healthcare system from being overburdened, and protect the most vulnerable members in our community from infection. If you get sick, please stay home—get rest and drink plenty of fluids. If you are older or have an underlying medical condition and become ill, call your doctor.

Contents

| |
|---------------------|
| County Tables |
| Laboratory Tests |
| Map of Cases |
| Race Data |
| Epidemic Curve |
| Age/Hospitalization |

HAWAII COVID-19 CASES

Cumulative totals as of 12:00 noon on May 18, 2020

Statewide

COVID-19 Positive* Cases

| | |
|--------------------------|-------------------------------|
| Total Cases | 640 (0 newly reported) |
| Released from Isolation† | 574 |
| Required Hospitalization | 82 |

| | |
|--------|----|
| Deaths | 17 |
|--------|----|

By County

COVID-19 Positive* Cases

| HAWAII COUNTY | |
|---|-------------------|
| Total Cases | 77 total |
| Released from Isolation† | 75 |
| Required Hospitalization | 1 |
| Deaths | 0 |
| HONOLULU COUNTY | |
| Total Cases | 415 total |
| Released from Isolation† | 383 |
| Required Hospitalization | 57 |
| Deaths | 11 |
| KAUAI COUNTY | |
| Total Cases | 21 total |
| Released from Isolation† | 20 |
| Required Hospitalization | 1 |
| Deaths | 0 |
| MAUI COUNTY | |
| Total Cases | 117‡ total |
| Released from Isolation† | 96 |
| Required Hospitalization | 22 |
| Deaths | 6 |
| HI Residents diagnosed outside of HI | |
| Required Hospitalization | 1 |

| | |
|-----------------------|----------------|
| County Pending | 0 total |
|-----------------------|----------------|

*Positive cases include presumptive and confirmed cases, and Hawaii residents and non-residents; data are preliminary and subject to change. Note that CDC provides case counts according to states of residence.

†Includes cases that meet isolation release criteria (Isolation should be maintained until at least 3 days (72 hours) after resolution of fever and myalgia without the use of antipyretics OR at least 10 days have passed since symptom onset, whichever is longer). (The cases that have died and one case that has left the jurisdiction have been removed from these counts).

‡One case is a Lanai resident whose exposure is on Maui Island and who will be remaining on Maui Island for the interim.

[^Back to top](#)

HAWAII COVID-19 MAP

(Updated daily by 12:00 noon) [^Back to top](#)

As the number of cases increase, the number of cases represented by each color may change. Please check the map legend for the current map's breakdown.

► [Click here for embed code](#)

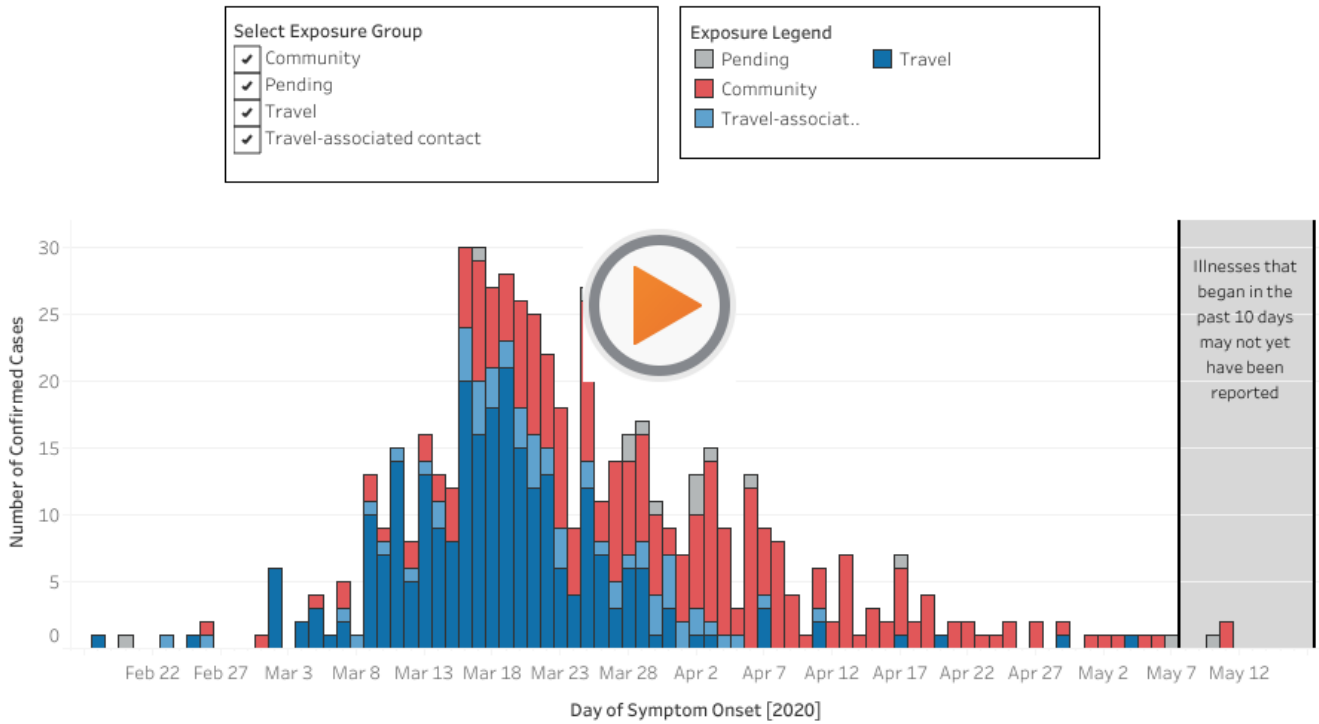
HAWAII COVID-19 EPI CURVE

(Updated daily by 12:00 noon) [^Back to top](#)

Tableau display/performance may vary by browser and device. For best performance make sure you are running the latest version of your browser

Confirmed COVID-19 Cases by Exposure, Hawaii 2020 (N=572)

Data as of May 17, 2020. Some cases may not yet be included because of missing or pending data.



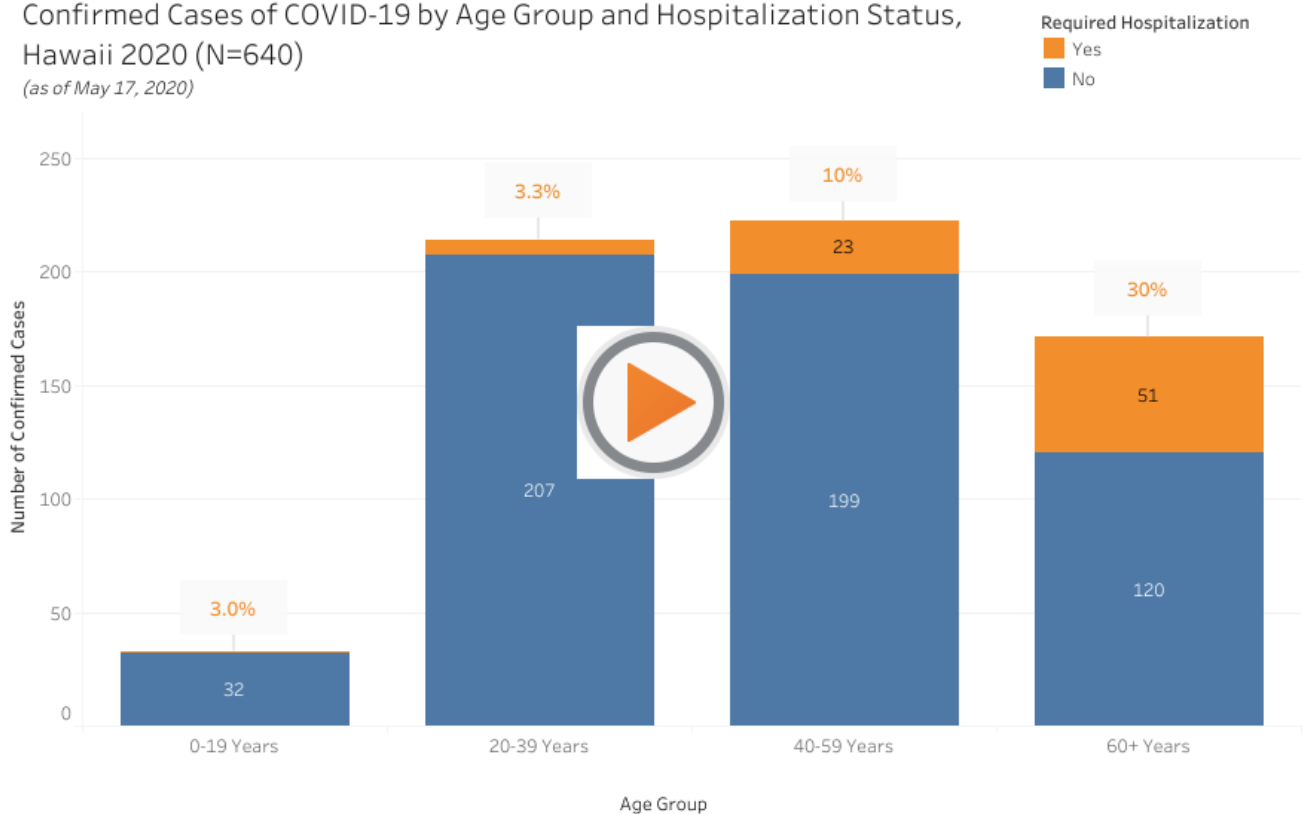
+ a b | e a u

HAWAII COVID-19 CONFIRMED CASES BY AGE GROUP

(Updated daily by 12:00 noon) [^Back to top](#)

Confirmed Cases of COVID-19 by Age Group and Hospitalization Status, Hawaii 2020 (N=640)

(as of May 17, 2020)



+ a b | e a u

HAWAII COVID-19 TESTING

(Updated daily by 12:00 noon) [^Back to top](#)

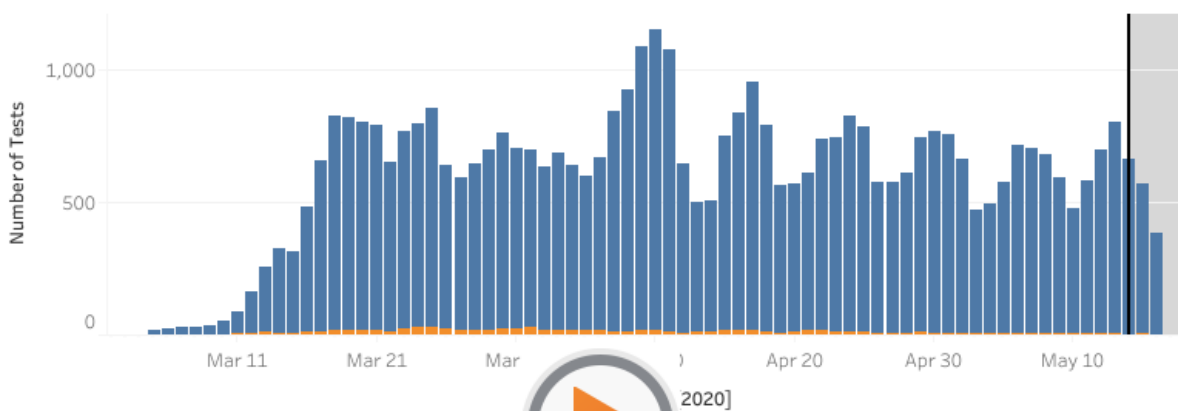
COVID-19 Testing* in Hawaii, 2020

Updated May 18, 2020

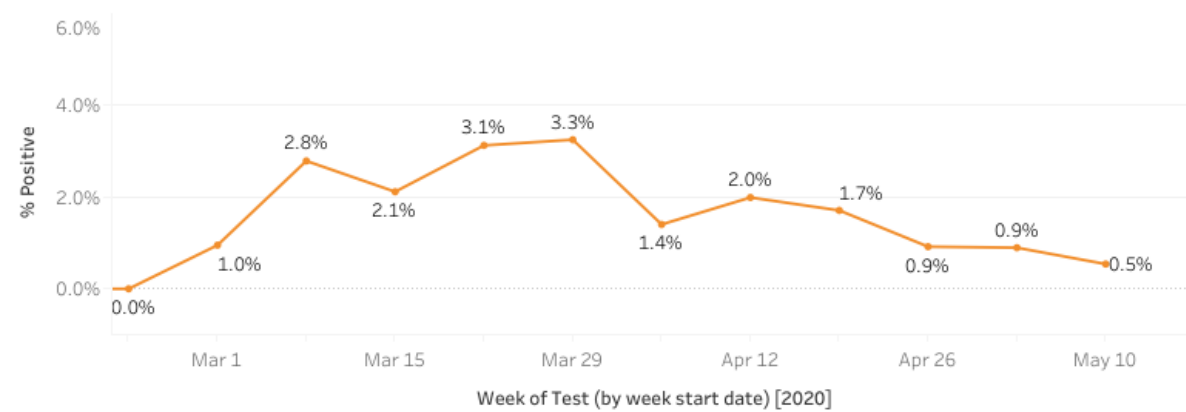
Total Number of Tests Performed:

45,023

County
All



Result
■ Negative
■ Positive



Footnotes:

- * Based on electronic laboratory reporting; based on a 3-day moving average; individuals can contribute multiple positive or negative tests
- + Tests performed in the previous 3-5 days may not yet have been reported

HAWAII COVID-19 CASES' RACE COMPARED TO STATE POPULATION

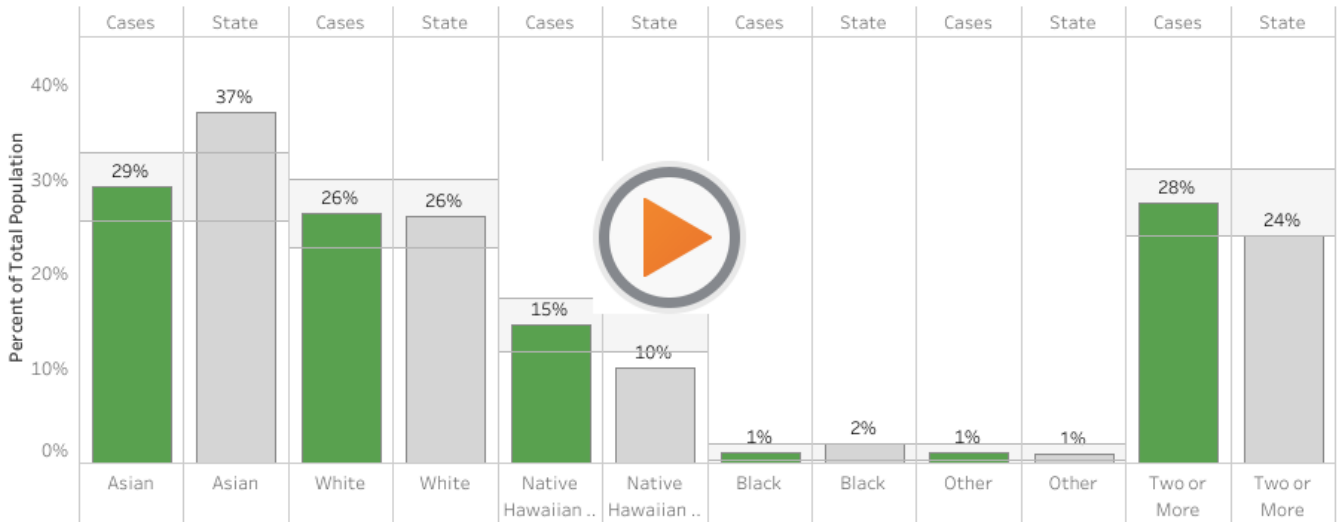
(Updated weekly on Friday) [^Back to top](#)

Race* of COVID-19 Cases Compared to State Population (N=596†)


(as of May 14, 2020)

Legend
■ Cases
■ State

Race



*Race alone, "Two or More" represents multiple/mixed race
 †Race missing for n=42 (7%) of cases
 Horizontal bands indicate 95% confidence limits for Case %



Official website for the State of Hawaii Department of Health, Disease Outbreak Control Division (DOCD) coronavirus COVID-19 response. Provides information including regular updates, Hawaii daily case counts, symptoms of disease, and prevention messaging.

Powered by [@hawaii.gov](#)

Copyright © 2020, State of Hawaii. All rights reserved.

You need javascript enabled to view this content or go to [source URL](#).