



## What You Should Know

Get the Facts about COVID-19

### Current Situation in Hawaii

There have been 644 cases of COVID-19 identified in Hawaii. Of those cases, 13% have required hospitalization, and 582 (91%) were residents.

**Update:** COVID-19 is spreading globally, nationally, and now locally. While the majority of cases identified in Hawaii have been introduced into our state by travelers, especially Hawaii residents, we all need to practice social distancing (i.e., maintaining at least 6 ft distance or 2 arm’s length from others) as well as other important infection prevention measures (e.g., wash hands, clean surfaces regularly) to prevent widespread community transmission. Social distancing *can* reduce the spread of disease, prevent our healthcare system from being overburdened, and protect the most vulnerable members in our community from infection. If you get sick, please stay home—get rest and drink plenty of fluids. If you are older or have an underlying medical condition and become ill, call your doctor.

#### Contents

County Tables
Epidemic Curve
Map of Cases
Race Data
Laboratory Tests
Age/Hospitalization

## HAWAII COVID-19 CASES

*Cumulative totals as of 12:00 noon on May 27, 2020*

### Statewide

COVID-19 Positive\* Cases

<b>Total Cases</b>	<b>644</b> (1 newly reported)
Released from Isolation†	600
Required Hospitalization	83

---

Deaths

17

---

## By County

COVID-19 Positive\* Cases

### HAWAII COUNTY

**Total Cases**

**82 total**

---

Released from Isolation†

81

---

Required Hospitalization

1

---

Deaths

0

---

### HONOLULU COUNTY

**Total Cases**

**414 total**

---

Released from Isolation†

394

---

Required Hospitalization

58

---

Deaths

11

---

### KAUAI COUNTY

**Total Cases**

**20 total**

---

Released from Isolation†

19

---

Required Hospitalization

1

---

Deaths

0

---

### MAUI COUNTY

**Total Cases**

**118‡ total**

---

Released from Isolation†

106

---

Required Hospitalization

22

---

Deaths

6

---

### HI Residents diagnosed outside of HI

**10 total**

---

Required Hospitalization	
--------------------------	--

1

### County Pending

**0 total**

\*Positive cases include presumptive and confirmed cases, and Hawaii residents and non-residents; data are preliminary and subject to change. Note that CDC provides case counts according to states of residence.

†Includes cases that meet isolation release criteria (Isolation should be maintained until at least 3 days (72 hours) after resolution of fever and myalgia without the use of antipyretics OR at least 10 days have passed since symptom onset, whichever is longer). (The cases that have died and one case that has left the jurisdiction have been removed from these counts).

‡One case is a Lanai resident whose exposure is on Maui Island and who will be remaining on Maui Island for the interim.

[^Back to top](#)

---

## HAWAII COVID-19 MAP

(Updated daily by 12:00 noon) [^Back to top](#)

*As the number of cases increase, the number of cases represented by each color may change. Please check the map legend for the current map's breakdown.*

► [Click here for embed code](#)

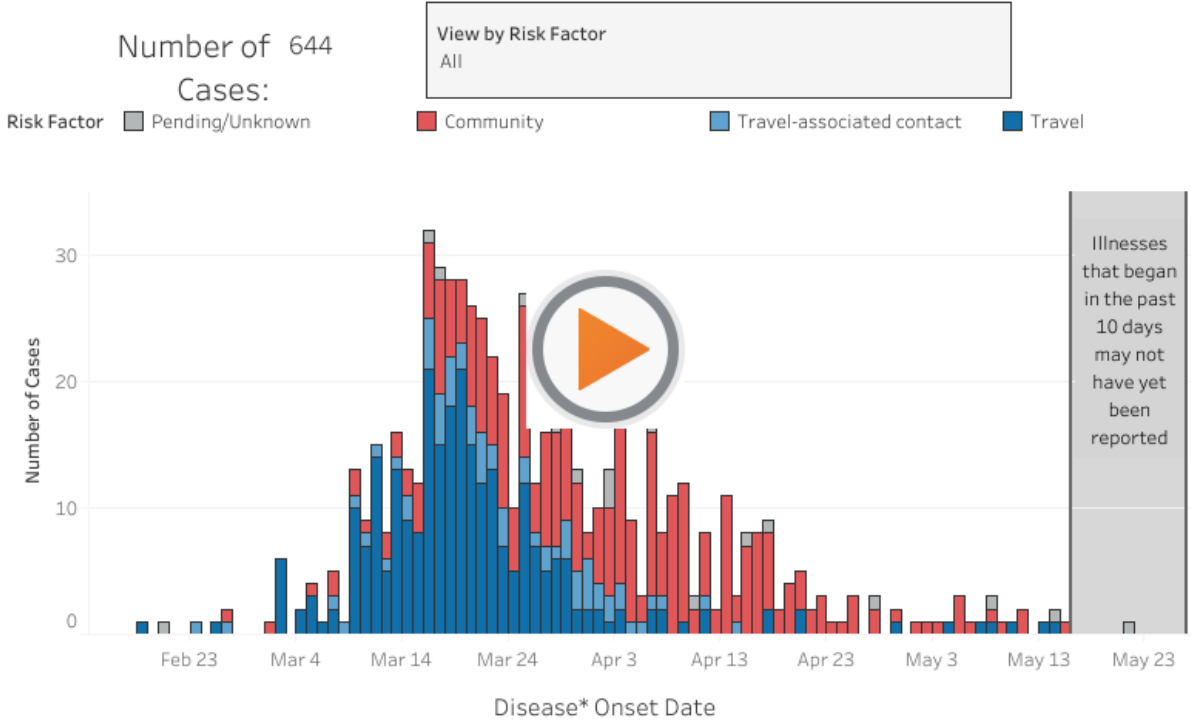
## HAWAII COVID-19 EPI CURVE

(Updated daily by 12:00 noon) [^Back to top](#)

*Tableau display/performance may vary by browser and device. For best performance make sure you are running the latest version of your browser*

# COVID-19 Epidemic Curve, Hawaii 2020

Updated May 27, 2020



\* When symptom onset date is not available, test date is used  
(Note: previously published epidemic curves were based on symptom onset date and omitted persons with no symptoms)

+ a b l e a u

## HAWAII COVID-19 CONFIRMED CASES BY AGE GROUP

(Updated every Monday) [^Back to top](#)

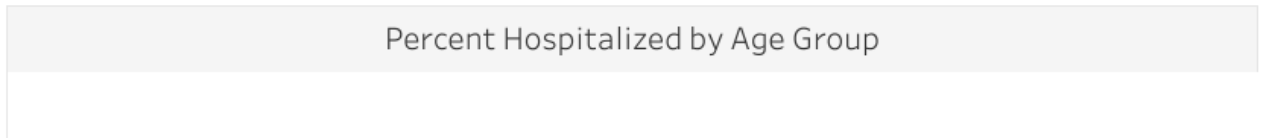
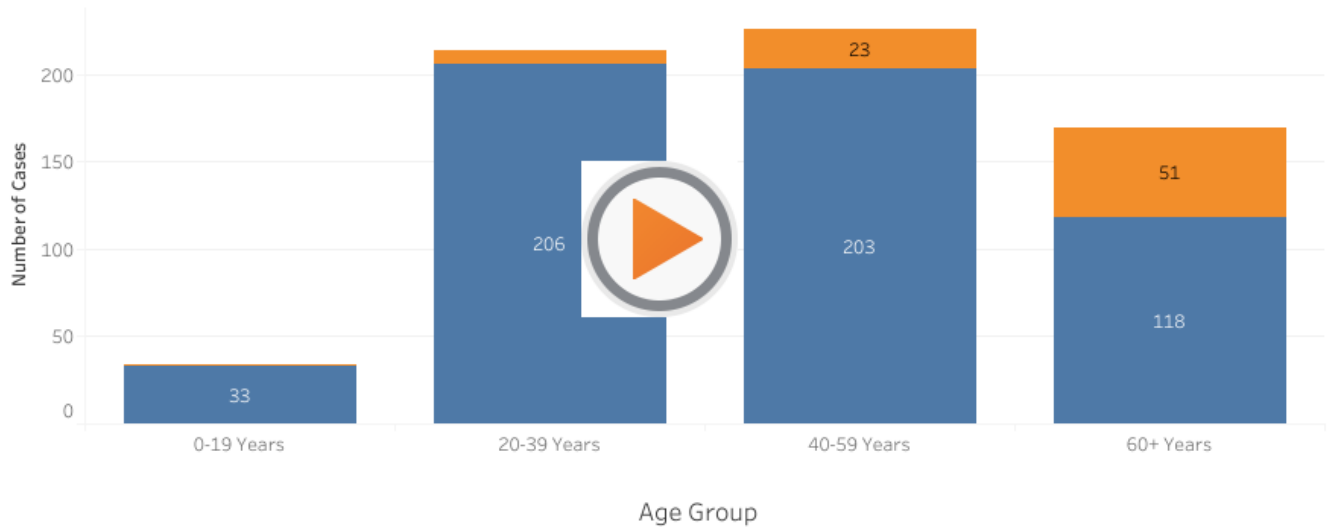
# Age and Hospitalization Status of COVID-19 Cases, Hawaii 2020

Updated May 25, 2020

Total Count: 643

View by Hospitalization Status  
All

Legend: Required Hospitalization  
Yes  
No



+ a b l e a u

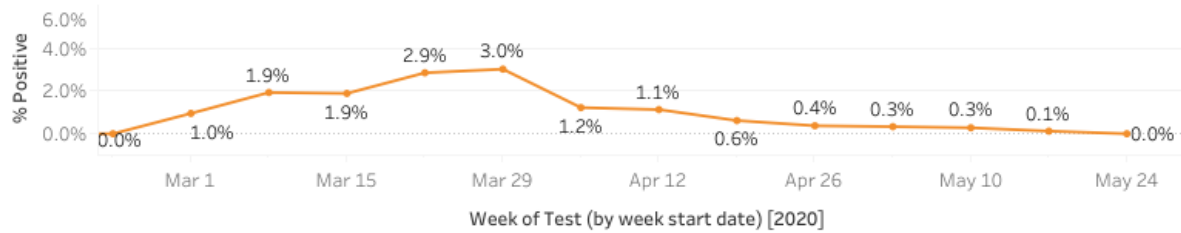
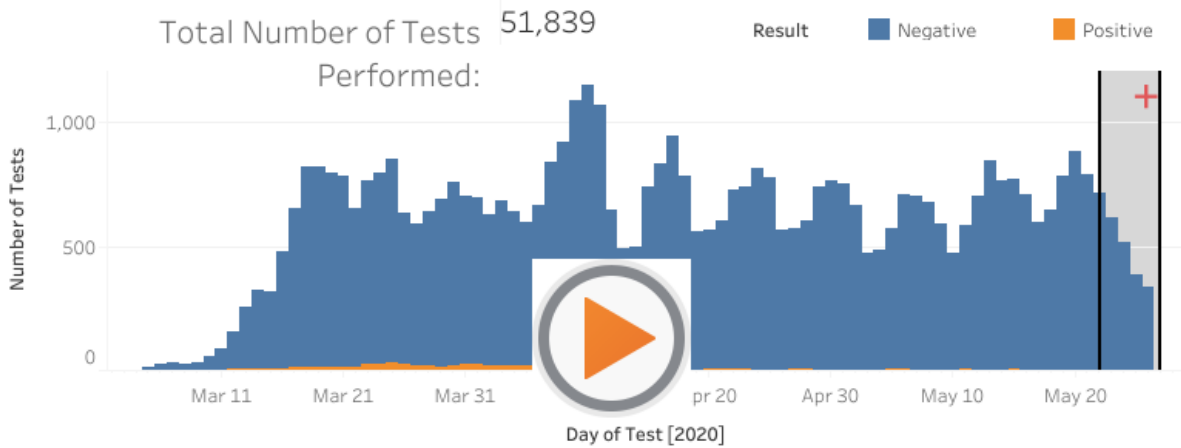
## HAWAII COVID-19 TESTING

(Updated daily by 12:00 noon) [^Back to top](#)

# COVID-19 Testing\* in Hawaii, 2020

Updated May 27, 2020

County:



**Footnotes:**

\* Based on electronic laboratory reporting; based on a 3-day moving average; individuals can contribute multiple negative tests but only one positive

test:

⚠️ Tests performed in the previous 3-5 days may not yet have been reported

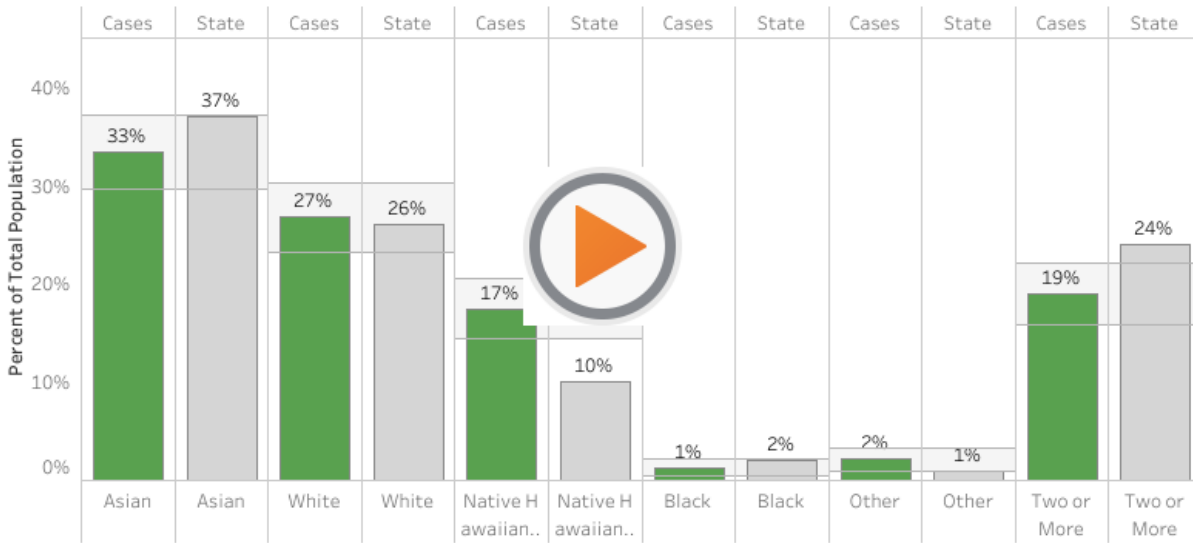
## HAWAII COVID-19 CASES' RACE COMPARED TO STATE POPULATION

(Updated weekly on Friday) [^Back to top](#)

# Race\* of COVID-19 Cases Compared to State Population..

Legend  
■ Cases  
■ State

Race All



\* Race alone, "Two or More" represents multiple/mixed race  
 † Excludes 40 cases with no race information available  
 Horizontal bands indicate 95% confidence limits for Case %

📊 + a b l e a u

Official website for the State of Hawaii Department of Health, Disease Outbreak Control Division (DOCD) coronavirus COVID-19 response. Provides information including regular updates, Hawaii daily case counts, symptoms of disease, and prevention messaging.

Powered by @hawaii.gov

Copyright © 2020, State of Hawaii. All rights reserved.

You need javascript enabled to view this content or go to [source URL](#).