

State of Hawai'i – Department of Health



Current Situation in Hawaii

There have been 653 cases of COVID-19 identified in Hawaii. Of those cases, 13% have required hospitalization, and 590 (91%) were residents.

Update: COVID-19 is spreading globally, nationally, and now locally. While the majority of cases identified in Hawaii have been introduced into our state by travelers, especially Hawaii residents, we all need to practice social distancing (i.e., maintaining at least 6 ft distance or 2 arm’s length from others) as well as other important infection prevention measures (e.g., wash hands, clean surfaces regularly) to prevent widespread community transmission. Social distancing *can* reduce the spread of disease, prevent our healthcare system from being overburdened, and protect the most vulnerable members in our community from infection. If you get sick, please stay home—get rest and drink plenty of fluids. If you are older or have an underlying medical condition and become ill, call your doctor.

Contents

County Tables	Map of Cases	Laboratory Tests
Epidemic Curve	Race Data	Age/Hospitalization

HAWAII COVID-19 CASES

Cumulative totals as of 12:00 noon on June 3, 2020

Statewide

COVID-19 Positive* Cases

Total Cases	653^{††} (1 newly reported)
Released from Isolation†	612

Required Hospitalization	83
--------------------------	----

Deaths	17
--------	----

By County COVID-19 Positive* Cases

HAWAII COUNTY

Total Cases	81 total
--------------------	-----------------

Released from Isolation†	81
--------------------------	----

Required Hospitalization	1
--------------------------	---

Deaths	0
--------	---

HONOLULU COUNTY

Total Cases	423 total
--------------------	------------------

Released from Isolation†	401
--------------------------	-----

Required Hospitalization	58
--------------------------	----

Deaths	11
--------	----

KAUAI COUNTY

Total Cases	20 total
--------------------	-----------------

Released from Isolation†	19
--------------------------	----

Required Hospitalization	1
--------------------------	---

Deaths	0
--------	---

MAUI COUNTY

Total Cases	119‡ total
--------------------	-------------------

Released from Isolation†	111
--------------------------	-----

Required Hospitalization	22
--------------------------	----

Deaths	6
--------	---

HI Residents diagnosed outside of HI

10 total

Required Hospitalization	1
--------------------------	---

County Pending

0 total

*Positive cases include presumptive and confirmed cases, and Hawaii residents and non-residents; data are preliminary and subject to change. Note that CDC provides case counts according to states of residence.

†Includes cases that meet isolation release criteria (Isolation should be maintained until at least 3 days (72 hours) after resolution of fever and myalgia without the use of antipyretics OR at least 10 days have passed since symptom onset, whichever is longer). (The cases that have died and one case that has left the jurisdiction have been removed from these counts).

‡One case is a Lanai resident whose exposure is on Maui Island and who will be remaining on Maui Island for the interim.

††As a result of updated testing information, one case was removed from the counts.

[^Back to top](#)

HAWAII COVID-19 MAP

(Updated daily by 12:00 noon) [^Back to top](#)

As the number of cases increase, the number of cases represented by each color may change. Please check the map legend for the current map's breakdown.

```
<span data-mce-type="bookmark" style="display: inline-block; width: 0px; overflow: hidden; line-height: 0;" class="mce_SELRES_start"></span>
```

[Click here for embed code](#)

```
<style>.embed-container {position: relative; padding-bottom: 67%; height: 0; max-width: 100%;} .embed-container iframe, .embed-container object, .embed-container iframe{position: absolute; top: 0; left: 0; width: 100%; height: 100%;} small{position: absolute; z-index: 40; bottom: 0; margin-bottom: 0px;}</style>  
<div class="embed-container"><iframe title="Coronavirus Disease 2019 (COVID-19) Confirmed Cases by ZIP Code Tabulation Area (ZCTA)" src="http://arcgis.com/apps/op dashboard/index.html#/5ee39822d5a14d4db73ef058314d6b22" width="600" height="600" frameborder="0" marginwidth="0" marginheight="0" scrolling="no"><span data-mce-type="bookmark" style="display: inline-block; width: 0px; overflow: hidden; line-height: 0;" class="mce_SELRES_start"></span></iframe></div>
```

HAWAII COVID-19 EPI CURVE

(Updated daily by 12:00 noon) [^Back to top](#)

Tableau display/performance may vary by browser and device. For best performance make sure you are running the latest version of your browser

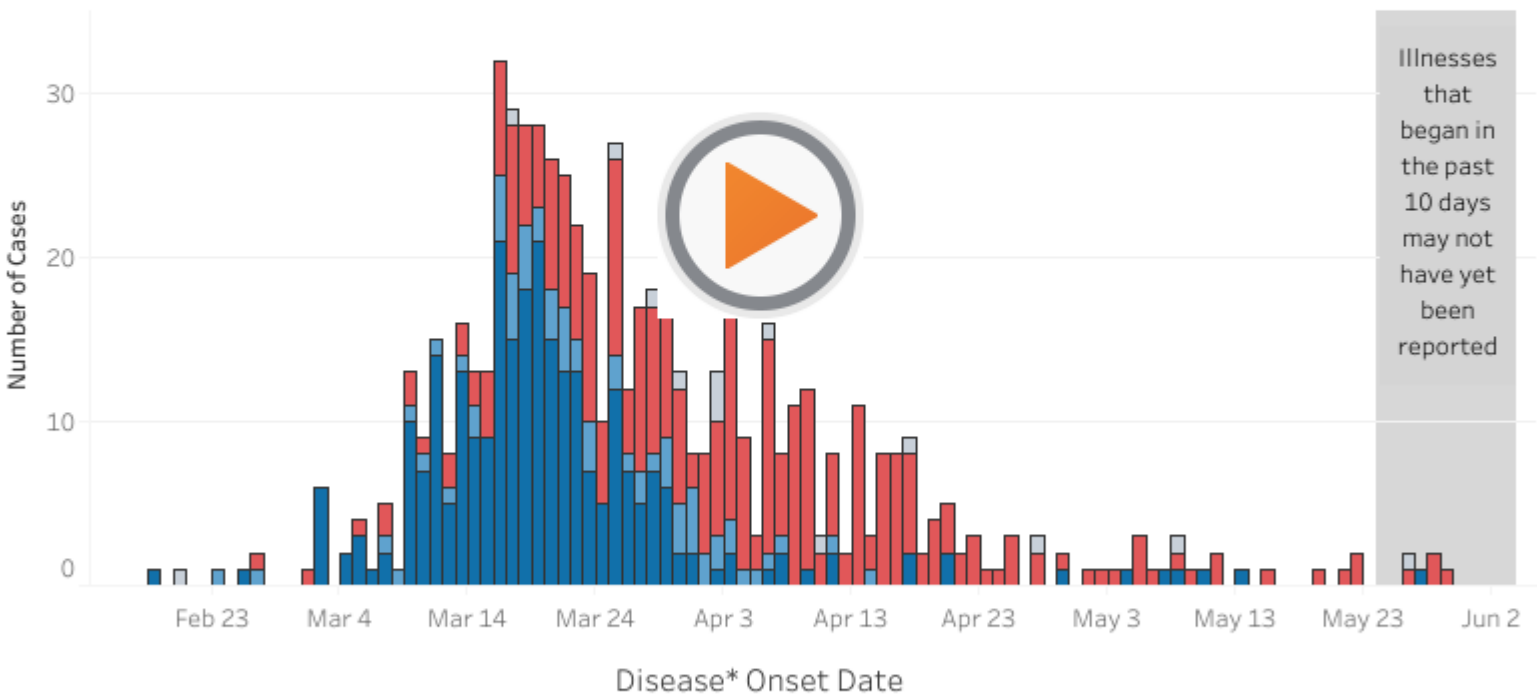
COVID-19 Epidemic Curve, Hawaii 2020

Updated June 3, 2020

Number of Cases: 653

View by Risk Factor
All

Risk Factor Pending/Unknown Community Travel-associated contact Travel



* When symptom onset date is not available, test date is used

+ a b | e a u

HAWAII COVID-19 CONFIRMED CASES BY AGE GROUP

(Updated every Monday) [^Back to top](#)

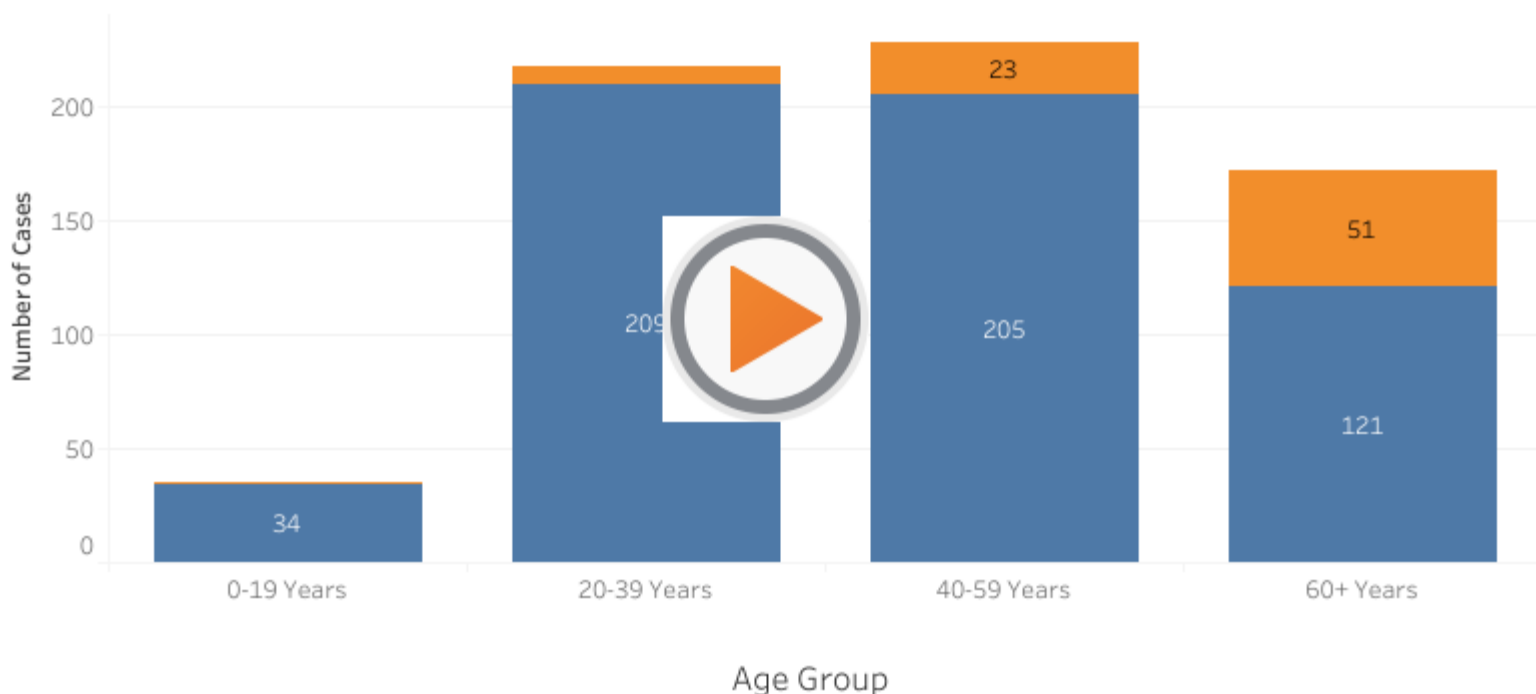
Age and Hospitalization Status of COVID-19 Cases, Hawaii 2020

Updated June 1, 2020

Total Count: 652

View by Hospitalization Status
All

Legend: Required Hospitalizati..
Yes
No



Percent Hospitalized by Age Group

+ a b | e a u

HAWAII COVID-19 TESTING

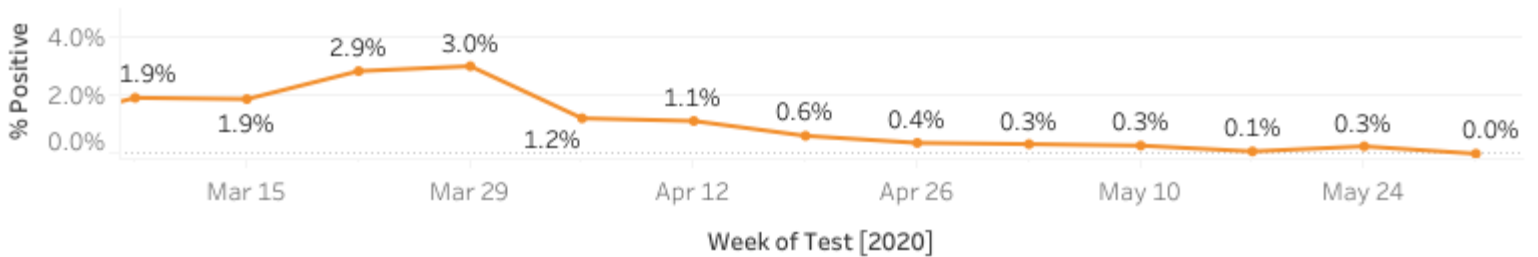
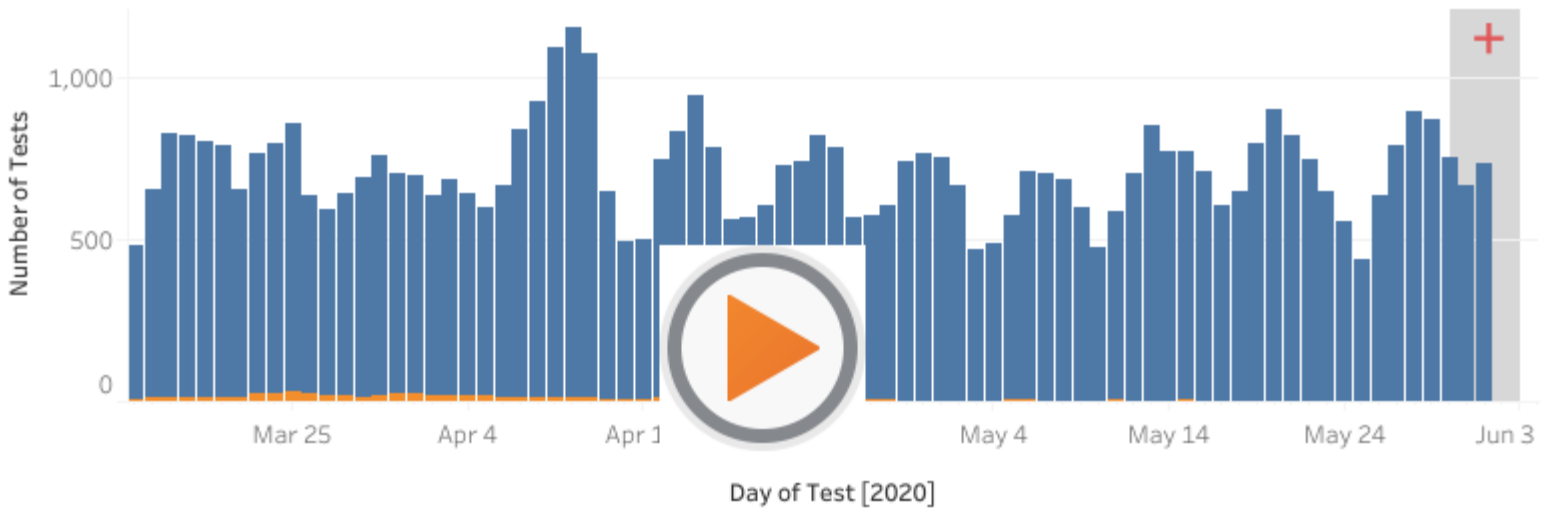
(Updated daily by 12:00 noon) [^Back to top](#)

COVID-19 Testing* in Hawaii, 2020

Number of Tests Performed: 57,942

All
 Select Cou..

Result
 Negative Positive



Footnotes:

* Based on electronic laboratory reporting; based on a 3-day moving average; individuals can contribute multiple negative tests but only one positive test;

† Tests performed in the previous 3-5 days may not yet have been reported

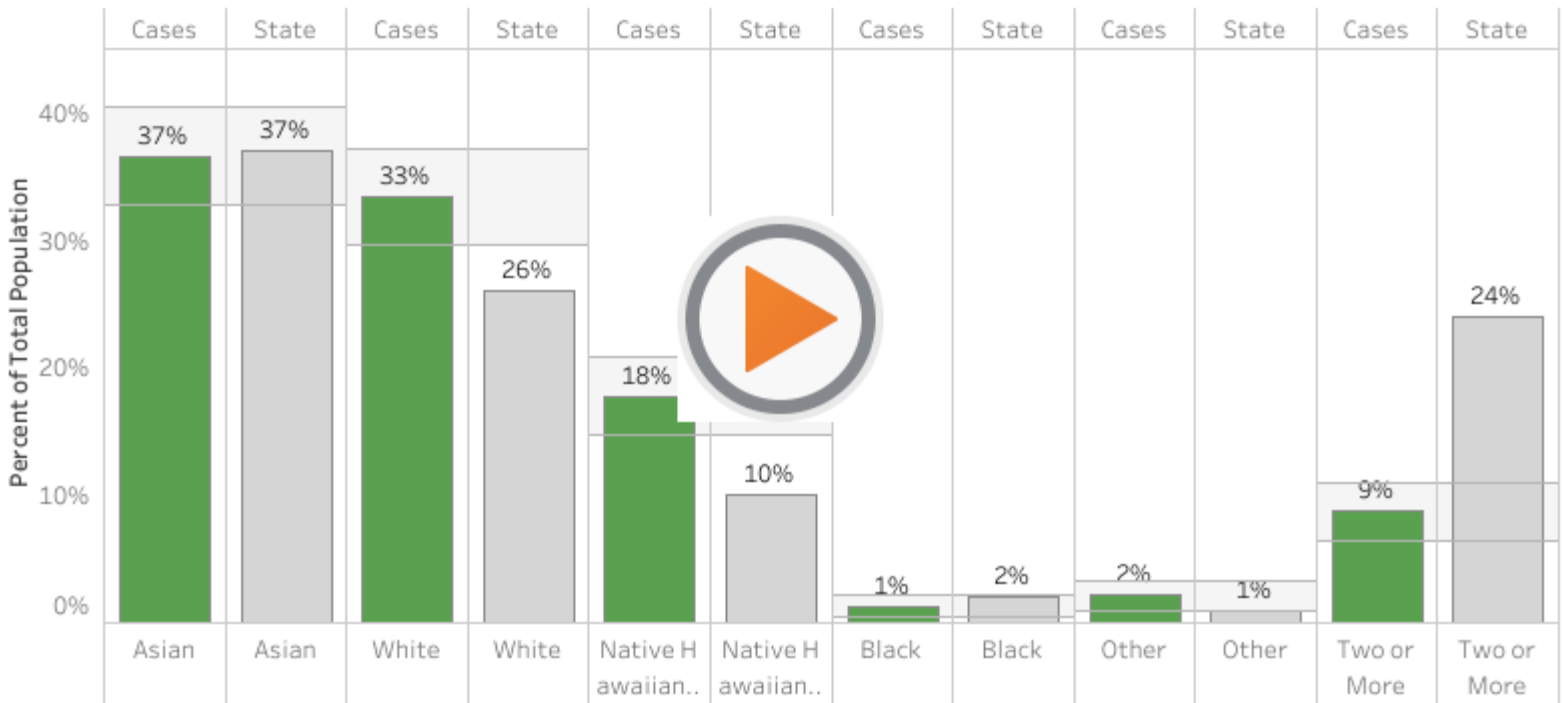
HAWAII COVID-19 CASES' RACE COMPARED TO STATE POPULATION

(Updated weekly on Friday) [^Back to top](#)

Race* of COVID-19 Cases Compared to State Population..

Legend
■ Cases
■ State

Race	All
------	-----



* Race alone, "Two or More" represents multiple/mixed race
 † Excludes 40 cases (6%) with no race information available
 Horizontal bands indicate 95% confidence limits for Case %

You need javascript enabled to view this content or go to source URL.