

# State of Hawai'i – Department of Health



# Current Situation in Hawaii

There have been 676 cases of COVID-19 identified in Hawaii. Of those cases, 12% have required hospitalization, and 613 (91%) were residents.

**Update:** COVID-19 is spreading globally, nationally, and now locally. While the majority of cases identified in Hawaii have been introduced into our state by travelers, especially Hawaii residents, we all need to practice social distancing (i.e., maintaining at least 6 ft distance or 2 arm’s length from others) as well as other important infection prevention measures (e.g., wash hands, clean surfaces regularly) to prevent widespread community transmission. Social distancing *can* reduce the spread of disease, prevent our healthcare system from being overburdened, and protect the most vulnerable members in our community from infection. If you get sick, please stay home—get rest and drink plenty of fluids. If you are older or have an underlying medical condition and become ill, call your doctor.

## Contents

County Tables	Map of Cases	Laboratory Tests
Epidemic Curve	Race Data	Age/Hospitalization

# HAWAII COVID-19 CASES

*Cumulative totals as of 12:00 noon on June 8, 2020*

## Statewide

COVID-19 Positive\* Cases

<b>Total Cases</b>	<b>676</b> (1 newly reported)
Released from Isolation†	618

Required Hospitalization	84
--------------------------	----

Deaths	17
--------	----

## By County COVID-19 Positive\* Cases

### HAWAII COUNTY

<b>Total Cases</b>	<b>81 total</b>
--------------------	-----------------

Released from Isolation†	81
--------------------------	----

Required Hospitalization	1
--------------------------	---

Deaths	0
--------	---

### HONOLULU COUNTY

<b>Total Cases</b>	<b>442 total</b>
--------------------	------------------

Released from Isolation†	404
--------------------------	-----

Required Hospitalization	59
--------------------------	----

Deaths	11
--------	----

### KAUAI COUNTY

<b>Total Cases</b>	<b>21 total</b>
--------------------	-----------------

Released from Isolation†	20
--------------------------	----

Required Hospitalization	1
--------------------------	---

Deaths	0
--------	---

### MAUI COUNTY

<b>Total Cases</b>	<b>120‡ total</b>
--------------------	-------------------

Released from Isolation†	113
--------------------------	-----

Required Hospitalization	22
--------------------------	----

Deaths	6
--------	---

## HI Residents diagnosed outside of HI

**12 total**

Required Hospitalization	1
--------------------------	---

## County Pending

**0 total**

\*Positive cases include presumptive and confirmed cases, and Hawaii residents and non-residents; data are preliminary and subject to change. Note that CDC provides case counts according to states of residence.

†Includes cases that meet isolation release criteria (Isolation should be maintained until at least 3 days (72 hours) after resolution of fever and myalgia without the use of antipyretics OR at least 10 days have passed since symptom onset, whichever is longer). (The cases that have died and one case that has left the jurisdiction have been removed from these counts).

‡One case is a Lanai resident whose exposure is on Maui Island and who will be remaining on Maui Island for the interim.

[^Back to top](#)

---

# HAWAII COVID-19 MAP

(Updated daily by 12:00 noon) [^Back to top](#)

*As the number of cases increase, the number of cases represented by each color may change. Please check the map legend for the current map's breakdown.*

```
<span data-mce-type="bookmark" style="display: inline-block; width: 0px; overflow: hidden; line-height: 0;" class="mce_SELRES_start"></span>
```

[Click here for embed code](#)

```
<style>.embed-container {position: relative; padding-bottom: 67%; height: 0; max-width: 100%;} .embed-container iframe, .embed-container object, .embed-container iframe{position: absolute; top: 0; left: 0; width: 100%; height: 100%;} small{position: absolute; z-index: 40; bottom: 0; margin-bottom: 0px;}</style>  
<div class="embed-container"><iframe title="Coronavirus Disease 2019 (COVID-19) Confirmed Cases by ZIP Code Tabulation Area (ZCTA)" src="http://arcgis.com/apps/opsdashboard/index.html#/5ee39822d5a14d4db73ef058314d6b22" width="600" height="600" frameborder="0" marginwidth="0" marginheight="0" scrolling="no"><span data-mce-type="bookmark" style="display: inline-block; width: 0px; overflow: hidden; line-height: 0;" class="mce_SELRES_start"></span></iframe></div>
```


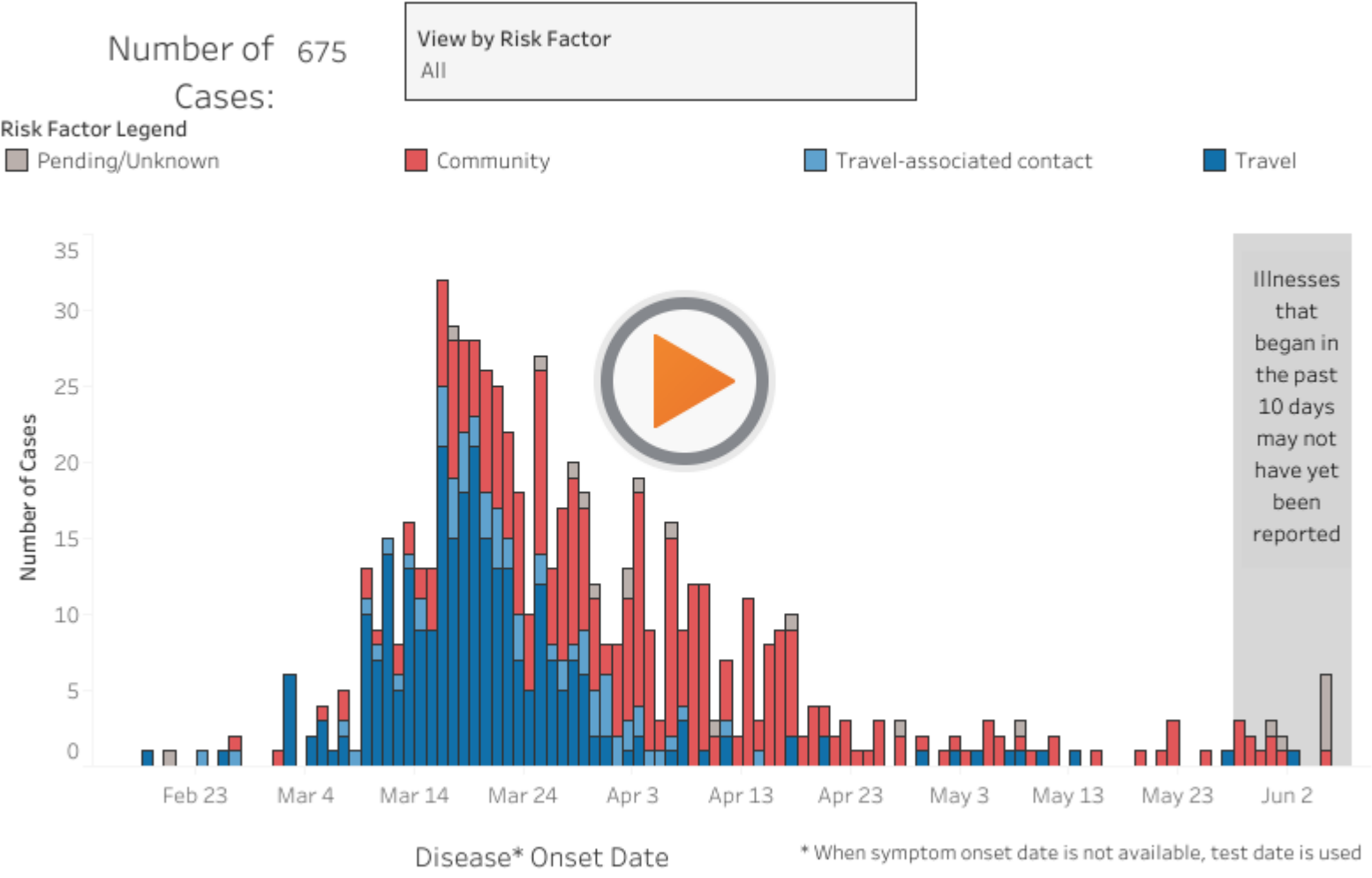
# HAWAII COVID-19 EPI CURVE

(Updated daily by 12:00 noon) [^Back to top](#)

Tableau display/performance may vary by browser and device. For best performance make sure you are running the latest version of your browser

## COVID-19 Epidemic Curve, Hawaii 2020

Updated June 7, 2020



# HAWAII COVID-19 CONFIRMED CASES BY AGE GROUP

(Updated every Monday) [^Back to top](#)

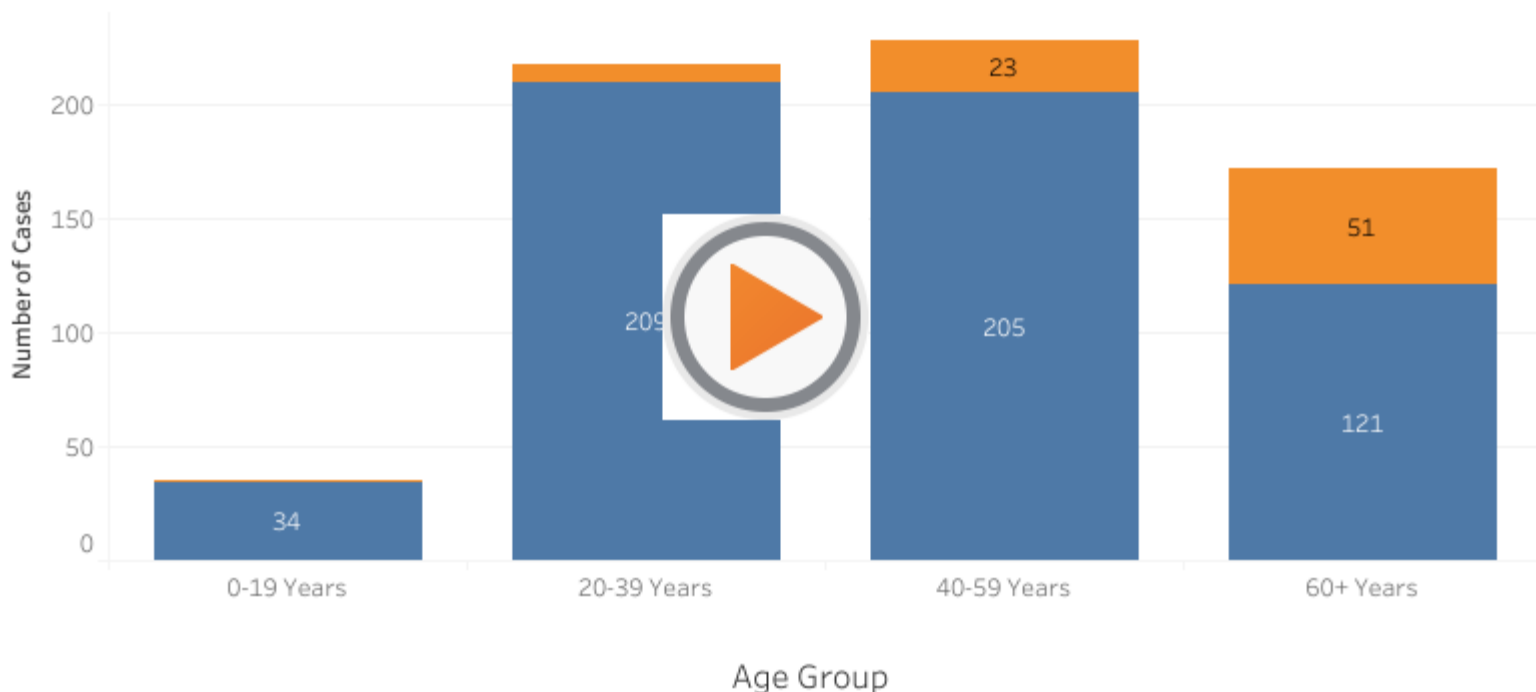
# Age and Hospitalization Status of COVID-19 Cases, Hawaii 2020

Updated June 1, 2020

Total Count: 652

View by Hospitalization Status  
All

Legend: Required Hospitalizati..  
Yes  
No



Percent Hospitalized by Age Group

+ a b | e a u

## HAWAII COVID-19 TESTING

(Updated daily by 12:00 noon) [^Back to top](#)

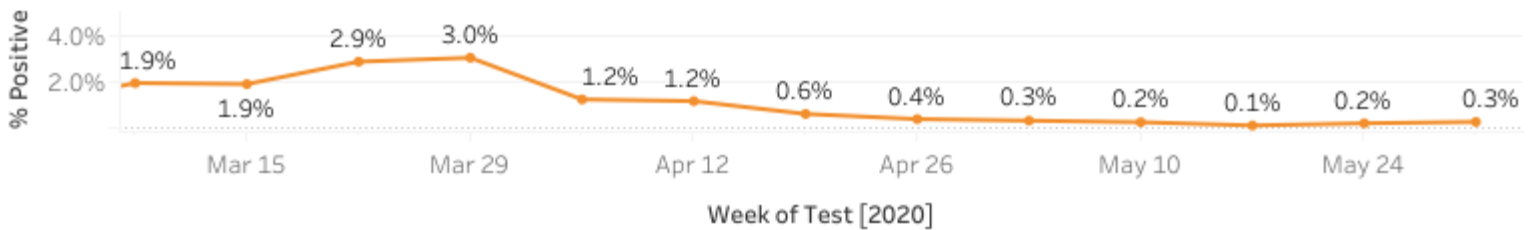
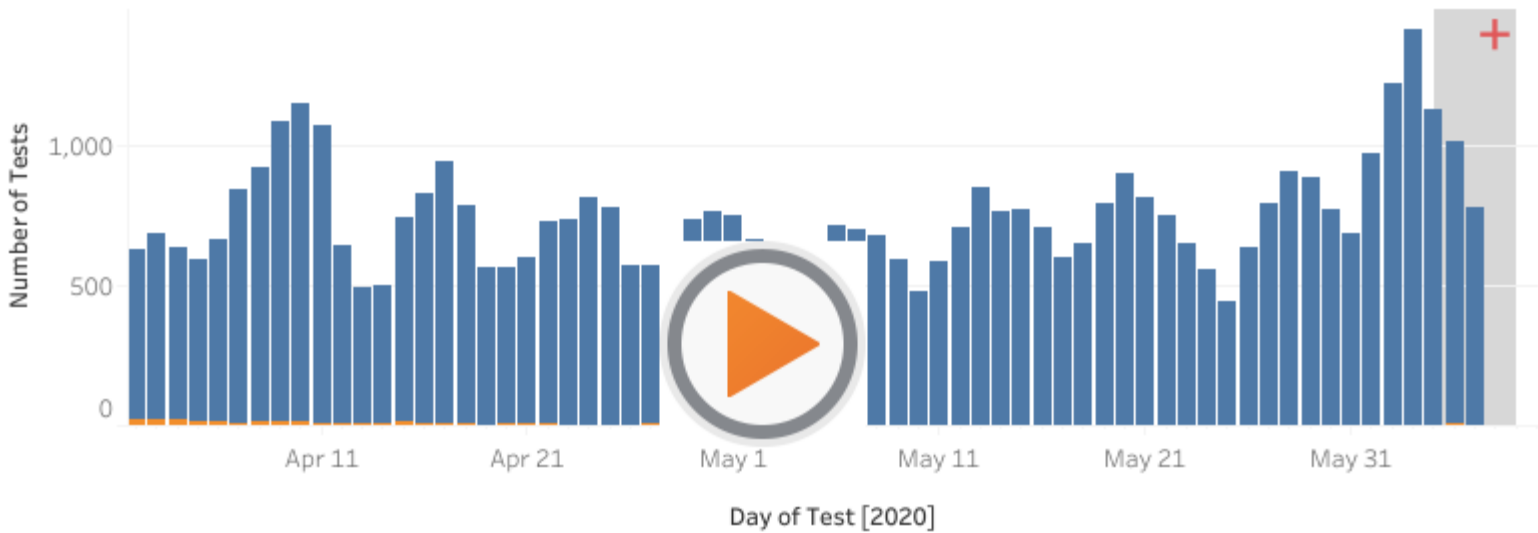
# COVID-19 Testing\* in Hawaii, 2020

Updated June 7, 2020

Number of Tests Performed: 63,259

All  
 Select Cou..

Result ■ Negative ■ Positive



**Footnotes:**

\* Based on electronic laboratory reporting; based on a 3-day moving average; individuals can contribute multiple negative tests but only one positive test;

+ Tests performed in the previous 3-5 days may not yet have been reported

hawaii.gov

## HAWAII COVID-19 CASES' RACE COMPARED TO STATE POPULATION

(Updated weekly on Friday) [^Back to top](#)



# Comparison of COVID-19 Cases to State Population

(N=568\*)

Updated June 5, 2020

Legend

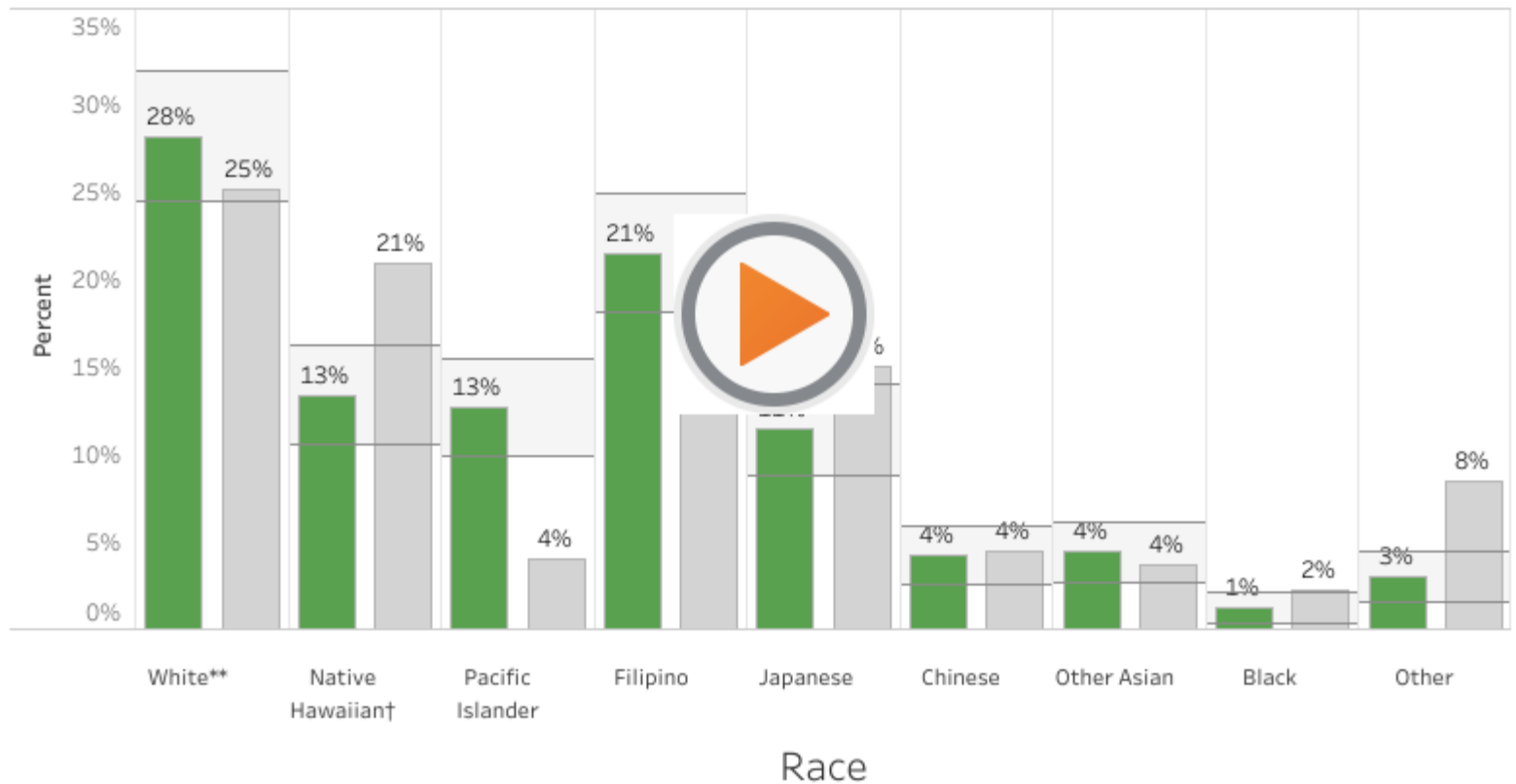
■ Case %

■ State Population ..

Select Race(s)

All

[View as Table](#)



Notes: Based on first non-White race listed; \*\*White with no other race listed; †Native Hawaiian as any listed race.

\*Excludes non-residents (n=63) and cases with no race information available (n=33); Horizontal bands indicate 95% confidence interval for Case Percentage

You need javascript enabled to view this content or go to source URL.