



What You Should Know

Get the Facts about COVID-19

Current Situation in Hawaii

There have been 685 cases of COVID-19 identified in Hawaii. Of those cases, 12% have required hospitalization, and 622 (91%) were residents.

Update: COVID-19 is spreading globally, nationally, and now locally. While the majority of cases identified in Hawaii have been introduced into our state by travelers, especially Hawaii residents, we all need to practice social distancing (i.e., maintaining at least 6 ft distance or 2 arm's length from others) as well as other important infection prevention measures (e.g., wash hands, clean surfaces regularly) to prevent widespread community transmission. Social distancing *can* reduce the spread of disease, prevent our healthcare system from being overburdened, and protect the most vulnerable members in our community from infection. [If you get sick, please stay home](#)—get rest and drink plenty of fluids. If you are older or have an underlying medical condition and become ill, call your doctor.

Contents

County Tables
Epidemic Curve
Map of Cases
Race Data
Laboratory Tests
Age/Hospitalization

HAWAII COVID-19 CASES

Cumulative totals as of 12:00 noon on June 10, 2020

Statewide

COVID-19 Positive* Cases

Total Cases	685** (4 newly reported)
Released from Isolation†	622
Required Hospitalization	85

Deaths

17

By County

COVID-19 Positive* Cases

HAWAII COUNTY

Total Cases

81 total

Released from Isolation†

81

Required Hospitalization

1

Deaths

0

HONOLULU COUNTY

Total Cases

451 total

Released from Isolation†

408

Required Hospitalization

60

Deaths

11

KAUAI COUNTY

Total Cases

21 total

Released from Isolation†

20

Required Hospitalization

1

Deaths

0

MAUI COUNTY

Total Cases

120‡ total

Released from Isolation†

113

Required Hospitalization

22

Deaths

6

HI Residents diagnosed outside of HI

12 total

Required Hospitalization	
--------------------------	--

1

County Pending

0 total

*Positive cases include presumptive and confirmed cases, and Hawaii residents and non-residents; data are preliminary and subject to change. Note that CDC provides case counts according to states of residence.

†Includes cases that meet isolation release criteria (Isolation should be maintained until at least 3 days (72 hours) after resolution of fever and myalgia without the use of antipyretics OR at least 10 days have passed since symptom onset, whichever is longer). (The cases that have died and one case that has left the jurisdiction have been removed from these counts).

‡One case is a Lanai resident whose exposure is on Maui Island and who will be remaining on Maui Island for the interim.

†As a result of updated testing information, one case was removed from the counts.

[^Back to top](#)

HAWAII COVID-19 MAP

(Updated daily by 12:00 noon) [^Back to top](#)

As the number of cases increase, the number of cases represented by each color may change. Please check the map legend for the current map's breakdown.

▶ [Click here for embed code](#)

HAWAII COVID-19 EPI CURVE

(Updated daily by 12:00 noon) [^Back to top](#)

Tableau display/performance may vary by browser and device. For best performance make sure you are running the latest version of your browser

COVID-19 Epidemic Curve, Hawaii 2020

Updated June 10, 2020

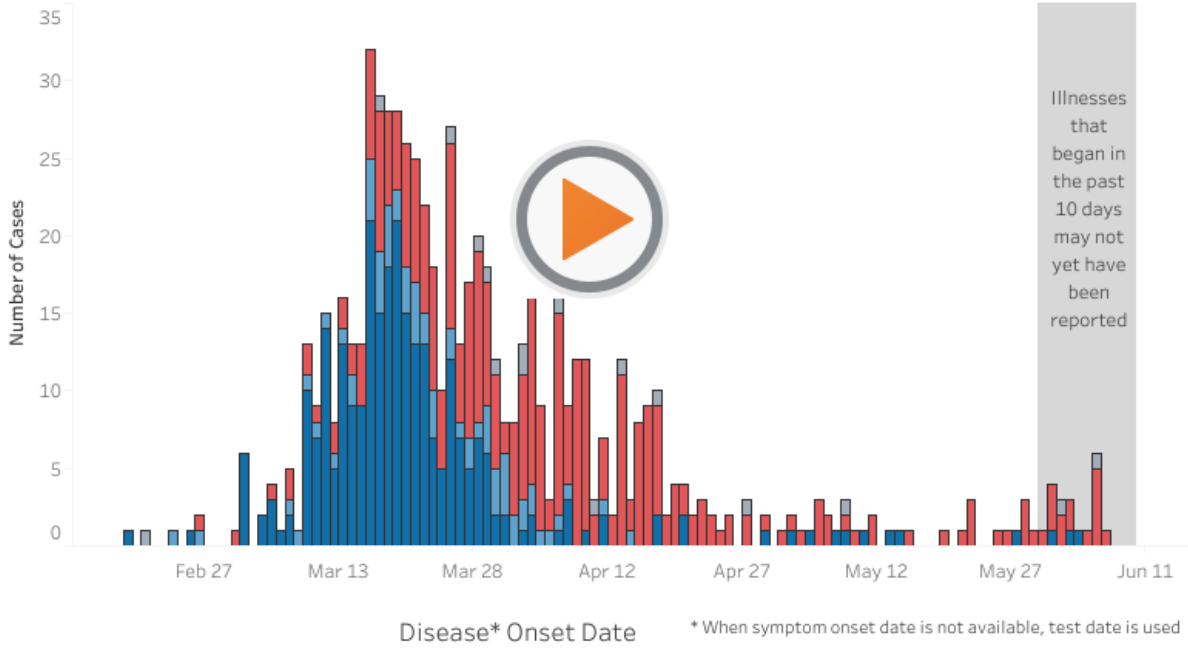
Total Cases

685

View by Risk: All

Risk

- Pending/Unknown
- Community
- Travel-associated contact
- Travel



+ a b l e a u

HAWAII COVID-19 CONFIRMED CASES BY AGE GROUP

(Updated every Monday) [^Back to top](#)

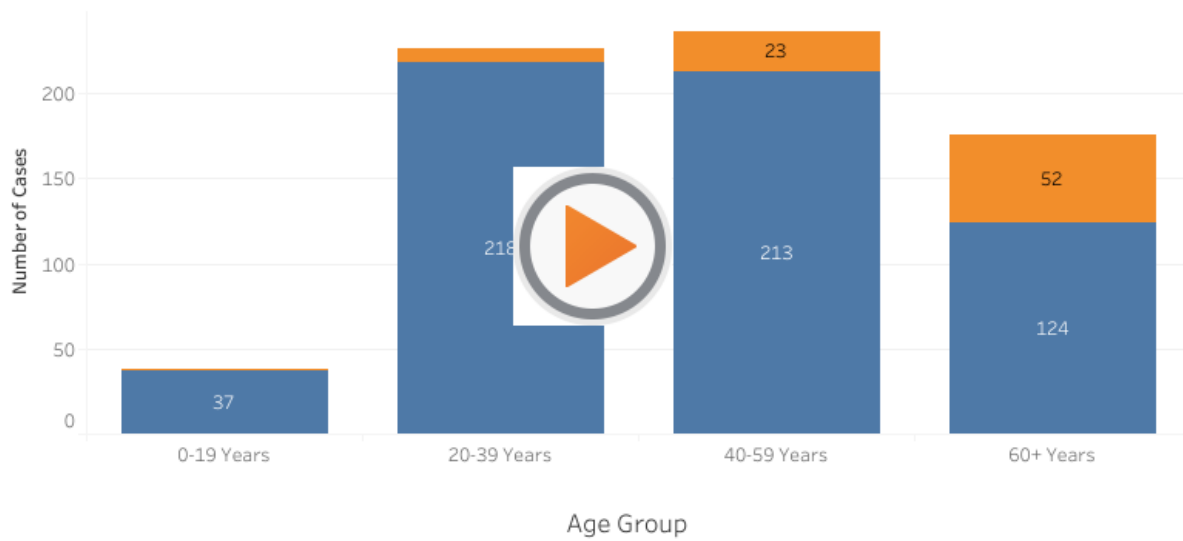
Age and Hospitalization Status of COVID-19 Cases, Hawaii 2020

Updated June 8, 2020

Total Count: 676

View by Hospitalization Status
All

Legend: Required Hospitalizati..
Yes
No



Percent Hospitalized by Age Group

+ a b l e a u

HAWAII COVID-19 TESTING

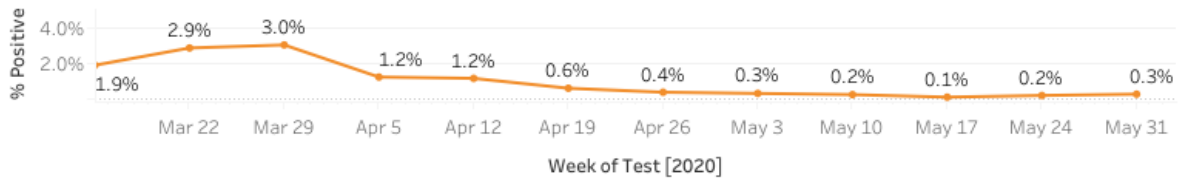
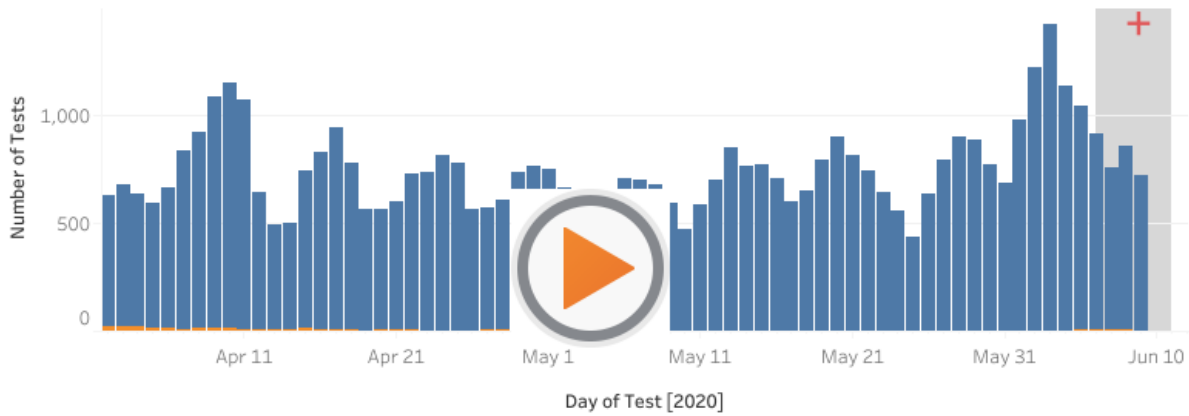
(Updated daily by 12:00 noon) [^Back to top](#)

COVID-19 Testing* in Hawaii, 2020

Number of Tests Performed:
 Updated June 10, 2020

All
 Select Cou..

Result
 Negative Positive



Footnotes:

* Based on electronic laboratory reporting of PCR tests; uses a 3-day moving average; individuals can contribute multiple negative tests but only one positive test;

† Tests performed in the previous 3-5 days may not yet have been reported

HAWAII COVID-19 CASES' RACE COMPARED TO STATE POPULATION

(Updated weekly on Friday) [^Back to top](#)

Comparison of COVID-19 Cases to State Population

(N=568*)

Updated June 5, 2020

Legend

Case %

State Population ..

Select Race(s)

All

View as Table



Notes: Based on first non-White race listed; **White with no other race listed; †Native Hawaiian as any listed race.

*Excludes non-residents (n=63) and cases with no race information available (n=33); Horizontal bands indicate 95% confidence interval for Case Percentage

ableau

Official website for the State of Hawaii Department of Health, Disease Outbreak Control Division (DOCD) coronavirus COVID-19 response. Provides information including regular updates, Hawaii daily case counts, symptoms of disease, and prevention messaging.

Powered by @hawaii.gov

Copyright © 2020, State of Hawaii. All rights reserved.

You need javascript enabled to view this content or go to [source URL](#).