



Weekly COVID-19 Public Health Report

The Weekly COVID-19 Public Health Report includes enhanced, more granular information to be updated on a weekly, or biweekly basis, including town-by-town case and testing information, cases and deaths in Long Term Care Facilities, updates on nursing facility audit results, and more.





Table of Contents

Count and Rate of Confirmed COVID-19 Cases and Tests Performed in MA by City/TownPage 3

Count and Rate of Confirmed COVID-19 Cases and Tests Performed in MA by CountyPage 23

Map of Average Daily Incidence Rate (per 100,000, PCR only) for COVID-19 in MA by City/Town Over Last Two Weeks.....Page 24

Map of Average Daily Testing Rate (per 100,000, PCR only) for COVID-19 in MA by City/Town Over Last Two WeeksPage 25

Map of Percent Positivity (PCR only) among Tests Performed for COVID-19 in MA by City/Town Over Last Two Weeks.....Page 26

Map of Rate (per 100,000) of New Confirmed COVID-19 Cases in Past 7 Days by Emergency Medical Services (EMS) Region.....Page 27

Massachusetts Residents Quarantined due to COVID-19.....Page 28

Massachusetts Residents Isolated due to COVID-19.....Page 29

MA Contact Tracing: Total Cases and Contacts and Percentage Outreach Completed.....Page 30

MA Contact Tracing: Case and Contact Outreach Outcomes.....Page 31

Cases and Case Rate by Age Group for Last Two Weeks.....Page 32

Cases and Case Rate by Sex for Last Two Weeks.....Page 33

Hospitalizations & Hospitalization Rate by Age Group for Last Two Weeks.....Page 34

Deaths and Death Rate by Age Group for Last Two Weeks.....Page 35

Deaths and Death Rate by County for Last Two Weeks.....Page 36

COVID Cases and Facility-Reported Deaths in Long Term Care Facilities.....Page 37

Long-Term Care Staff Surveillance Testing.....Page 45

CMS Infection Control Surveys Conducted at Nursing Homes.....Page 66

COVID Cases in Assisted Living Residences.....Page 77

PPE Distribution by Recipient Type and Geography.....Page 82

City/Town	Total Case Count	Case Count (Last 14 Days)	Average Daily Incidence Rate per 100,000 (Last 14 days) ¹	Relative Change in Case Counts ²	Total Tests	Total Tests (Last 14 days)	Total Positive Tests (Last 14 days)	Percent Positivity (Last 14 days)	Change in Percent Positivity ³
Abington	269	12	4.8	Lower	4912	657	15	2.28%	No Change
Acton	191	5	1.5	Lower	7358	1295	7	0.54%	Lower
Acushnet	109	<5	1.4	No Change	2564	363	2	0.55%	No Change
Adams	39	<5	1.7	Lower	1957	388	3	0.77%	Lower
Agawam	541	15	3.7	Lower	11230	1592	17	1.07%	Lower
Alford	<5	0	0	No Change	62	7	0	0%	No Change
Amesbury	199	<5	0.9	No Change	5104	753	2	0.27%	No Change
Amherst	144	19	3.4	Lower	34928	19699	24	0.12%	No Change
Andover	361	13	2.6	Higher	13020	2732	14	0.51%	No Change
Aquinnah	<5	0	0	No Change	160	13	0	0%	No Change
Arlington	348	15	2.3	Higher	15279	2843	17	0.60%	No Change
Ashburnham	38	<5	3.4	Higher	1945	332	4	1.20%	Higher
Ashby	18	0	0	Lower	751	116	1	0.86%	Lower
Ashfield	6	<5	8.3	Higher	416	100	2	2.00%	Higher
Ashland	288	17	6.2	Higher	6053	965	19	1.97%	Higher
Athol	83	<5	1.2	Higher	4107	571	5	0.88%	Higher
Attleboro	763	37	5.7	Higher	11994	1658	38	2.29%	Higher
Auburn	245	5	2.2	Lower	5412	890	5	0.56%	Lower

City/Town	Total Case Count	Case Count (Last 14 Days)	Average Daily Incidence Rate per 100,000 (Last 14 days) ¹	Relative Change in Case Counts ²	Total Tests	Total Tests (Last 14 days)	Total Positive Tests (Last 14 days)	Percent Positivity (Last 14 days)	Change in Percent Positivity ³
Avon	82	0	0	No Change	1486	184	0	0%	No Change
Ayer	149	0	0	Lower	5092	530	0	0%	Lower
Barnstable	446	32	5.1	Higher	12468	1529	37	2.42%	Higher
Barre	65	<5	3.9	Higher	1545	269	3	1.12%	Higher
Becket	16	0	0	No Change	423	61	0	0%	No Change
Bedford	262	5	2.4	Higher	9200	772	7	0.91%	Higher
Belchertown	132	<5	0.4	Lower	4901	1233	1	0.08%	Lower
Bellingham	159	<5	0.8	Lower	4407	664	3	0.45%	Lower
Belmont	254	<5	0.5	Lower	8679	1709	2	0.12%	Lower
Berkley	82	<5	1.1	Lower	1907	276	1	0.36%	Lower
Berlin	22	0	0	No Change	981	147	0	0%	No Change
Bernardston	8	0	0	Lower	629	138	0	0%	Lower
Beverly	683	15	2.6	Lower	18017	5647	19	0.34%	Lower
Billerica	627	13	2.1	Lower	12875	1795	14	0.78%	Lower
Blackstone	73	9	7.1	Higher	2273	328	10	3.05%	Higher
Blandford	<5	0	0	Lower	221	48	1	2.08%	Lower
Bolton	12	0	0	No Change	1660	331	0	0%	No Change
Boston	16568	725	7.5	Higher	355091	93910	887	0.94%	Lower

City/Town	Total Case Count	Case Count (Last 14 Days)	Average Daily Incidence Rate per 100,000 (Last 14 days) ¹	Relative Change in Case Counts ²	Total Tests	Total Tests (Last 14 days)	Total Positive Tests (Last 14 days)	Percent Positivity (Last 14 days)	Change in Percent Positivity ³
Bourne	173	<5	1.0	Higher	6157	970	4	0.41%	Higher
Boxborough	28	0	0	No Change	1498	231	0	0%	No Change
Boxford	53	<5	1.9	Lower	2426	477	4	0.84%	Lower
Boylston	25	0	0	No Change	1424	272	0	0%	No Change
Braintree	858	9	1.6	Lower	13603	2077	10	0.48%	Lower
Brewster	116	<5	0.7	Higher	3108	465	1	0.22%	Higher
Bridgewater	385	10	2.5	Lower	10773	2464	12	0.49%	Lower
Brimfield	13	<5	7.7	Higher	916	180	4	2.22%	Higher
Brockton	4664	86	6.3	Lower	41327	4717	115	2.44%	Lower
Brookfield	26	0	0	No Change	1074	197	2	1.02%	No Change
Brookline	464	27	3.0	Higher	20214	3936	34	0.86%	Higher
Buckland	8	0	0	No Change	85	21	0	0%	No Change
Burlington	287	5	1.3	No Change	7687	1133	6	0.53%	No Change
Cambridge	1113	31	2.0	Higher	75008	21122	38	0.18%	No Change
Canton	344	9	2.8	Lower	9375	1496	15	1.00%	Lower
Carlisle	21	0	0	No Change	1443	266	0	0%	No Change
Carver	74	7	4.1	Higher	2932	404	7	1.73%	Higher
Charlemont	<5	0	0	No Change	365	76	0	0%	No Change

City/Town	Total Case Count	Case Count (Last 14 Days)	Average Daily Incidence Rate per 100,000 (Last 14 days) ¹	Relative Change in Case Counts ²	Total Tests	Total Tests (Last 14 days)	Total Positive Tests (Last 14 days)	Percent Positivity (Last 14 days)	Change in Percent Positivity ³
Charlton	111	<5	0.5	Lower	4868	912	3	0.33%	Lower
Chatham	30	7	8.5	Higher	1713	189	7	3.70%	Higher
Chelmsford	396	23	4.6	Higher	12401	1607	24	1.49%	Higher
Chelsea	3448	134	25.4	Lower	25201	3253	174	5.35%	Lower
Cheshire	<5	0	0	No Change	817	153	0	0%	No Change
Chester	5	<5	5.3	Higher	253	36	1	2.78%	Higher
Chesterfield	5	0	0	No Change	266	69	0	0%	No Change
Chicopee	602	20	2.5	Lower	16626	2901	24	0.83%	Lower
Chilmark	<5	0	0	No Change	1191	150	0	0%	No Change
Clarksburg	9	<5	4.2	No Change	321	53	1	1.89%	No Change
Clinton	291	10	5.1	Lower	4915	619	10	1.62%	Lower
Cohasset	31	<5	1.9	No Change	1931	407	4	0.98%	Higher
Colrain	<5	0	0	No Change	375	63	0	0%	No Change
Concord	192	<5	0.8	Lower	8446	1330	4	0.30%	No Change
Conway	<5	0	0	No Change	575	127	0	0%	No Change
Cummington	<5	0	0	No Change	258	51	0	0%	No Change
Dalton	19	0	0	Lower	1742	268	0	0%	Lower
Danvers	779	9	2.3	Higher	12189	1505	15	1.00%	No Change

City/Town	Total Case Count	Case Count (Last 14 Days)	Average Daily Incidence Rate per 100,000 (Last 14 days) ¹	Relative Change in Case Counts ²	Total Tests	Total Tests (Last 14 days)	Total Positive Tests (Last 14 days)	Percent Positivity (Last 14 days)	Change in Percent Positivity ³
Dartmouth	442	17	3.3	Higher	10899	2155	22	1.02%	Higher
Dedham	484	37	9.7	Higher	9793	1471	39	2.65%	Higher
Deerfield	17	<5	1.3	No Change	2245	800	1	0.13%	No Change
Dennis	102	<5	0.5	Higher	3449	353	2	0.57%	Higher
Dighton	71	<5	0.9	No Change	1971	316	1	0.32%	No Change
Douglas	54	<5	1.5	Lower	2133	398	2	0.50%	Lower
Dover	23	<5	1.4	Higher	1741	354	1	0.28%	Higher
Dracut	513	9	2.0	Higher	11652	1397	10	0.72%	Higher
Dudley	106	<5	1.7	Higher	6492	2979	3	0.10%	No Change
Dunstable	10	0	0	No Change	763	144	0	0%	No Change
Duxbury	132	8	3.8	Higher	5062	810	10	1.23%	Higher
East Bridgewater	201	7	3.4	Higher	3801	472	7	1.48%	Higher
East Brookfield	13	0	0	No Change	549	77	0	0%	No Change
East Longmeadow	296	8	3.4	Higher	5641	1147	13	1.13%	Higher
Eastham	14	0	0	No Change	1114	112	0	0%	No Change
Easthampton	124	9	4.0	Lower	7065	2643	11	0.42%	Lower
Easton	331	13	3.9	Lower	14028	5105	16	0.31%	Lower

City/Town	Total Case Count	Case Count (Last 14 Days)	Average Daily Incidence Rate per 100,000 (Last 14 days) ¹	Relative Change in Case Counts ²	Total Tests	Total Tests (Last 14 days)	Total Positive Tests (Last 14 days)	Percent Positivity (Last 14 days)	Change in Percent Positivity ³
Edgartown	13	<5	5.2	Higher	3109	440	3	0.68%	Higher
Egremont	7	0	0	No Change	264	69	0	0%	No Change
Erving	6	0	0	No Change	496	112	0	0%	No Change
Essex	24	0	0	No Change	911	152	0	0%	No Change
Everett	2149	122	18.0	Higher	20861	2791	144	5.16%	Higher
Fairhaven	259	<5	1.8	Higher	5586	558	4	0.72%	Higher
Fall River	1983	95	7.6	Higher	35065	4004	120	3.00%	Higher
Falmouth	252	10	2.3	Higher	11609	1616	10	0.62%	Higher
Fitchburg	870	18	3.1	Higher	15533	2682	26	0.97%	Lower
Florida	<5	0	0	No Change	119	17	0	0%	No Change
Foxborough	156	11	4.3	Lower	10158	2313	13	0.56%	Lower
Framingham	2064	105	10.1	Lower	25623	3657	116	3.17%	Lower
Franklin	176	10	2.1	Higher	8665	1481	11	0.74%	Higher
Freetown	118	<5	3.2	Lower	2223	311	5	1.61%	Lower
Gardner	209	<5	0.7	Higher	9262	1084	3	0.28%	No Change
Georgetown	74	<5	2.4	Higher	2436	440	6	1.36%	Higher
Gill	<5	0	0	No Change	897	319	0	0%	No Change
Gloucester	291	8	2.0	Higher	7877	982	8	0.81%	No Change

City/Town	Total Case Count	Case Count (Last 14 Days)	Average Daily Incidence Rate per 100,000 (Last 14 days) ¹	Relative Change in Case Counts ²	Total Tests	Total Tests (Last 14 days)	Total Positive Tests (Last 14 days)	Percent Positivity (Last 14 days)	Change in Percent Positivity ³
Goshen	5	0	0	No Change	145	34	0	0%	No Change
Gosnold	5	0	0	No Change	108	3	0	0%	No Change
Grafton	112	<5	0.7	Lower	5709	1344	2	0.15%	Lower
Granby	46	<5	3.5	Higher	1792	439	4	0.91%	Higher
Granville	12	0	0	No Change	406	69	0	0%	No Change
Great Barrington	78	<5	1.1	Lower	4924	1742	1	0.06%	No Change
Greenfield	225	<5	1.6	Lower	6452	1089	4	0.37%	Lower
Groton	46	<5	0.6	No Change	3488	734	2	0.27%	No Change
Groveland	46	<5	3.1	Higher	1837	298	3	1.01%	Higher
Hadley	50	<5	2.5	Lower	3791	1027	3	0.29%	Lower
Halifax	62	<5	2.8	Higher	1982	290	3	1.03%	Higher
Hamilton	47	<5	1.9	No Change	2195	342	3	0.88%	Higher
Hampden	101	0	0	No Change	1581	299	1	0.33%	Lower
Hancock	<5	0	0	No Change	66	7	0	0%	No Change
Hanover	87	<5	2.0	Higher	3486	617	4	0.65%	Lower
Hanson	122	<5	0.7	No Change	2813	436	2	0.46%	Lower
Hardwick	10	0	0	No Change	612	150	0	0%	No Change
Harvard	19	<5	1.0	Higher	1670	298	1	0.34%	Higher

City/Town	Total Case Count	Case Count (Last 14 Days)	Average Daily Incidence Rate per 100,000 (Last 14 days) ¹	Relative Change in Case Counts ²	Total Tests	Total Tests (Last 14 days)	Total Positive Tests (Last 14 days)	Percent Positivity (Last 14 days)	Change in Percent Positivity ³
Harwich	147	5	2.8	Higher	3949	375	5	1.33%	Higher
Hatfield	21	0	0	Lower	1065	248	0	0%	Lower
Haverhill	1386	63	6.8	Higher	23731	3524	73	2.07%	Higher
Hawley	0	0	0	No Change	36	4	0	0%	No Change
Heath	0	0	0	No Change	103	28	0	0%	No Change
Hingham	305	9	2.7	Higher	7458	1112	12	1.08%	Higher
Hinsdale	5	0	0	No Change	602	87	0	0%	No Change
Holbrook	214	6	3.8	Lower	3384	405	6	1.48%	Lower
Holden	149	13	4.9	Higher	6922	1340	13	0.97%	No Change
Holland	12	<5	2.8	No Change	619	109	2	1.83%	Higher
Holliston	76	6	3.1	Lower	4344	798	9	1.13%	Lower
Holyoke	1087	29	5.0	No Change	18524	2698	38	1.41%	No Change
Hopedale	55	5	6.3	Higher	2104	287	5	1.74%	Higher
Hopkinton	140	0	0	Lower	5381	912	1	0.11%	Lower
Hubbardston	8	0	0	No Change	1177	209	0	0%	No Change
Hudson	227	13	4.4	Lower	6055	940	14	1.49%	Lower
Hull	71	5	3.6	Higher	2586	411	9	2.19%	Higher
Huntington	18	<5	6.5	Higher	630	114	2	1.75%	Higher

City/Town	Total Case Count	Case Count (Last 14 Days)	Average Daily Incidence Rate per 100,000 (Last 14 days) ¹	Relative Change in Case Counts ²	Total Tests	Total Tests (Last 14 days)	Total Positive Tests (Last 14 days)	Percent Positivity (Last 14 days)	Change in Percent Positivity ³
Ipswich	85	<5	1.1	Lower	4221	591	2	0.34%	Lower
Kingston	151	<5	1.6	Lower	4263	608	4	0.66%	Lower
Lakeville	75	5	3.2	Lower	2797	412	8	1.94%	Higher
Lancaster	112	<5	3.3	Higher	2472	370	4	1.08%	Higher
Lanesborough	8	0	0	No Change	750	148	0	0%	No Change
Lawrence	4260	253	20.5	Higher	41147	5669	299	5.27%	Higher
Lee	22	0	0	No Change	1643	233	0	0%	No Change
Leicester	172	<5	0.6	Lower	3893	667	2	0.30%	Lower
Lenox	19	<5	1.5	Lower	2059	265	1	0.38%	Lower
Leominster	762	15	2.6	Higher	15322	1942	18	0.93%	Higher
Leverett	<5	0	0	No Change	769	242	0	0%	No Change
Lexington	346	6	1.3	Higher	9403	1738	7	0.40%	No Change
Leyden	0	0	0	No Change	39	6	0	0%	No Change
Lincoln	48	<5	0.8	No Change	2378	331	1	0.30%	No Change
Littleton	109	<5	2.2	Higher	3275	524	3	0.57%	Higher
Longmeadow	250	<5	1.4	No Change	5659	1084	5	0.46%	Lower
Lowell	3206	97	5.9	Higher	48172	6263	109	1.74%	Higher
Ludlow	157	10	3.4	Lower	6106	1211	13	1.07%	Lower

City/Town	Total Case Count	Case Count (Last 14 Days)	Average Daily Incidence Rate per 100,000 (Last 14 days) ¹	Relative Change in Case Counts ²	Total Tests	Total Tests (Last 14 days)	Total Positive Tests (Last 14 days)	Percent Positivity (Last 14 days)	Change in Percent Positivity ³
Lunenburg	75	<5	1.4	Higher	3111	450	2	0.44%	Higher
Lynn	4570	134	9.5	Lower	44656	5314	199	3.74%	Lower
Lynnfield	127	18	11.0	Higher	4153	765	18	2.35%	Higher
Malden	1453	70	7.4	Higher	23936	4456	85	1.91%	No Change
Manchester	21	0	0	No Change	1330	232	0	0%	No Change
Mansfield	203	6	1.8	Lower	6532	1185	8	0.68%	No Change
Marblehead	264	<5	1.1	No Change	7076	1039	4	0.38%	Higher
Marion	18	<5	1.5	No Change	3108	1039	1	0.10%	No Change
Marlborough	1126	26	4.3	Lower	16538	2009	30	1.49%	Lower
Marshfield	189	10	2.8	Higher	6818	1037	10	0.96%	Higher
Mashpee	78	<5	0.5	No Change	4757	547	1	0.18%	No Change
Mattapoisett	46	<5	1.2	No Change	1649	261	1	0.38%	No Change
Maynard	88	<5	1.4	Lower	3481	553	2	0.36%	Lower
Medfield	43	<5	0.6	Higher	3689	726	1	0.14%	Higher
Medford	1183	46	5.4	Higher	30499	7983	54	0.68%	No Change
Medway	132	<5	1.1	Lower	3846	683	3	0.44%	Lower
Melrose	300	5	1.2	No Change	12006	2122	7	0.33%	Lower
Mendon	38	5	6.2	Higher	1603	294	5	1.70%	Higher

City/Town	Total Case Count	Case Count (Last 14 Days)	Average Daily Incidence Rate per 100,000 (Last 14 days) ¹	Relative Change in Case Counts ²	Total Tests	Total Tests (Last 14 days)	Total Positive Tests (Last 14 days)	Percent Positivity (Last 14 days)	Change in Percent Positivity ³
Merrimac	43	7	7.8	Higher	1840	339	7	2.06%	Higher
Methuen	1203	62	8.3	Higher	19013	2857	73	2.56%	Higher
Middleborough	310	17	4.5	Higher	7366	953	20	2.10%	Higher
Middlefield	0	0	0	No Change	45	13	0	0%	No Change
Middleton	183	<5	1.4	Higher	2918	424	3	0.71%	Higher
Milford	718	11	2.7	Lower	10884	1424	15	1.05%	Lower
Millbury	232	<5	1.6	Higher	4165	644	3	0.47%	Higher
Millis	55	<5	1.8	No Change	2237	333	2	0.60%	No Change
Millville	27	<5	4.0	Higher	735	115	2	1.74%	Higher
Milton	355	12	3.0	Higher	13554	3729	13	0.35%	No Change
Monroe	<5	<5	143.8	Higher	21	6	3	50.00%	Higher
Monson	55	10	8.5	Higher	2124	470	13	2.77%	Higher
Montague	29	0	0	No Change	2496	444	0	0%	No Change
Monterey	<5	0	0	No Change	259	46	0	0%	No Change
Montgomery	7	<5	32.3	No Change	76	18	4	22.22%	Lower
Mount Washington	0	0	0	No Change	9	2	0	0%	No Change
Nahant	47	<5	4.4	Lower	1237	191	3	1.57%	Lower

City/Town	Total Case Count	Case Count (Last 14 Days)	Average Daily Incidence Rate per 100,000 (Last 14 days) ¹	Relative Change in Case Counts ²	Total Tests	Total Tests (Last 14 days)	Total Positive Tests (Last 14 days)	Percent Positivity (Last 14 days)	Change in Percent Positivity ³
Nantucket	46	8	5.0	No Change	4192	690	10	1.45%	No Change
Natick	464	8	1.6	Lower	11702	2016	10	0.50%	No Change
Needham	379	7	1.7	Higher	11379	2321	8	0.34%	No Change
New Ashford	0	0	0	No Change	39	8	0	0%	No Change
New Bedford	2497	143	10.3	Higher	34239	3819	172	4.50%	Higher
New Braintree	<5	0	0	No Change	226	46	0	0%	No Change
New Marlborough	9	0	0	No Change	263	57	0	0%	No Change
New Salem	<5	0	0	No Change	289	52	0	0%	No Change
Newbury	21	<5	3.2	No Change	1925	343	3	0.87%	No Change
Newburyport	128	5	2.0	Lower	6849	975	5	0.51%	Lower
Newton	911	24	1.9	Lower	46594	16636	27	0.16%	Lower
Norfolk	42	<5	1.7	Higher	4310	480	3	0.63%	Higher
North Adams	58	5	2.7	Higher	3828	1283	9	0.70%	Higher
North Andover	397	14	3.3	Higher	19403	6532	14	0.21%	No Change
North Attleborough	323	22	5.2	Higher	6960	1175	29	2.47%	Higher
North Brookfield	24	<5	1.5	No Change	1265	195	1	0.51%	No Change

City/Town	Total Case Count	Case Count (Last 14 Days)	Average Daily Incidence Rate per 100,000 (Last 14 days) ¹	Relative Change in Case Counts ²	Total Tests	Total Tests (Last 14 days)	Total Positive Tests (Last 14 days)	Percent Positivity (Last 14 days)	Change in Percent Positivity ³
North Reading	215	5	2.2	Lower	5047	977	8	0.82%	Lower
Northampton	321	<5	0.5	Lower	13748	3442	6	0.17%	Lower
Northborough	235	5	2.6	Higher	5025	770	5	0.65%	Higher
Northbridge	339	10	4.0	No Change	5279	718	14	1.95%	No Change
Northfield	<5	0	0	Lower	1029	283	1	0.35%	Lower
Norton	171	14	5.0	Higher	11029	5140	17	0.33%	Higher
Norwell	136	5	3.3	No Change	3143	533	5	0.94%	No Change
Norwood	645	22	5.2	Lower	11108	1550	25	1.61%	Lower
Oak Bluffs	10	<5	1.4	No Change	2046	281	1	0.36%	No Change
Oakham	11	<5	3.4	Higher	516	93	1	1.08%	Higher
Orange	49	<5	0.9	Lower	2522	391	1	0.26%	Lower
Orleans	19	<5	1.3	Higher	1359	159	1	0.63%	Higher
Otis	<5	0	0	No Change	317	56	0	0%	No Change
Oxford	95	6	3.1	Higher	3663	617	6	0.97%	Higher
Palmer	73	<5	2.4	Higher	3201	593	5	0.84%	Higher
Paxton	42	<5	5.8	Higher	3532	1928	4	0.21%	No Change
Peabody	1152	22	2.8	Lower	20036	2819	37	1.31%	Lower
Pelham	<5	0	0	No Change	280	28	0	0%	No Change

City/Town	Total Case Count	Case Count (Last 14 Days)	Average Daily Incidence Rate per 100,000 (Last 14 days) ¹	Relative Change in Case Counts ²	Total Tests	Total Tests (Last 14 days)	Total Positive Tests (Last 14 days)	Percent Positivity (Last 14 days)	Change in Percent Positivity ³
Pembroke	111	5	1.9	No Change	4447	725	5	0.69%	Lower
Pepperell	63	<5	1.2	No Change	2752	477	3	0.63%	No Change
Peru	<5	0	0	No Change	127	16	0	0%	No Change
Petersham	8	0	0	No Change	329	51	0	0%	No Change
Phillipston	19	<5	4.2	No Change	403	59	1	1.69%	No Change
Pittsfield	227	9	1.5	Lower	13816	1933	14	0.72%	Lower
Plainfield	<5	0	0	No Change	174	31	0	0%	No Change
Plainville	81	<5	3.1	Higher	2427	382	4	1.05%	Higher
Plymouth	665	29	3.3	Lower	18315	2282	30	1.31%	Lower
Plympton	12	0	0	Lower	693	102	0	0%	Lower
Princeton	8	0	0	No Change	1138	216	0	0%	No Change
Provincetown	28	0	0	No Change	1483	94	0	0%	No Change
Quincy	1385	44	3.1	Higher	32056	5093	52	1.02%	No Change
Randolph	1031	16	3.3	Lower	13760	1738	20	1.15%	No Change
Raynham	252	<5	1.9	No Change	4440	629	6	0.95%	No Change
Reading	326	8	2.1	Lower	8656	1533	11	0.72%	Lower
Rehoboth	77	0	0	Lower	2441	385	0	0%	Lower
Revere	2432	158	18.5	Lower	27144	3967	204	5.14%	Lower

City/Town	Total Case Count	Case Count (Last 14 Days)	Average Daily Incidence Rate per 100,000 (Last 14 days) ¹	Relative Change in Case Counts ²	Total Tests	Total Tests (Last 14 days)	Total Positive Tests (Last 14 days)	Percent Positivity (Last 14 days)	Change in Percent Positivity ³
Richmond	5	0	0	No Change	363	54	0	0%	No Change
Rochester	42	0	0	No Change	1313	190	0	0%	No Change
Rockland	317	10	4.0	Higher	5005	633	11	1.74%	Higher
Rockport	87	0	0	Lower	1849	255	0	0%	Lower
Rowe	0	0	0	No Change	93	15	0	0%	No Change
Rowley	68	0	0	No Change	2168	367	0	0%	No Change
Royalston	<5	0	0	No Change	304	36	0	0%	No Change
Russell	22	<5	3.8	No Change	404	76	3	3.95%	Higher
Rutland	59	0	0	Lower	2636	525	0	0%	Lower
Salem	790	33	5.2	Higher	18915	4236	51	1.20%	Lower
Salisbury	67	5	4.0	Higher	2353	332	5	1.51%	Higher
Sandisfield	7	0	0	No Change	436	40	0	0%	No Change
Sandwich	107	<5	0.7	No Change	4907	786	2	0.25%	Lower
Saugus	670	31	7.8	Higher	10785	1809	42	2.32%	No Change
Savoy	<5	0	0	No Change	128	19	0	0%	No Change
Scituate	211	7	2.8	Lower	5144	879	8	0.91%	Lower
Seekonk	114	7	3.6	Lower	2998	477	8	1.68%	Lower
Sharon	180	5	2.0	Higher	5863	1050	8	0.76%	Higher

City/Town	Total Case Count	Case Count (Last 14 Days)	Average Daily Incidence Rate per 100,000 (Last 14 days) ¹	Relative Change in Case Counts ²	Total Tests	Total Tests (Last 14 days)	Total Positive Tests (Last 14 days)	Percent Positivity (Last 14 days)	Change in Percent Positivity ³
Sheffield	16	0	0	No Change	945	173	0	0%	No Change
Shelburne	9	<5	3.9	No Change	1006	180	1	0.56%	No Change
Sherborn	20	0	0	Lower	1309	233	0	0%	Lower
Shirley	181	<5	1.7	Higher	3912	275	2	0.73%	Higher
Shrewsbury	381	9	1.6	Higher	12391	2331	9	0.39%	No Change
Shutesbury	<5	0	0	No Change	599	154	0	0%	No Change
Somerset	234	11	4.2	Higher	6045	754	12	1.59%	Higher
Somerville	1189	82	7.7	Higher	48133	12477	88	0.71%	Lower
South Hadley	212	<5	1.2	Lower	6258	1823	6	0.33%	Lower
Southampton	35	<5	2.4	No Change	1657	397	2	0.50%	Lower
Southborough	45	<5	1.5	Higher	3079	543	2	0.37%	Higher
Southbridge	199	<5	0.8	No Change	5402	791	4	0.51%	No Change
Southwick	63	<5	0.7	Lower	2587	513	2	0.39%	Lower
Spencer	87	<5	2.5	Lower	3551	638	6	0.94%	Lower
Springfield	3280	66	3.0	Higher	53290	10423	94	0.90%	No Change
Sterling	129	0	0	Lower	3102	494	1	0.20%	Lower
Stockbridge	15	0	0	No Change	659	95	0	0%	No Change
Stoneham	427	12	3.8	Higher	8646	1316	13	0.99%	No Change

City/Town	Total Case Count	Case Count (Last 14 Days)	Average Daily Incidence Rate per 100,000 (Last 14 days) ¹	Relative Change in Case Counts ²	Total Tests	Total Tests (Last 14 days)	Total Positive Tests (Last 14 days)	Percent Positivity (Last 14 days)	Change in Percent Positivity ³
Stoughton	643	9	2.3	Higher	9532	1253	10	0.80%	Higher
Stow	29	<5	1.0	Higher	2272	465	1	0.22%	Higher
Sturbridge	52	<5	0.7	No Change	2542	496	1	0.20%	No Change
Sudbury	220	5	2.0	Higher	6147	974	5	0.51%	Higher
Sunderland	10	0	0	No Change	2421	1175	0	0%	No Change
Sutton	72	<5	3.2	Lower	2574	493	5	1.01%	Lower
Swampscott	162	5	2.6	Lower	5314	752	5	0.66%	Lower
Swansea	174	6	2.7	Lower	4532	576	8	1.39%	Lower
Taunton	1087	24	3.0	Higher	20136	2614	30	1.15%	No Change
Templeton	127	<5	1.6	No Change	2742	351	2	0.57%	No Change
Tewksbury	637	7	1.6	Lower	12664	1802	11	0.61%	Lower
Tisbury	14	0	0	Lower	3810	499	0	0%	Lower
Tolland	<5	0	0	No Change	46	10	0	0%	No Change
Topsfield	122	0	0	No Change	2566	345	0	0%	Lower
Townsend	41	<5	2.3	Higher	2440	385	4	1.04%	No Change
Truro	12	<5	3.6	Higher	618	62	1	1.61%	Higher
Tyngsborough	120	8	4.8	Higher	3567	505	10	1.98%	Higher
Tyringham	<5	<5	28.4	Higher	84	22	1	4.55%	Higher

City/Town	Total Case Count	Case Count (Last 14 Days)	Average Daily Incidence Rate per 100,000 (Last 14 days) ¹	Relative Change in Case Counts ²	Total Tests	Total Tests (Last 14 days)	Total Positive Tests (Last 14 days)	Percent Positivity (Last 14 days)	Change in Percent Positivity ³
Upton	28	0	0	No Change	1870	340	0	0%	No Change
Uxbridge	86	<5	1.4	Higher	3665	553	3	0.54%	Higher
Wakefield	348	7	1.9	Higher	9890	1416	8	0.56%	Higher
Wales	5	0	0	No Change	406	77	0	0%	No Change
Walpole	270	9	2.5	Higher	8496	1329	11	0.83%	Higher
Waltham	1342	38	4.1	Lower	32934	12656	47	0.37%	Lower
Ware	45	<5	2.8	No Change	2814	564	4	0.71%	Lower
Wareham	231	5	1.5	Lower	5748	657	5	0.76%	Lower
Warren	29	<5	2.6	No Change	1106	187	2	1.07%	No Change
Warwick	0	0	0	No Change	190	29	0	0%	No Change
Washington	<5	0	0	No Change	98	13	0	0%	No Change
Watertown	426	6	1.3	Lower	12267	2243	7	0.31%	Lower
Wayland	116	<5	0.5	Higher	4688	811	1	0.12%	Higher
Webster	284	<5	0.4	Lower	6756	959	4	0.42%	No Change
Wellesley	274	7	1.7	Lower	18624	9017	8	0.09%	No Change
Wellfleet	7	<5	2.6	No Change	817	71	1	1.41%	Higher
Wendell	0	0	0	No Change	274	60	0	0%	No Change
Wenham	27	5	6.9	Higher	2664	1494	5	0.33%	No Change

City/Town	Total Case Count	Case Count (Last 14 Days)	Average Daily Incidence Rate per 100,000 (Last 14 days) ¹	Relative Change in Case Counts ²	Total Tests	Total Tests (Last 14 days)	Total Positive Tests (Last 14 days)	Percent Positivity (Last 14 days)	Change in Percent Positivity ³
West Boylston	66	<5	0.9	Higher	2503	397	1	0.25%	No Change
West Bridgewater	155	7	6.9	Higher	2841	412	8	1.94%	Higher
West Brookfield	26	0	0	No Change	1693	254	0	0%	No Change
West Newbury	17	<5	5.3	Higher	1212	225	3	1.33%	Higher
West Springfield	438	9	2.2	Lower	8433	1327	14	1.06%	Lower
West Stockbridge	9	0	0	No Change	395	82	0	0%	No Change
West Tisbury	14	0	0	Lower	1401	208	1	0.48%	Lower
Westborough	374	11	4.2	Higher	6402	1124	12	1.07%	Higher
Westfield	521	9	1.5	Lower	11624	1923	11	0.57%	Lower
Westford	177	10	3.1	No Change	7125	1159	13	1.12%	No Change
Westhampton	10	<5	12.6	Lower	289	48	3	6.25%	Lower
Westminster	38	<5	3.9	Higher	2217	358	4	1.12%	Higher
Weston	127	6	3.9	Higher	4799	987	8	0.81%	No Change
Westport	128	13	5.6	Lower	4537	726	15	2.07%	No Change
Westwood	161	11	5.3	No Change	5433	934	11	1.18%	No Change
Weymouth	822	27	3.4	Higher	16960	2293	31	1.35%	Higher

City/Town	Total Case Count	Case Count (Last 14 Days)	Average Daily Incidence Rate per 100,000 (Last 14 days) ¹	Relative Change in Case Counts ²	Total Tests	Total Tests (Last 14 days)	Total Positive Tests (Last 14 days)	Percent Positivity (Last 14 days)	Change in Percent Positivity ³
Whately	8	0	0	No Change	234	56	0	0%	Lower
Whitman	216	12	5.6	Higher	4053	564	15	2.66%	Higher
Wilbraham	249	9	4.4	Higher	5969	1886	13	0.69%	Lower
Williamsburg	17	<5	5.8	Lower	1241	292	2	0.68%	Lower
Williamstown	90	5	4.8	Higher	7556	4131	5	0.12%	No Change
Wilmington	362	11	3.2	Higher	6820	1096	15	1.37%	Higher
Winchendon	92	<5	0.7	Higher	3062	405	5	1.23%	Higher
Winchester	132	<5	1.3	No Change	8473	1485	4	0.27%	No Change
Windsor	0	0	0	No Change	201	39	0	0%	No Change
Winthrop	383	23	8.7	Higher	9265	2642	30	1.14%	Lower
Woburn	716	20	3.4	Higher	13844	2124	22	1.04%	Higher
Worcester	5983	201	7.5	Higher	115561	31176	240	0.77%	No Change
Worthington	0	0	0	No Change	311	45	0	0%	No Change
Wrentham	227	6	3.8	Higher	4890	667	6	0.90%	Higher
Yarmouth	132	5	1.5	Higher	6424	692	6	0.87%	Higher
Unknown ⁴	372	72	*	*	80760	10260	76	*	*
State	121396	4507	4.6	Higher	2798585	567709	5508	0.97%	Lower

⁴Address information for these cases is currently being obtained.

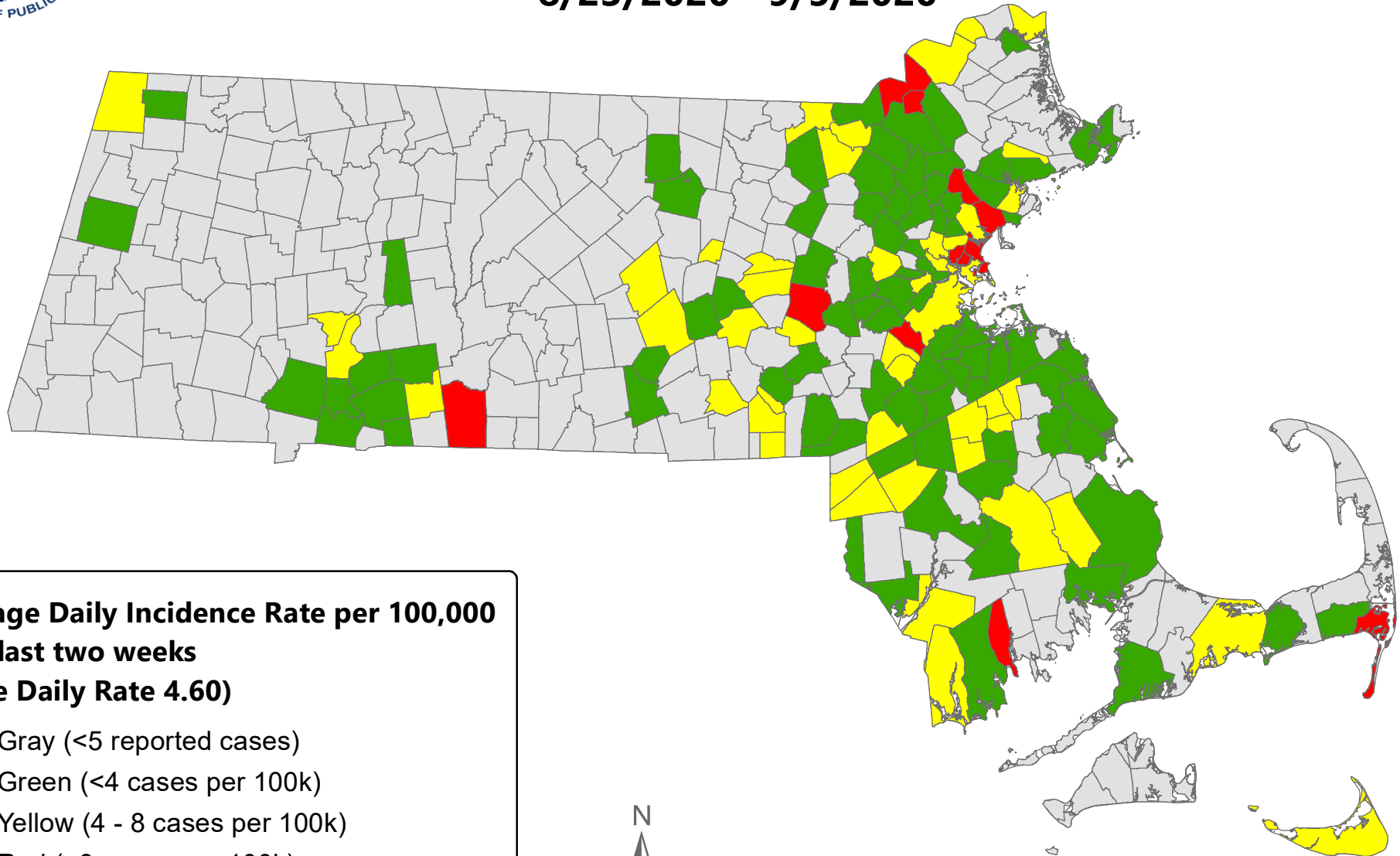
County	Total Case Count	Case Count (Last 14 Days)	Average Daily Incidence Rate per 100,000 (Last 14 days)	Relative Change in Case Counts ¹	Total Tests	Total Tests (Last 14 days)	Total Positive Tests (Last 14 days)	Percent Positivity (Last 14 days)	Change in Percent Positivity ²
Barnstable County	1663	70	2.3	Higher	63932	8020	78	0.97%	Higher
Berkshire County	676	25	1.4	Lower	45272	11567	35	0.30%	No Change
Bristol County	9418	424	5.3	Higher	190126	32226	514	1.59%	Higher
Dukes and Nantucket Counties	104	12	3.0	Lower	16017	2284	15	0.66%	No Change
Essex County	18454	729	6.5	Higher	313373	54757	925	1.69%	No Change
Franklin County	396	11	1.1	Lower	24656	5970	13	0.22%	Lower
Hampden County	7793	204	3.1	Higher	155942	28690	278	0.97%	No Change
Hampshire County	1191	52	2.3	Lower	81658	32240	68	0.21%	Lower
Middlesex County	25847	900	3.9	Higher	664306	137114	1051	0.77%	No Change
Norfolk County	9716	301	3.0	Higher	252921	48366	352	0.73%	No Change
Plymouth County	9257	269	3.7	Higher	163835	23677	327	1.38%	No Change
Suffolk County	22831	1040	9.1	Lower	416701	103772	1295	1.25%	Lower
Worcester County	13678	398	3.4	Higher	329086	68766	481	0.70%	No Change
Unknown ³	372	72	*	*	80760	10260	76	*	*
State	121396	4507	4.6	Higher	2798585	567709	5508	0.97%	Lower

Data are current as of 10am on 9/9/2020; For populations <50,000, <5 cases are reported as such or suppressed for confidentiality purposes. ¹Number of new cases occurring over the current two-week period (8/23/2020 – 9/5/2020) compared to the previous two-week period (8/16/2020 – 8/29/2020). **Higher**=number of new cases in the current two-week period higher than the number of new cases during the last two-week period. **Lower**=number of new cases in the current two-week period lower than number of new cases during the last two-week period. **No change**=number of new cases in current two-week period is equal to the number of new cases during the last two-week period. ²Change in percent positivity compared to the previous week's (9/2/2020) report. **No Change**= <0.10% difference in the percent positivity. ³Address information for these cases is currently being obtained. DPH calculates rates per 100,000 population using denominators estimated by the University of Massachusetts Donahue Institute using a modified Hamilton-Perry model (Strate S, et al. Small Area Population Estimates for 2011 through 2020, report, Oct 2016.) **Please note:** Data for these tables are based on information available in the DPH surveillance database at a single point in time. Case counts for specific cities and towns change throughout the day as data cleaning occurs (removal of duplicate reports within the system) and new demographic information (assigning cases to their city or town of residence) is obtained.



Average Daily Incidence Rate (per 100,000, PCR only) for COVID-19 in MA by City/Town Over Last Two Weeks

8/23/2020 - 9/5/2020



Average Daily Incidence Rate per 100,000 over last two weeks (State Daily Rate 4.60)

- Gray (<5 reported cases)
- Green (<4 cases per 100k)
- Yellow (4 - 8 cases per 100k)
- Red (>8 cases per 100k)



1 inch = 20 miles

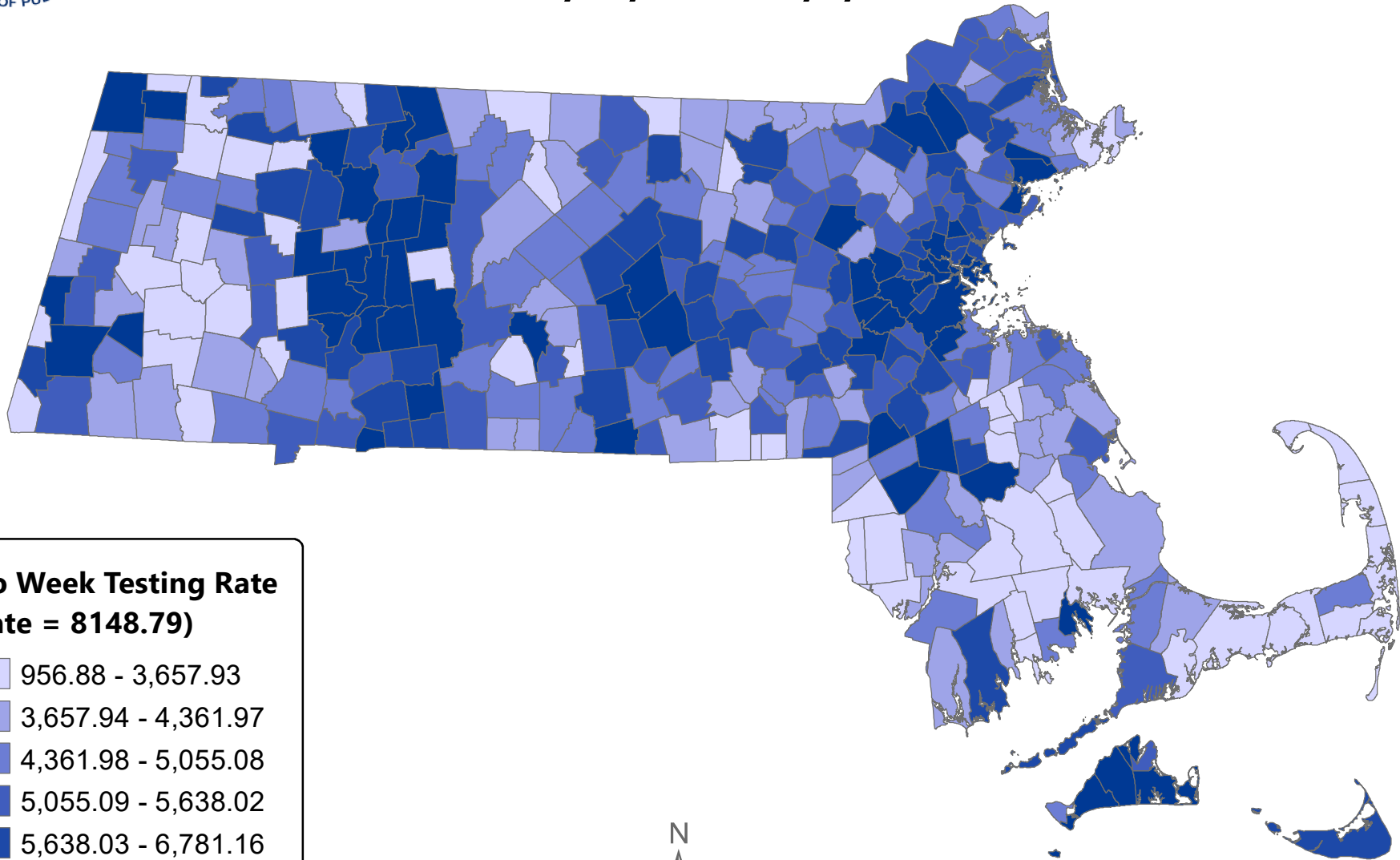
* Unknown Official City/Town (N = 72)
Cases are excluded when City/Town is unknown.

Bureau of Infectious Disease and Laboratory Sciences

* Data as of 09SEPT2020 and are subject to change.



Testing Rate (per 100,000, PCR only) for COVID-19 in MA by City/Town Over Last Two Weeks 8/23/2020 - 9/5/2020



Two Week Testing Rate (State = 8148.79)

- 956.88 - 3,657.93
- 3,657.94 - 4,361.97
- 4,361.98 - 5,055.08
- 5,055.09 - 5,638.02
- 5,638.03 - 6,781.16
- 6,781.17 - 56,061.10



1 inch = 20 miles

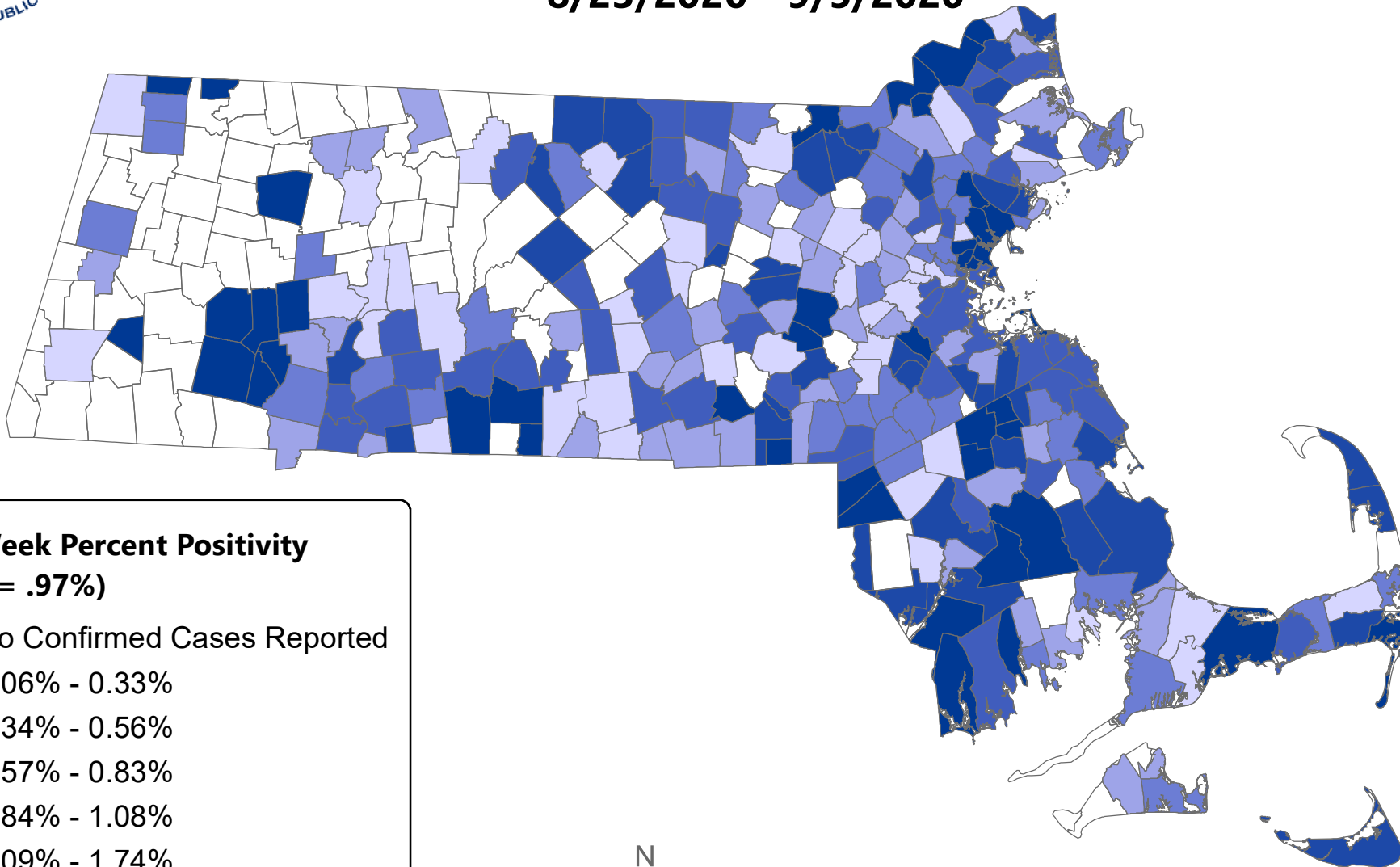
Bureau of Infectious Disease and Laboratory Sciences

* Unknown Official City/Town (N = 10,260)
Cases are excluded when City/Town is unknown.

* Data as of 09SEPT2020
and are subject to change.



Percent Positivity (PCR only) among Tests Performed for COVID-19 in MA by City/Town Over Last Two Weeks 8/23/2020 - 9/5/2020



Two Week Percent Positivity (State = .97%)

- No Confirmed Cases Reported
- 0.06% - 0.33%
- 0.34% - 0.56%
- 0.57% - 0.83%
- 0.84% - 1.08%
- 1.09% - 1.74%
- 1.75% - 50.0%



1 inch = 20 miles

Bureau of Infectious Disease and Laboratory Sciences

* Unknown Official City/Town (N = 10,260)
Cases are excluded when City/Town is unknown.

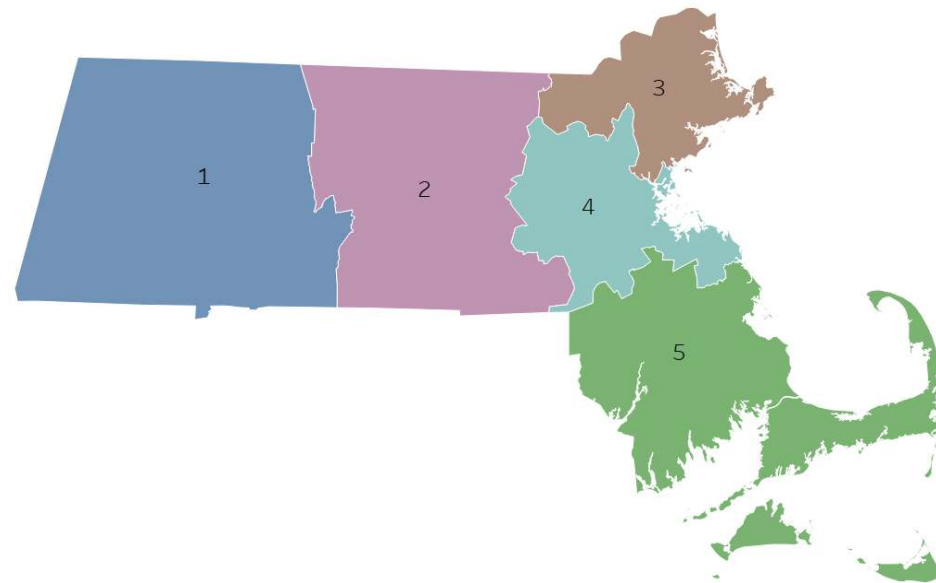
* Data as of 09SEPT2020
and are subject to change.



Rate (per 100,000) of New Confirmed COVID-19 Cases in Past 7 Days by Emergency Medical Services (EMS) Region

7 Day Total of New Cases Through September 2, 2020

EMS Region	New Cases Per 100,000
1	13
2	17
3	28
4	27
5	23



Notes

- (1) Massachusetts is divided into five geographical EMS regions. For more information, please see <https://www.mass.gov/service-details/ems-regions-in-massachusetts>.
- (2) Cases per 100,000 for each EMS region are calculated as the number of new cases within a region divided by that region's population multiplied by 100,000.
- (3) Data source: MAVEN and Umass Donahue Institute Population Estimates.
- (4) Congregate care testing surveillance guidance requires facilities to take different action if their regional transmission is above or below 40 new cases per 100,000 residents.



Massachusetts Residents Quarantined due to COVID-19

Data are accurate as of 9/8/2020 at 5p.m.

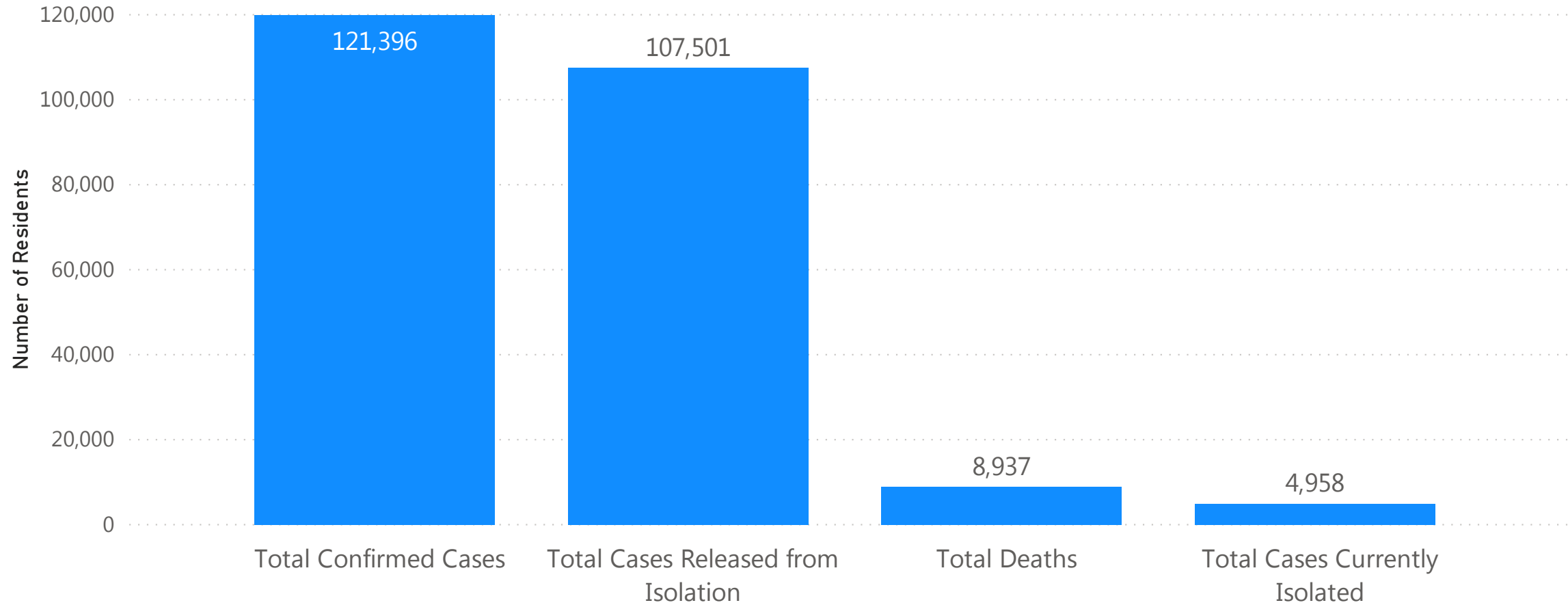
Massachusetts Residents Subject to COVID-19 Quarantine by Current Status as of September 9, 2020	Number of Residents ▼
Total of Individuals who have Completed Monitoring (no longer in Quarantine)	81,102
Total of Individuals Currently Undergoing Monitoring/Under Quarantine	1,989
Total of Individuals Subject to Quarantine	83,091

Learn more about [quarantine or self monitoring](#).



Massachusetts Residents Isolated due to COVID-19

Status of all Confirmed COVID-19 Cases as of September 9, 2020



NOTE: Individuals who had a confirmed case of COVID-19 and are no longer in isolation are considered for purposes of this report to be recovered. As part of this definition, DPH is counting people as released from isolation after 21 days of illness or 21 days past the date of their test in all settings including nursing homes and state facilities.

MA Contact Tracing: Total Cases and Contacts and Percentage Outreach Completed

Cases Identified for Outreach:	
99,286	
Apr. 10, 2020 – Sept. 5, 2020	
Local Health Departments:	Community Tracing Collaborative:
66,112	33,174
Cases Identified for Outreach	Cases Identified for Outreach

Contacts Identified for Outreach:	
66,123	
Apr. 10, 2020 – Sept. 5, 2020	
Local Health Departments:	Community Tracing Collaborative:
39,282	26,841
Contacts Identified for Outreach	Contacts Identified for Outreach

Case Outreach Completed:	
91.5%	
Apr. 10, 2020 – Sept. 5, 2020	
Local Health Departments:	Community Tracing Collaborative:
94.8%	84.9%
Cases with Outreach Completed	Cases with Outreach Completed

Contact Outreach Completed:	
78.4%	
Apr. 10, 2020 – Sept. 5, 2020	
Local Health Departments:	Community Tracing Collaborative:
70.6%	89.8%
Contacts with Outreach Completed	Contacts with Outreach Completed

Total Workforce (Sept. 8, 2020)	1,887
Local Health + MDPH	1,200
CTC	687

Combined case investigation, contact tracing, and monitoring workforce

Note: The COVID-19 Community Tracing Collaborative (CTC) began operation on April 10, 2020. Data in this dashboard reflects the combined contact tracing of Local Health Departments, Massachusetts Department of Public Health (MDPH) and the CTC since that date. Prior to April 10, 2020, all COVID-19 contact tracing in Massachusetts was conducted by Local Health Departments.

MA Contact Tracing: Case and Contact Outreach Outcomes

Case Outreach Completed:

91.5% of 99,286

Apr. 10, 2020 – Sept. 5, 2020

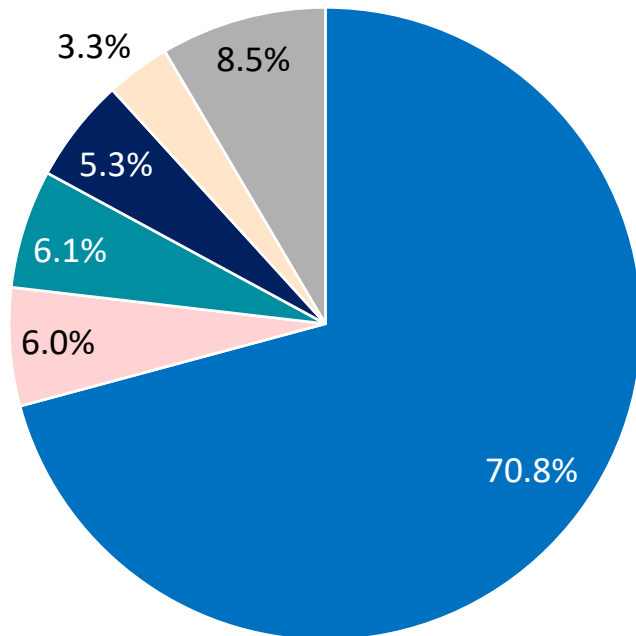
Contact Outreach Completed:

78.4% of 66,123

Apr. 10, 2020 – Sept. 5, 2020

Case Outreach Outcomes

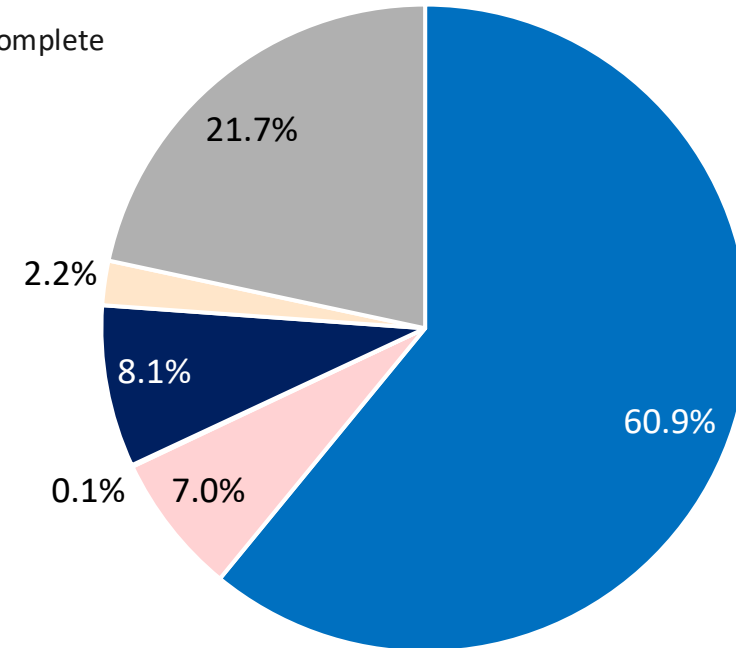
Apr. 10, 2020 – Sept. 5, 2020



Contact Outreach Outcomes

Apr. 10, 2020- Sept. 5, 2020

- Isolation/ Quarantine Complete
- Lost-to Follow Up
- Deceased
- Ongoing Monitoring
- Other
- Not Reached

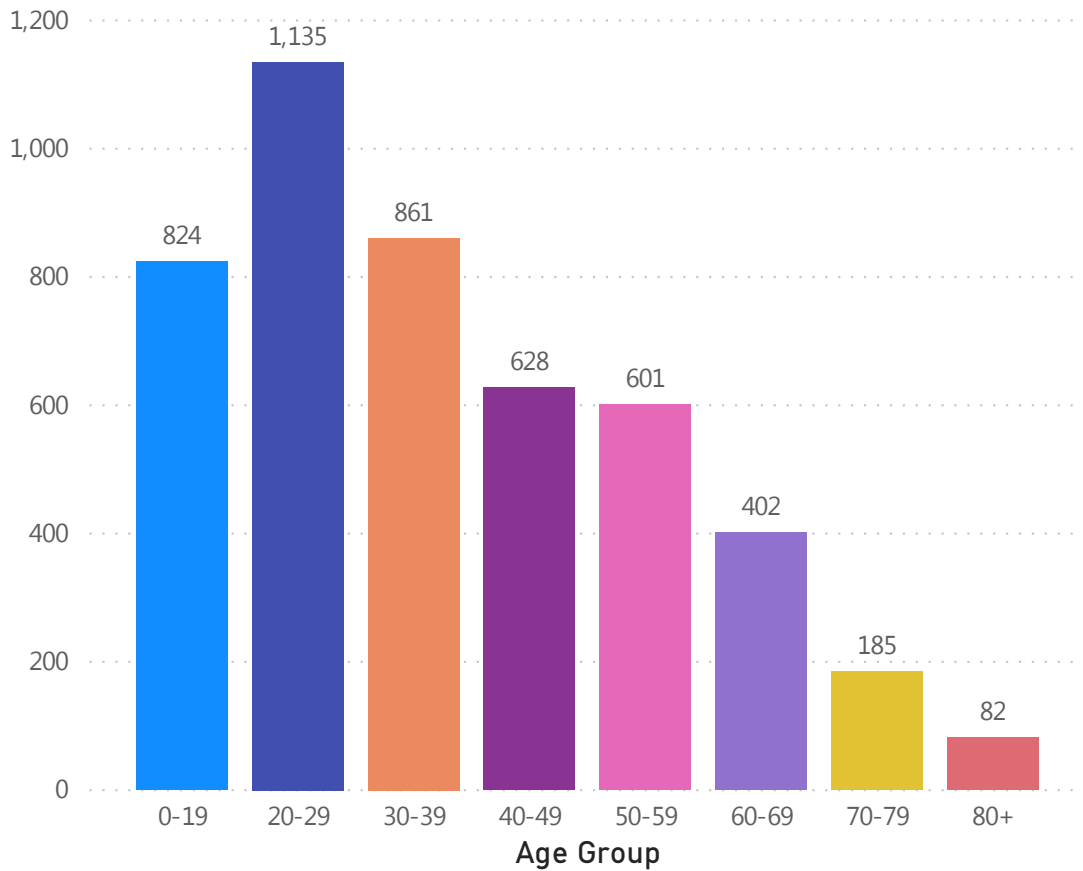




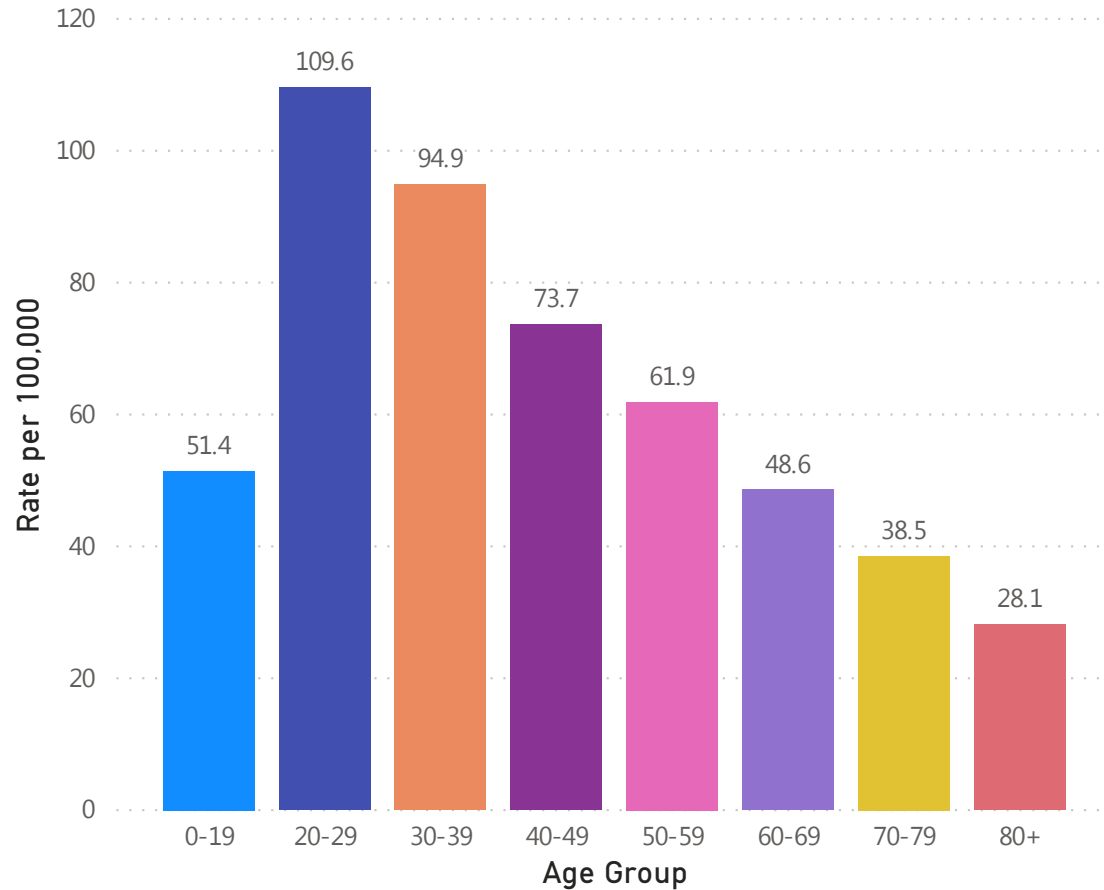
Cases and Case Rate by Age Group for Last Two Weeks

This data covers 8/23/2020 to 9/5/2020

Total COVID-19 Cases by Age Group for Last Two Weeks



Rate (per 100,000) of Total COVID-19 Cases by Age Group for Last Two Weeks



Average age of Total COVID-19 Cases for Last Two Weeks

37

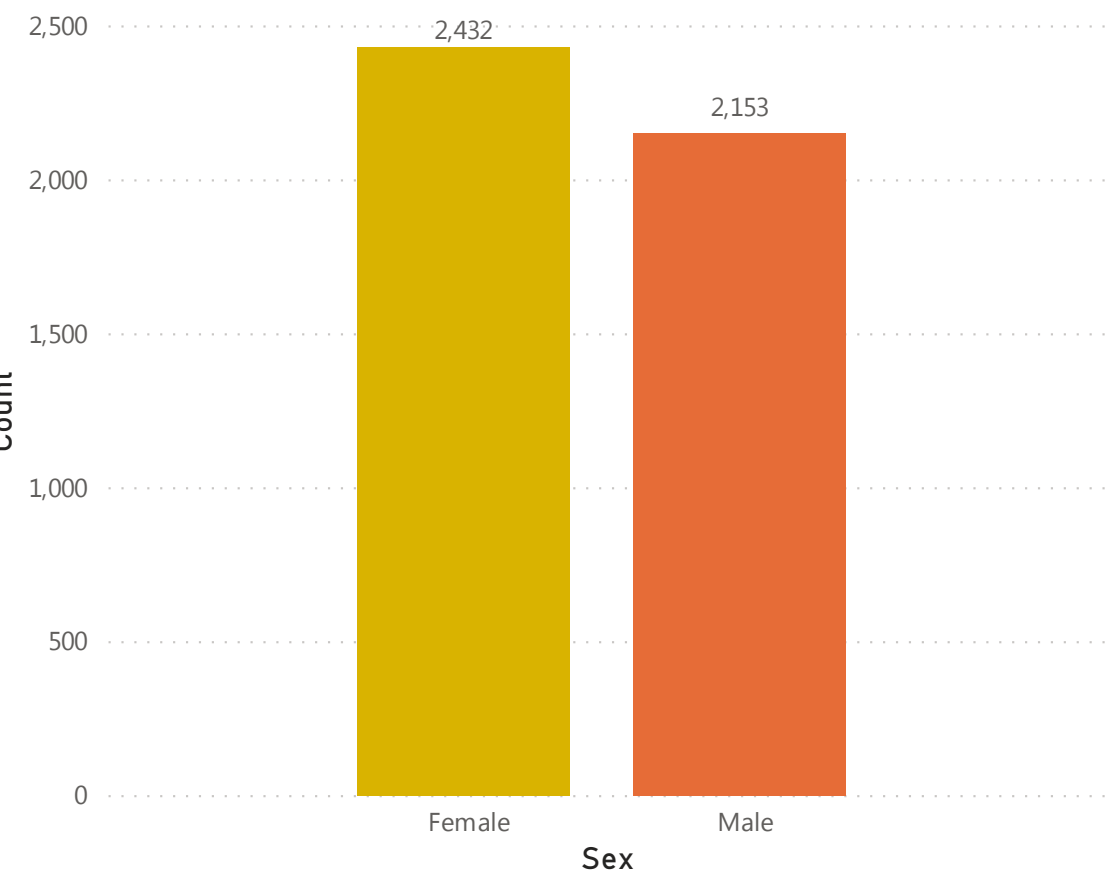
Data Sources: COVID-19 Data provided by the Bureau of Infectious Disease and Laboratory Sciences, Population Estimates 2011-2018: Small Area Population Estimates 2011-2020, version 2018; Tables and Figures created by the Office of Population Health. Note: all data are current as of 8:00am on the date at the top of the page. Includes both probable and confirmed cases.



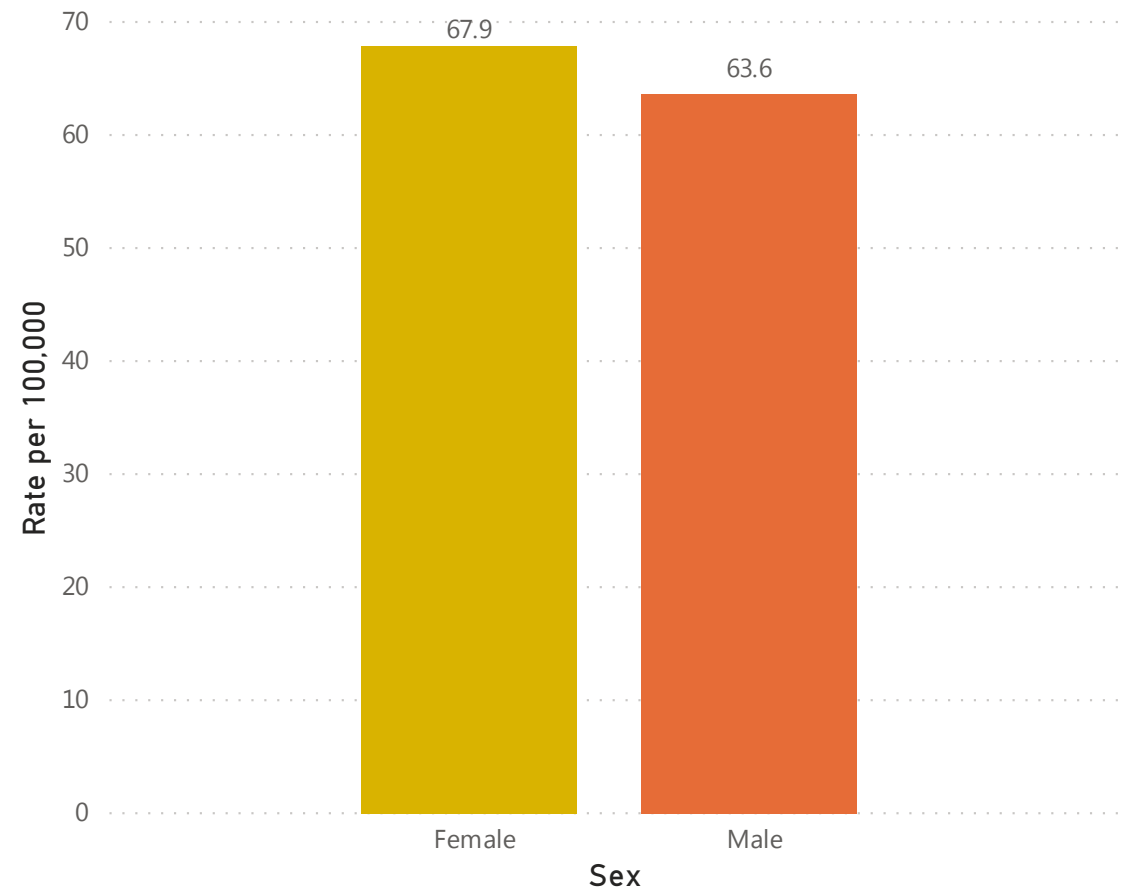
Cases and Case Rate by Sex for Last Two Weeks

This data covers 8/23/2020 to 9/5/2020

Total COVID-19 Cases by Sex for Last Two Weeks



Rate (per 100,000) of Total COVID-19 Cases by Sex for Last Two Weeks



Data Sources: COVID-19 Data provided by the Bureau of Infectious Disease and Laboratory Sciences, Population Estimates 2011-2018: Small Area Population Estimates 2011-2020, version 2018; Tables and Figures created by the Office of Population Health. Note: all data are current as of 8:00am on the date at the top of the page. Includes both probable and confirmed cases.

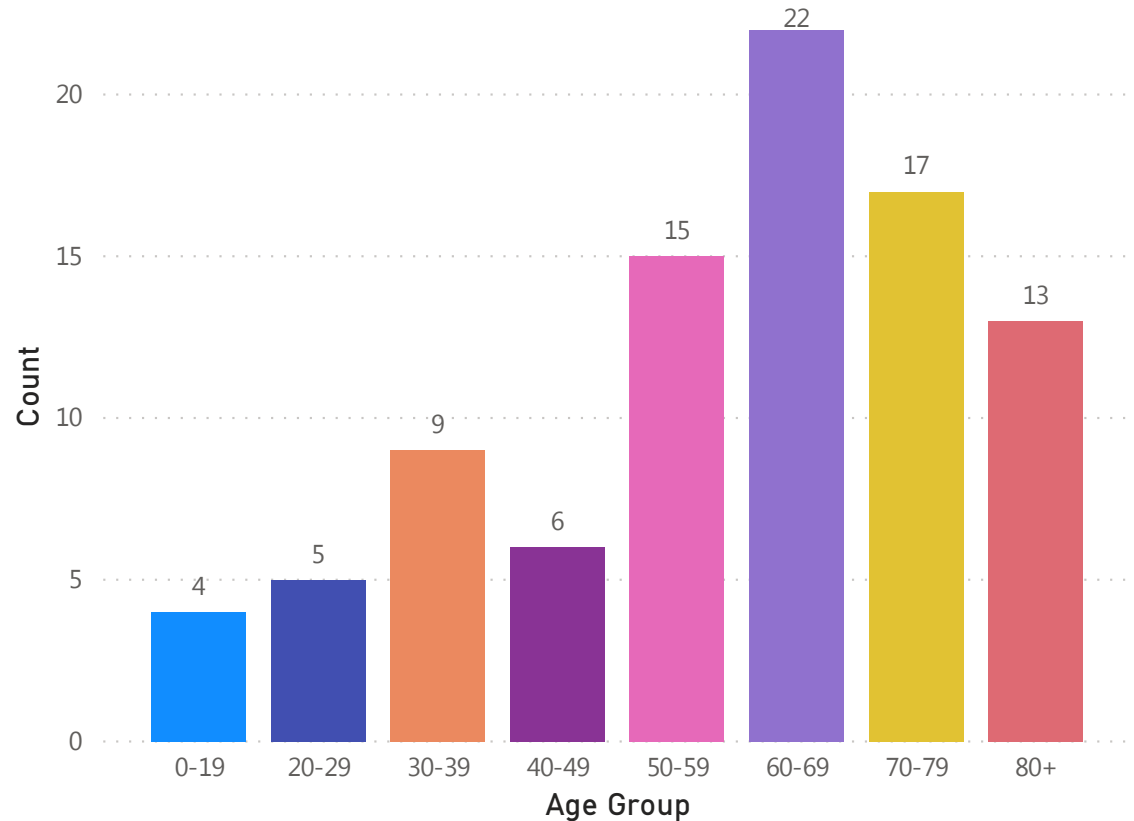


Hospitalizations & Hospitalization Rate by Age Group

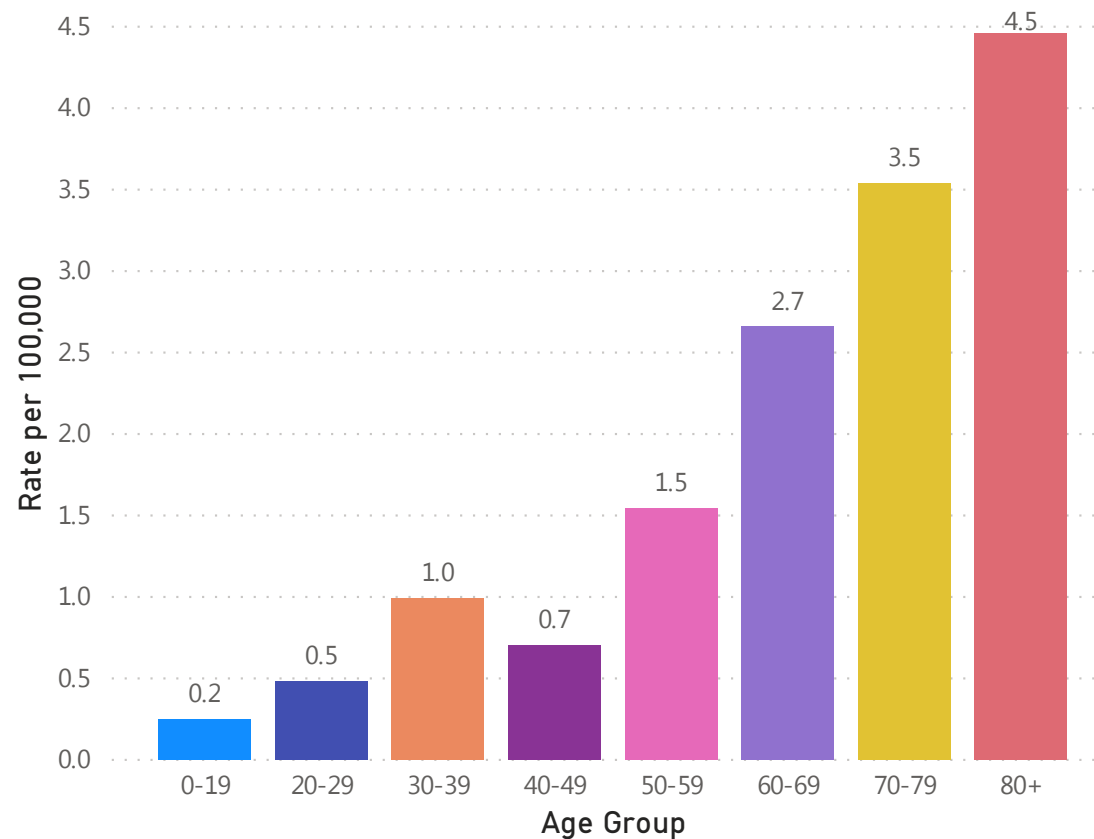
for Last Two Weeks

This data covers 8/23/2020 to 9/5/2020

Total COVID-19 Cases Occurring in the Last Two Weeks who were Reported as Hospitalized* by Age Group



Rate (per 100,000) of Total COVID-19 Cases Occurring in the Last Two Weeks who were Reported as Hospitalized* by Age Group



Average Age of Total Cases Occurring in the Last Two Weeks Reported as Hospitalized*

59

Data Sources: COVID-19 Data provided by the Bureau of Infectious Disease and Laboratory Sciences; Population Estimates 2011-2018: Small Area Population Estimates 2011-2020, version 2018; Tables and Figures created by the Office of Population Health. Notes: all data are current as of 8:00am on the date at the top of the page; *Hospitalization refers to status at any point in time, not necessarily the current status of the patient, demographic data on hospitalized patients collected retrospectively; analysis does not include all hospitalized patients and may not add up to data totals from hospital surveys. Includes both probable and confirmed cases.



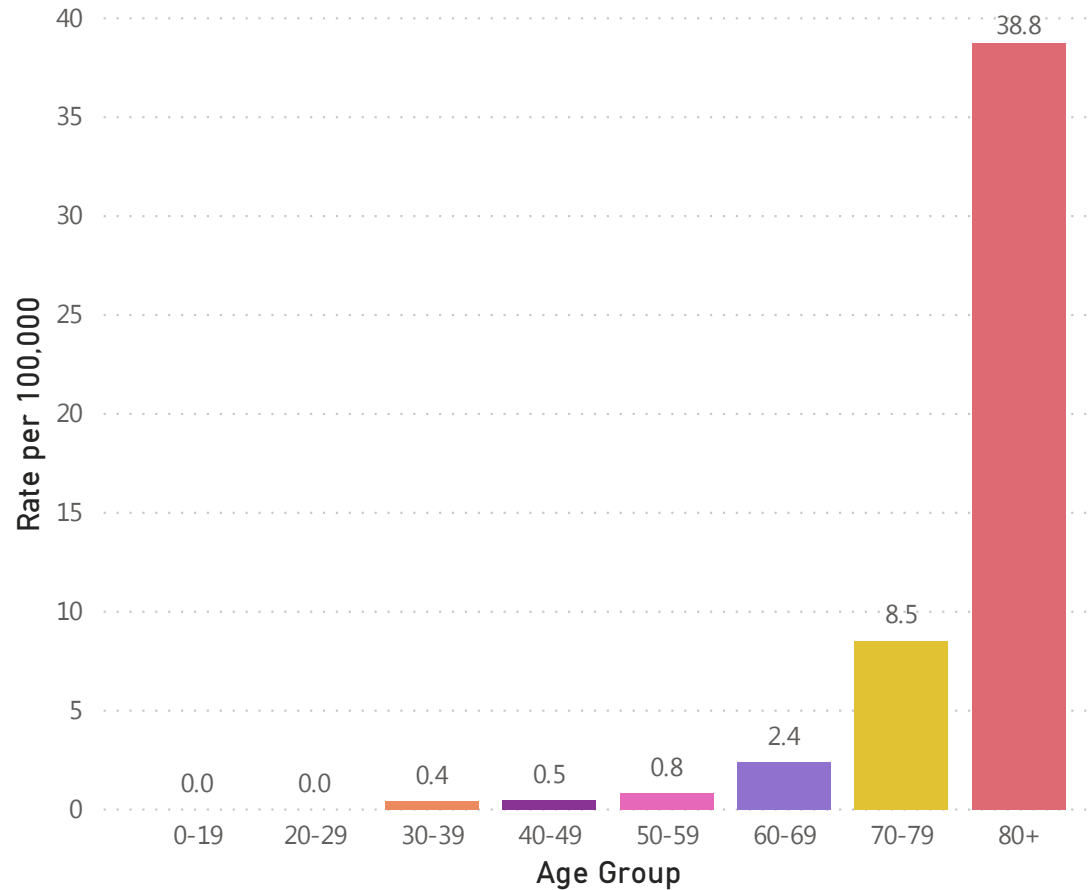
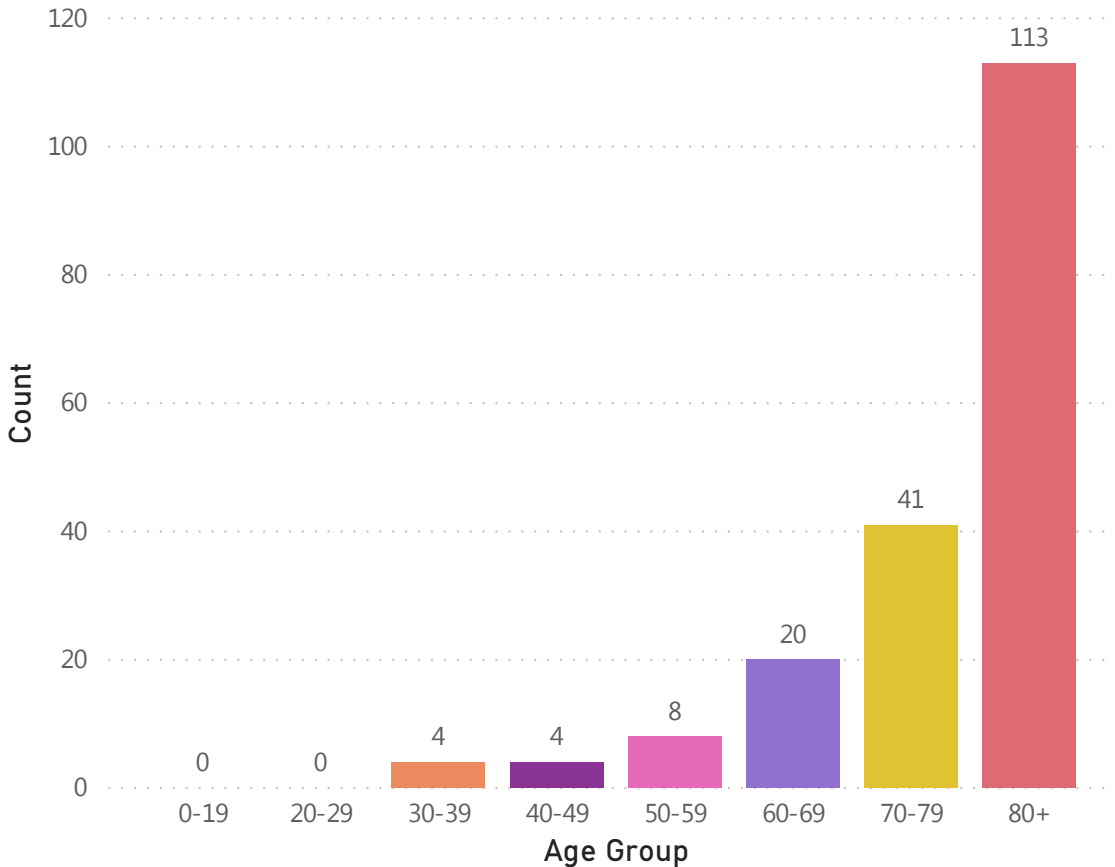
Deaths and Death Rate by Age Group for Last Two Weeks

Weeks

This data covers 8/23/2020 to 9/5/2020

Deaths by Age Group in Total COVID-19 for Last Two Weeks

Rate (per 100,000) of Total COVID-19 Deaths by Age Group for Last Two Weeks



Average Age of Deaths in Total COVID-19 Cases for Last Two Weeks

80

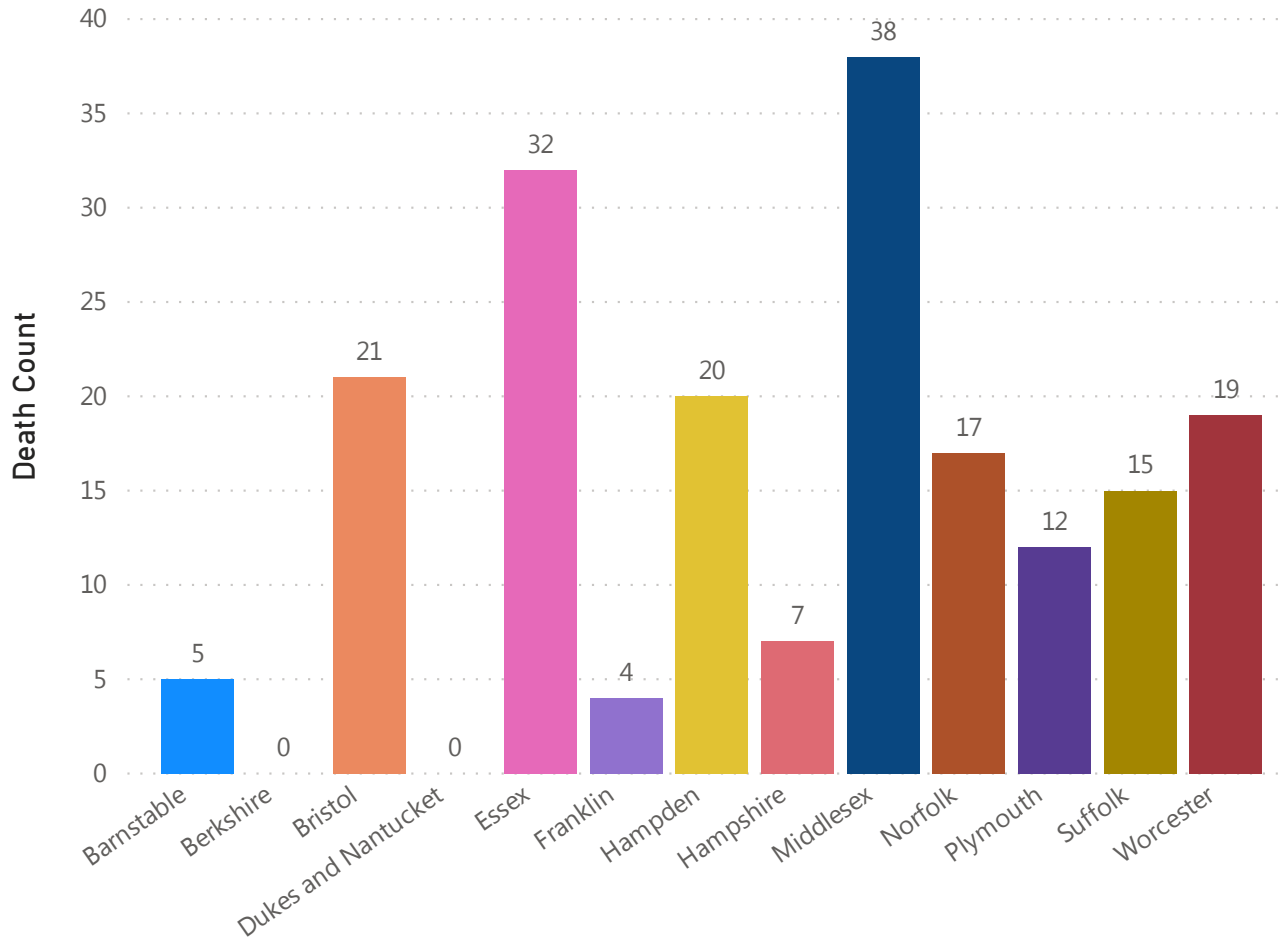
Data Sources: COVID-19 Data provided by the Bureau of Infectious Disease and Laboratory Sciences and the Registry of Vital Records and Statistics; Population Estimates 2011-2018: Small Area Population Estimates 2011-2020, version 2018; Tables and Figures created by the Office of Population Health. Note: all data are current as of 8:00am on the date at the top of the page. Includes both probable and confirmed cases.



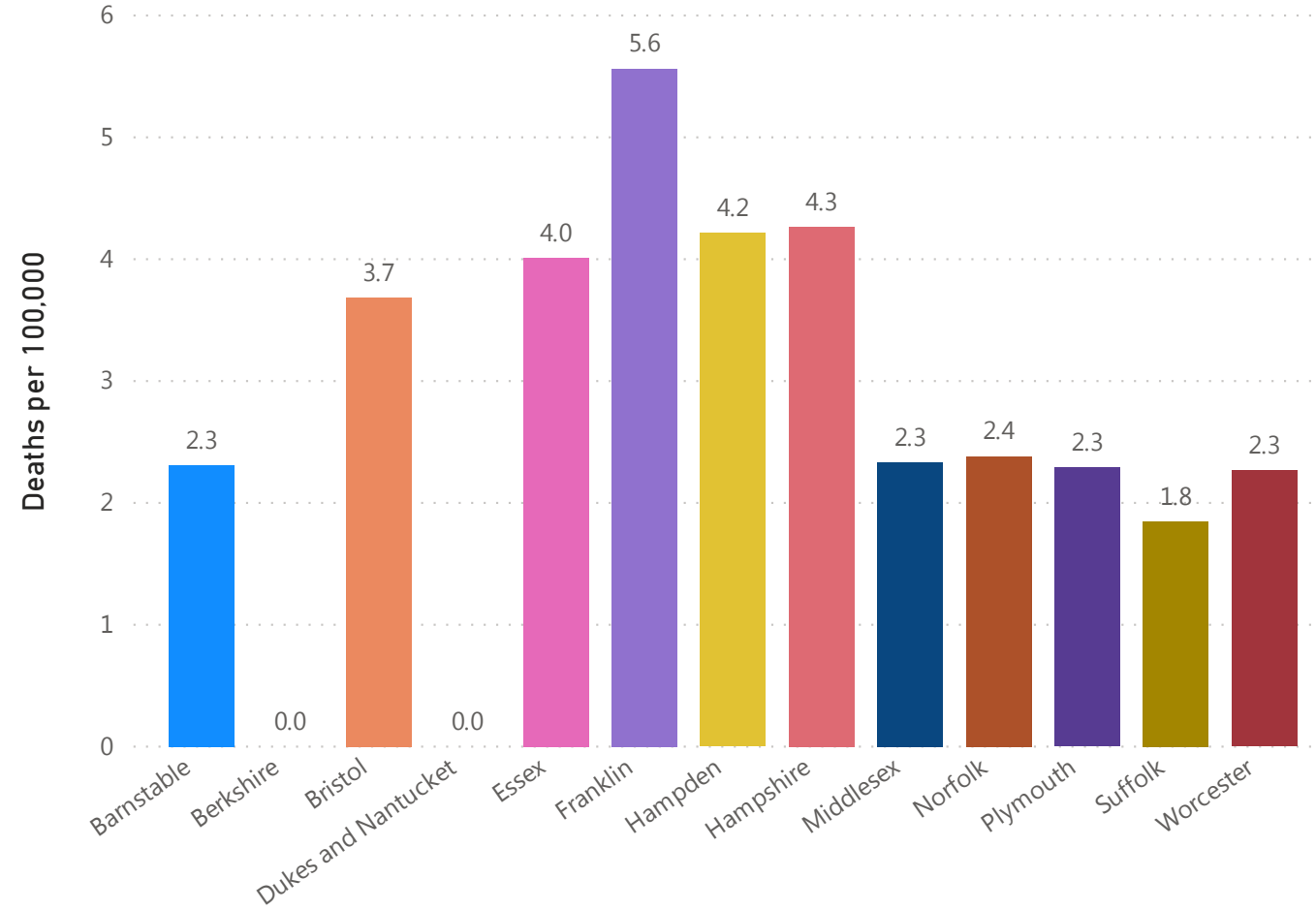
Deaths and Death Rate by County for Last Two Weeks

This data covers 8/23/2020 to 9/5/2020

Count of Deaths in Total COVID-19 Cases by County



Rate (per 100,000) of Total COVID-19 Deaths by County



Data Sources: COVID-19 Data provided by the Bureau of Infectious Disease and Laboratory Sciences; County Population Estimates 2011-2018: Small Area Population Estimates 2011-2020, version 2018, Massachusetts Department of Public Health, Bureau of Environmental Health; Tables and Figures created by the Office of Population Health. Note: all data are current as of 8:00am on the date at the top of the page. Includes both probable and confirmed cases.



Massachusetts Department of Public Health COVID-19 Dashboard - Wednesday, September 09, 2020

COVID Cases and Facility-Reported Deaths in Long Term Care Facilities (1/8)

Cumulative data collected as of 9/8/2020

Facility	County	Total licensed beds	Number of Cases*	COVID-19 Deaths**
16 ACRES HEALTHCARE CENTER	HAMPDEN	120	> 30	16
ABERJONA NURSING CENTER INC	MIDDLESEX	123	> 30	6
ACADEMY MANOR	ESSEX	174	> 30	25
ADVINIA CARE AT PROVINCETOWN	BARNSTABLE	41	1-10	0
ADVINIA CARE AT WILMINGTON	MIDDLESEX	142	> 30	31
ADVOCATE HEALTHCARE OF EAST BOSTON LLC	SUFFOLK	190	> 30	17
AGAWAM HEALTHCARE	HAMPDEN	176	> 30	27
ALDEN COURT NURSING CARE & REHABILITATION CENTER	BRISTOL	142	11-30	1-4
ALLIANCE HEALTH AT ABBOTT	ESSEX	55	11-30	1-4
ALLIANCE HEALTH AT BALDWINVILLE	WORCESTER	94	> 30	15
ALLIANCE HEALTH AT BRAINTREE	NORFOLK	101	> 30	23
ALLIANCE HEALTH AT DEVEREUX	ESSEX	64	> 30	18
ALLIANCE HEALTH AT MARIE ESTHER	MIDDLESEX	78	1-10	0
ALLIANCE HEALTH AT MARINA BAY	NORFOLK	167	> 30	32
ALLIANCE HEALTH AT ROSEWOOD	ESSEX	135	> 30	23
ALLIANCE HEALTH AT WEST ACRES	PLYMOUTH	130	> 30	37
ANN'S REST HOME	SUFFOLK	13	0	0
APPLE VALLEY CENTER	MIDDLESEX	123	> 30	1-4
APPLEWOOD-A HOME FOR ELDER	WORCESTER	32	0	0
ARMENIAN NURSING & REHABILITATION CENTER	SUFFOLK	83	> 30	30
ARNOLD HOUSE INC	MIDDLESEX	22	11-30	0
ATTLEBORO HEALTHCARE	BRISTOL	120	> 30	15
BAKER-KATZ SKILLED NURSING AND REHABILITATION CTR	ESSEX	77	> 30	14
BAYPATH AT DUXBURY NURSING & REHABILITATION CTR	PLYMOUTH	120	> 30	13
BAYPOINTE REHAB CENTER	PLYMOUTH	169	> 30	42
BEAR HILL HEALTHCARE AND REHABILITATION CENTER	MIDDLESEX	169	> 30	27
BEAR MOUNTAIN AT ANDOVER	ESSEX	135	> 30	13
BEAR MOUNTAIN AT READING	MIDDLESEX	123	> 30	32

Facility	County	Total licensed beds	Number of Cases*	COVID-19 Deaths**
BEAR MOUNTAIN AT SUDBURY	MIDDLESEX	142	> 30	15
BEAR MOUNTAIN AT WEST SPRINGFIELD	HAMPDEN	168	> 30	16
BEAR MOUNTAIN AT WORCESTER	WORCESTER	173	> 30	14
BEAUMONT AT UNIVERSITY CAMPUS	WORCESTER	164	> 30	34
BEAUMONT REHAB & SKILLED NURSING CTR - NATICK	MIDDLESEX	53	> 30	10
BEAUMONT REHAB & SKILLED NURSING CTR - NORTHBORO	WORCESTER	96	> 30	32
BEAUMONT REHAB & SKILLED NURSING CTR - NORTHBRIDGE	WORCESTER	154	> 30	37
BEAUMONT REHAB & SKILLED NURSING CTR - WESTBORO	WORCESTER	152	> 30	31
BEAVEN KELLY HOME	HAMPDEN	57	0	0
BELMONT MANOR NURSING HOME IN	MIDDLESEX	156	> 30	56
BELVIDERE HEALTHCARE CENTER	MIDDLESEX	115	> 30	12
BENCHMARK SNR LIVING AT THE COMMONS IN LINCOLN SNF	MIDDLESEX	32	11-30	0
BENJAMIN HEALTHCARE CENTER	SUFFOLK	205	> 30	20
BERKELEY RETIREMENT HOMETHE	ESSEX	44	0	0
BERKSHIRE PLACE	BERKSHIRE	54	0	0
BERKSHIRE REHABILITATION & SKILLED CARE CENTER	BERKSHIRE	57	1-10	0
BETHANY SKILLED NURSING FACILITY	MIDDLESEX	169	> 30	19
BLAIRE HOUSE OF MILFORD	WORCESTER	73	> 30	17
BLAIRE HOUSE OF TEWKSBURY	MIDDLESEX	131	> 30	23
BLAIRE HOUSE OF WORCESTER	WORCESTER	75	> 30	27
BLUE HILLS HEALTH AND REHABILITATION CENTER	NORFOLK	92	> 30	15
BLUEBERRY HILL REHABILITATION AND HEALTHCARE CTR	ESSEX	132	> 30	24
BOSTON HOME INC (THE)	SUFFOLK	96	> 30	1-4
BOSTONIAN NURSING CARE & REHABILITATION CTR THE	SUFFOLK	121	11-30	10
BOURNE MANOR EXTENDED CARE FACILITY	BARNSTABLE	142	1-10	0
BRAINTREE MANOR HEALTHCARE	NORFOLK	177	> 30	14
BRANDON WOODS OF DARTMOUTH	BRISTOL	118	> 30	22
BRANDON WOODS OF NEW BEDFORD	BRISTOL	135	> 30	7

*Staff and residents; **Cumulative COVID-19 deaths –includes residents only. ***Facility is closed. Data will continue to be included for completeness but will not change except for the result of data cleaning. PLEASE NOTE: This list includes nursing homes, rest homes, and skilled nursing facilities; reported COVID-19 cases to date represent both staff and residents. The number of cases for a facility relies on the amount of testing conducted; facilities not included on this list may have COVID-19 cases that have not yet been identified. As of May 25th 344 nursing homes reported that at least 90% of staff and 90% of residents had been tested. ALSO: Data on deaths is self-reported by each facility. In accordance with long-term care regulations, nursing homes and rest homes must report deaths due to any cause in any resident, either confirmed COVID-19 positive, or suspected to have COVID-19, even if the individual was never tested. When the number of deaths is between 1-4 residents, the number is suppressed and reported as 1-4, to protect possible resident identification. The Department of Public Health performs routine data quality reviews of the data it receives. This includes removing duplicate results and updating counts if needed. Also, occasional negative tests from nursing home residents result after being reported first as presumptive and are removed. As a result of this, the total of self-reported deaths may decrease to ensure accuracy.

Sources: MAVEN for confirmed cases; Individual facilities reported resident deaths to DPH Bureau of Health Care Safety and Quality's Health Care Facility Reporting System.



Massachusetts Department of Public Health COVID-19 Dashboard - Wednesday, September 09, 2020

COVID Cases and Facility-Reported Deaths in Long Term Care Facilities (2/8)

Cumulative data collected as of 9/8/2020

Facility	County	Total licensed beds	Number of Cases*	COVID-19 Deaths**	Facility	County	Total licensed beds	Number of Cases*	COVID-19 Deaths**
BRENTWOOD REHABILITATION AND HEALTHCARE CTR (THE)	ESSEX	159	> 30	25	CARE ONE AT NEW BEDFORD	BRISTOL	154	> 30	32
BRIARWOOD REHABILITATION & HEALTHCARE CENTER	NORFOLK	120	> 30	31	CARE ONE AT NEWTON	MIDDLESEX	202	> 30	32
BRIDGEWATER NURSING HOME	PLYMOUTH	43	0	0	CARE ONE AT NORTHAMPTON	HAMPSHIRE	125	> 30	22
BRIGHAM HEALTH AND REHABILITATION CENTER	ESSEX	64	1-10	0	CARE ONE AT PEABODY	ESSEX	150	> 30	27
BRIGHTON HOUSE REHABILITATION & NURSING CENTER	SUFFOLK	78	> 30	18	CARE ONE AT RANDOLPH	NORFOLK	168	> 30	41
BROCKTON HEALTH CENTER	PLYMOUTH	123	> 30	21	CARE ONE AT REDSTONE	HAMPDEN	254	> 30	15
BROOK HAVEN ASSISTED LIVING LLC	WORCESTER	34	0	0	CARE ONE AT WEYMOUTH	NORFOLK	154	> 30	28
BROOKHAVEN AT LEXINGTON	MIDDLESEX	49	11-30	1-4	CARE ONE AT WILMINGTON	MIDDLESEX	132	> 30	33
BROOKHOUSE HOME FOR AGED WOMEN IN S	ESSEX	36	1-10	0	CARLETON-WILLARD VILLAGE RETIREMENT & NURSING CTR	MIDDLESEX	179	> 30	14
BROOKSIDE REHABILITATION AND HEALTHCARE CENTER	WORCESTER	81	0	0	CARLYLE HOUSE	MIDDLESEX	55	> 30	10
BRUSH HILL CARE CENTER	NORFOLK	160	> 30	5	CARVALHO GROVE HEALTH AND REHABILITATION CENTER	BRISTOL	112	> 30	15
BUCKLEY-GREENFIELD HEALTHCARE CENTER	FRANKLIN	120	> 30	25	CASA DE RAMANA REHABILITATION CENTER	MIDDLESEX	124	> 30	9
BURGOYNE REST HOME	SUFFOLK	11	0	0	CATHOLIC MEMORIAL HOME	BRISTOL	300	11-30	0
CALDWELL HOME - EXTENDED CARE	WORCESTER	28	0	0	CEDAR VIEW REHABILITATION AND HEALTHCARE CENTER	ESSEX	106	> 30	25
CAMBRIDGE REHABILITATION & NURSING CENTER	MIDDLESEX	83	> 30	21	CEDARWOOD GARDENS	NORFOLK	82	1-10	1-4
CAMPION HEALTH & WELLNESS INC	MIDDLESEX	70	11-30	0	CENTER FOR EXTENDED CARE AT AMHERST	HAMPSHIRE	134	> 30	24
CAPE HERITAGE REHABILITATION & HEALTH CARE CENTER	BARNSTABLE	123	1-10	0	CHAPIN CENTER	HAMPDEN	160	> 30	24
CAPE REGENCY REHABILITATION & HEALTH CARE CENTER	BARNSTABLE	120	> 30	17	CHARLENE MANOR EXTENDED CARE FACILITY	FRANKLIN	123	11-30	13
CAPE WINDS REST HOME OF HYANNIS	BARNSTABLE	37	0	0	CHARLTON MANOR REST HOME	WORCESTER	32	1-10	0
CAPE WINDS REST HOME OF SANDWICH	BARNSTABLE	20	0	0	CHESTNUT HILL OF EAST LONGMEADOW	HAMPDEN	135	1-10	0
CARDIGAN NURSING & REHABILITATION CENTER	PLYMOUTH	65	11-30	10	CHESTNUT WOODS REHABILITATION AND HEALTHCARE CTR	ESSEX	88	> 30	19
CARE ONE AT BROOKLINE	NORFOLK	120	> 30	28	CHETWYNDE HEALTHCARE	MIDDLESEX	75	> 30	17
CARE ONE AT CONCORD	MIDDLESEX	135	> 30	26	CHICOPEE REHABILITATION AND NURSING CENTER	HAMPDEN	68	11-30	6
CARE ONE AT ESSEX PARK	ESSEX	202	> 30	33	CHILTON HOUSE REST HOME (THE)	PLYMOUTH	36	0	0
CARE ONE AT HOLYOKE	HAMPDEN	164	> 30	20	CHRISTOPHER HOUSE OF WORCESTER	WORCESTER	156	> 30	17
CARE ONE AT LEXINGTON	MIDDLESEX	211	> 30	24	CLIFTON REHABILITATION NURSING CENTER	BRISTOL	142	1-10	0
CARE ONE AT LOWELL	MIDDLESEX	160	> 30	20	COLEMAN HOUSE	WORCESTER	45	> 30	17
CARE ONE AT MILLBURY	WORCESTER	154	> 30	28	COLONY CENTER FOR HEALTH & REHABILITATION	PLYMOUTH	92	> 30	20

*Staff and residents; **Cumulative COVID-19 deaths –includes residents only. ***Facility is closed. Data will continue to be included for completeness but will not change except for the result of data cleaning. PLEASE NOTE: This list includes nursing homes, rest homes, and skilled nursing facilities; reported COVID-19 cases to date represent both staff and residents. The number of cases for a facility relies on the amount of testing conducted; facilities not included on this list may have COVID-19 cases that have not yet been identified. As of May 25th 344 nursing homes reported that at least 90% of staff and 90% of residents had been tested. ALSO: Data on deaths is self-reported by each facility. In accordance with long-term care regulations, nursing homes and rest homes must report deaths due to any cause in any resident, either confirmed COVID-19 positive, or suspected to have COVID-19, even if the individual was never tested. When the number of deaths is between 1-4 residents, the number is suppressed and reported as 1-4, to protect possible resident identification. The Department of Public Health performs routine data quality reviews of the data it receives. This includes removing duplicate results and updating counts if needed. Also, occasional negative tests from nursing home residents result after being reported first as presumptive and are removed. As a result of this, the total of self-reported deaths may decrease to ensure accuracy.

Sources: MAVEN for confirmed cases; Individual facilities reported resident deaths to DPH Bureau of Health Care Safety and Quality's Health Care Facility Reporting System.



Massachusetts Department of Public Health COVID-19 Dashboard - Wednesday, September 09, 2020

COVID Cases and Facility-Reported Deaths in Long Term Care Facilities (3/8)

Cumulative data collected as of 9/8/2020

Facility	County	Total licensed beds	Number of Cases*	COVID-19 Deaths**	Facility	County	Total licensed beds	Number of Cases*	COVID-19 Deaths**
COMMONS RESIDENCE AT ORCHARD COVE	NORFOLK	45	> 30	12	ELIZABETH CATHERINE REST HOME	NORFOLK	26	0	0
CONTINUING CARE AT BROOKSBY VILLAGE	ESSEX	88	1-10	0	ELIZABETH SETON	NORFOLK	84	> 30	17
COPLEY AT STOUGHTON - BAYSTATE CONSOLIDATED PROPER	NORFOLK	123	> 30	15	ELLEN RICE REST HOME INC.	HAMPDEN	12	0	0
COUNTRY CENTER FOR HEALTH & REHABILITATION	ESSEX	111	11-30	0	ELLIS NURSING HOME (THE)	NORFOLK	191	> 30	28
COUNTRY GARDENS HEALTH AND REHABILITATION CENTER	BRISTOL	86	1-10	1-4	ELMHURST HEALTHCARE (THE)	MIDDLESEX	45	11-30	1-4
COUNTRYSIDE HEALTH CARE OF MILFORD	WORCESTER	109	> 30	9	EMERSON REHABILITATION & TRANSITIONAL CARE UNIT	MIDDLESEX	20	0	0
COURTYARD NURSING CARE CENTER	MIDDLESEX	224	> 30	70	FAIRHAVEN HEALTHCARE CENTER	MIDDLESEX	169	> 30	25
CRANEVILLE PLACE REHABILITATION & SKILLED CARE CT	BERKSHIRE	89	1-10	0	FAIRMOUNT REST HOME INC.	SUFFOLK	32	11-30	0
CRESCENT MANOR REST HOME INC	WORCESTER	58	1-10	0	FAIRVIEW COMMONS NURSING & REHABILITATION CENTER	BERKSHIRE	146	1-10	1-4
CUSHING MANOR COMM SUPPORT FACILITY	SUFFOLK	36	0	0	FALL RIVER HEALTHCARE	BRISTOL	176	> 30	13
DAGGETT-CRANDALL NEWCOMB HOME	BRISTOL	30	0	0	FALL RIVER JEWISH HOME INC	BRISTOL	62	1-10	0
DALTON REST HOME	WORCESTER	34	0	0	FARREN CARE CENTER	FRANKLIN	122	0	0
DARTMOUTH MANOR REST HOME	BRISTOL	25	0	0	FITCH HOME INC. (THE)	MIDDLESEX	26	11-30	0
DAVENPORT MEMORIAL HOME	MIDDLESEX	18	0	0	FITCHBURG HEALTHCARE	WORCESTER	160	> 30	23
DAY BROOK VILLAGE SENIOR LIVING	HAMPDEN	92	> 30	27	FITCHBURG REHABILITATION AND NURSING CENTER	WORCESTER	36	1-10	0
DEDHAM HEALTHCARE	NORFOLK	145	> 30	18	FULLER HOUSE OF STONEHAM REST HOME	MIDDLESEX	13	1-10	0
DEN-MAR HEALTH AND REHABILITATION CENTER	ESSEX	76	> 30	13	GARDEN PLACE HEALTHCARE	BRISTOL	133	> 30	14
DEXTER HOUSE HEALTHCARE	MIDDLESEX	130	> 30	20	GARDNER REHABILITATION AND NURSING CENTER	WORCESTER	124	1-10	0
DODGE PARK REST HOME INC.	WORCESTER	60	11-30	1-4	GERMAN CENTER FOR EXTENDED CARE	SUFFOLK	133	> 30	22
DONNA KAY REST HOME	WORCESTER	60	1-10	0	GERMAN HOME THE	ESSEX	31	0	0
DOOLITTLE HOME THE	NORFOLK	32	0	0	GLEN RIDGE NURSING CARE CENTER	MIDDLESEX	164	> 30	26
DWYER HOME	NORFOLK	50	11-30	1-4	GLOUCESTER HEALTHCARE	ESSEX	101	> 30	16
D'YOUVILLE CENTER FOR ADVANCE THERAPY	MIDDLESEX	33	1-10	1-4	GOVERNORS CENTER	HAMPDEN	100	> 30	15
D'YOUVILLE SENIOR CARE	MIDDLESEX	208	> 30	13	GREENWOOD NURSING & REHABILITATION CENTER	MIDDLESEX	36	11-30	5
EAST LONGMEADOW SKILLED NURSING CENTER	HAMPDEN	119	> 30	24	GUARDIAN CENTER (THE)	PLYMOUTH	123	> 30	19
EASTPOINTE REHAB CENTER	SUFFOLK	195	> 30	64	HALCYON HOUSE	ESSEX	20	1-10	0
ELAINE CENTER AT HADLEY	HAMPSHIRE	154	> 30	8	HALE HOUSE	SUFFOLK	60	0	0
ELIOT CENTER FOR HEALTH & REHABILITATION	MIDDLESEX	114	> 30	9	HANCOCK PARK REHABILITATION AND NURSING CENTER	NORFOLK	142	> 30	21

*Staff and residents; **Cumulative COVID-19 deaths –includes residents only. ***Facility is closed. Data will continue to be included for completeness but will not change except for the result of data cleaning. PLEASE NOTE: This list includes nursing homes, rest homes, and skilled nursing facilities; reported COVID-19 cases to date represent both staff and residents. The number of cases for a facility relies on the amount of testing conducted; facilities not included on this list may have COVID-19 cases that have not yet been identified. As of May 25th 344 nursing homes reported that at least 90% of staff and 90% of residents had been tested. ALSO: Data on deaths is self-reported by each facility. In accordance with long-term care regulations, nursing homes and rest homes must report deaths due to any cause in any resident, either confirmed COVID-19 positive, or suspected to have COVID-19, even if the individual was never tested. When the number of deaths is between 1-4 residents, the number is suppressed and reported as 1-4, to protect possible resident identification. The Department of Public Health performs routine data quality reviews of the data it receives. This includes removing duplicate results and updating counts if needed. Also, occasional negative tests from nursing home residents result after being reported first as presumptive and are removed. As a result of this, the total of self-reported deaths may decrease to ensure accuracy.

Sources: MAVEN for confirmed cases; Individual facilities reported resident deaths to DPH Bureau of Health Care Safety and Quality's Health Care Facility Reporting System.



Massachusetts Department of Public Health COVID-19 Dashboard - Wednesday, September 09, 2020

COVID Cases and Facility-Reported Deaths in Long Term Care Facilities (4/8)

Cumulative data collected as of 9/8/2020

Facility	County	Total licensed beds	Number of Cases*	COVID-19 Deaths**	Facility	County	Total licensed beds	Number of Cases*	COVID-19 Deaths**
HANNAH B G SHAW HOME FOR THE AGED	PLYMOUTH	107	0	0	JOHN ADAMS HEALTHCARE CENTER	NORFOLK	71	1-10	0
HANNAH DUSTON HEALTHCARE CENTER	ESSEX	128	> 30	23	JOHN SCOTT HOUSE NURSING & REHABILITATION CENTER	NORFOLK	138	> 30	26
HARBOR HOUSE NURSING & REHABILITATION CENTER	PLYMOUTH	142	> 30	30	JULIAN J LEVITT FAMILY NURSING HOME	HAMPDEN	200	> 30	66
HATHAWAY MANOR EXTENDED CARE	BRISTOL	142	> 30	28	KATZMAN FAMILY CENTER FOR LIVING	SUFFOLK	120	> 30	55
HATHORNE HILL	ESSEX	120	> 30	7	KEYSTONE CENTER	WORCESTER	106	11-30	7
HAVENWOOD REST HOME	BRISTOL	41	0	0	KIMBALL FARMS NURSING CARE CENTER	BERKSHIRE	74	1-10	0
HEATHWOOD HEALTHCARE	MIDDLESEX	73	> 30	12	KNOLLWOOD NURSING CENTER	WORCESTER	82	11-30	1-4
HELLENIC NURSING & REHABILITATION CENTER	NORFOLK	154	> 30	30	LABELLE'S REST HOME	FRANKLIN	24	0	0
HERITAGE HALL EAST	HAMPDEN	123	> 30	15	LAFAYETTE REHABILITATION & SKILLED NURSING FACILIT	ESSEX	65	> 30	14
HERITAGE HALL NORTH	HAMPDEN	124	> 30	7	LAKEVIEW HOUSE SKLD NRSG AND RESIDENTIAL CARE FAC	ESSEX	91	0	0
HERITAGE HALL SOUTH	HAMPDEN	122	> 30	5	LANESSA EXTENDED CARE	WORCESTER	96	1-10	0
HERITAGE HALL WEST	HAMPDEN	164	> 30	23	LASELL HOUSE	MIDDLESEX	44	11-30	0
HERMITAGE HEALTHCARE (THE)	WORCESTER	101	> 30	12	LATHROP HOME	HAMPSHIRE	39	0	0
HIGHLANDS THE	WORCESTER	168	> 30	31	LAUREL RIDGE REHAB AND SKILLED CARE CENTER	SUFFOLK	120	> 30	18
HIGHVIEW OF NORTHAMPTON	HAMPSHIRE	120	> 30	14	LEDGEWOOD REHABILITATION & SKILLED NURSING CENTER	ESSEX	123	> 30	11
HILLCREST COMMONS NURSING & REHABILITATION CENTER	BERKSHIRE	265	0	0	LEE HEALTHCARE	BERKSHIRE	88	0	0
HILLSIDE REST HOME	ESSEX	28	0	0	LEONARD FLORENCE CENTER FOR LIVING	SUFFOLK	100	11-30	1-4
HOLDEN REHABILITATION & NURSING CENTER	WORCESTER	123	11-30	7	LIBERTY COMMONS	BARNSTABLE	132	1-10	0
HOLY TRINITY EASTERN ORTHODOX N & R CENTER	WORCESTER	113	> 30	12	LIFE CARE CENTER OF ACTON	MIDDLESEX	155	> 30	17
HOLYOKE HEALTHCARE CENTER	HAMPDEN	102	> 30	16	LIFE CARE CENTER OF ATTLEBORO	BRISTOL	123	> 30	15
HOMESTEAD HALL	WORCESTER	32	0	0	LIFE CARE CENTER OF AUBURN	WORCESTER	154	> 30	34
HUNT NURSING & REHAB CENTER	ESSEX	120	> 30	25	LIFE CARE CENTER OF LEOMINSTER	WORCESTER	133	> 30	28
IVY HILL COURT	ESSEX	30	0	0	LIFE CARE CENTER OF MERRIMACK VALLEY	MIDDLESEX	124	> 30	28
JEANNE JUGAN RESIDENCE	MIDDLESEX	84	> 30	9	LIFE CARE CENTER OF NASHOBA VALLEY	MIDDLESEX	120	> 30	27
JEFFREY & SUSAN BRUDNICK CENTER FOR LIVING	ESSEX	180	> 30	46	LIFE CARE CENTER OF PLYMOUTH	PLYMOUTH	150	> 30	25
JESMOND NURSING HOME	ESSEX	57	11-30	5	LIFE CARE CENTER OF RAYNHAM	BRISTOL	154	> 30	37
JEWISH HEALTHCARE CENTER	WORCESTER	141	> 30	23	LIFE CARE CENTER OF STONEHAM	MIDDLESEX	94	> 30	16
JML CARE CENTER INC	BARNSTABLE	132	11-30	5	LIFE CARE CENTER OF THE NORTH SHORE	ESSEX	123	> 30	26

*Staff and residents; **Cumulative COVID-19 deaths –includes residents only. ***Facility is closed. Data will continue to be included for completeness but will not change except for the result of data cleaning. PLEASE NOTE: This list includes nursing homes, rest homes, and skilled nursing facilities; reported COVID-19 cases to date represent both staff and residents. The number of cases for a facility relies on the amount of testing conducted; facilities not included on this list may have COVID-19 cases that have not yet been identified. As of May 25th 344 nursing homes reported that at least 90% of staff and 90% of residents had been tested. ALSO: Data on deaths is self-reported by each facility. In accordance with long-term care regulations, nursing homes and rest homes must report deaths due to any cause in any resident, either confirmed COVID-19 positive, or suspected to have COVID-19, even if the individual was never tested. When the number of deaths is between 1-4 residents, the number is suppressed and reported as 1-4, to protect possible resident identification. The Department of Public Health performs routine data quality reviews of the data it receives. This includes removing duplicate results and updating counts if needed. Also, occasional negative tests from nursing home residents result after being reported first as presumptive and are removed. As a result of this, the total of self-reported deaths may decrease to ensure accuracy.

Sources: MAVEN for confirmed cases; Individual facilities reported resident deaths to DPH Bureau of Health Care Safety and Quality's Health Care Facility Reporting System.



Massachusetts Department of Public Health COVID-19 Dashboard - Wednesday, September 09, 2020

COVID Cases and Facility-Reported Deaths in Long Term Care Facilities (5/8)

Cumulative data collected as of 9/8/2020

Facility	County	Total licensed beds	Number of Cases*	COVID-19 Deaths**	Facility	County	Total licensed beds	Number of Cases*	COVID-19 Deaths**
LIFE CARE CENTER OF THE SOUTH SHORE	PLYMOUTH	117	> 30	21	MEADOWS OF CENTRAL MASSACHUSETTS (THE)	WORCESTER	135	> 30	12
LIFE CARE CENTER OF WEST BRIDGEWATER	PLYMOUTH	150	> 30	7	MEADOWS THE	ESSEX	60	11-30	5
LIFE CARE CENTER OF WILBRAHAM	HAMPDEN	123	> 30	15	MEDFORD REHABILITATION AND NURSING CENTER	MIDDLESEX	142	> 30	14
LIGHTHOUSE NURSING CARE CENTER	SUFFOLK	123	> 30	24	MEDWAY COUNTRY MANOR SKILLED NURSING & REHAB	NORFOLK	123	> 30	12
LINCOLN HILL MANOR	WORCESTER	30	0	0	MELROSE HEALTHCARE	MIDDLESEX	106	> 30	12
LINDA MANOR EXTENDED CARE FACILITY	HAMPSHIRE	123	> 30	1-4	MERRIMACK VALLEY HEALTH CENTER	ESSEX	203	> 30	20
LINDEN PONDS	PLYMOUTH	132	> 30	6	MILFORD CENTER	WORCESTER	135	> 30	11
LONGMEADOW OF TAUNTON	BRISTOL	100	> 30	11	MILL POND REST HOME	MIDDLESEX	27	0	0
LOOMIS LAKESIDE AT REEDS LANDING	HAMPDEN	42	> 30	7	MONT MARIE REHABILITATION & HEALTHCARE CENTER	HAMPDEN	84	> 30	7
LUTHERAN REHABILITATION & SKILLED CARE CENTER	WORCESTER	150	> 30	22	MOUNT CARMEL CARE CENTER	BERKSHIRE	69	1-10	0
LYDIA TAFT HOUSE	WORCESTER	53	1-10	0	MOUNT SAINT VINCENT CARE CENTER	HAMPDEN	125	> 30	13
LYNN HOME FOR ELDERLY PERSONS	ESSEX	37	1-10	0	MT GREYLOCK EXTENDED CARE FACILITY	BERKSHIRE	100	1-10	0
LYNN SHORE REST HOME	ESSEX	34	0	0	MT. IDA REST HOME INC.	MIDDLESEX	18	1-10	0
M I NURSING & RESTORATIVE CENTER	ESSEX	250	> 30	59	MT. PLEASANT HOME	SUFFOLK	60	1-10	0
MADONNA MANOR NURSING HOME	BRISTOL	129	> 30	24	NEMASKET HEALTHCARE CENTER	PLYMOUTH	102	> 30	10
MAPLES REHABILITATION & NURSING CENTER	NORFOLK	144	> 30	10	NEVILLE CENTER AT FRESH POND FOR NURSING & REHAB	MIDDLESEX	112	> 30	31
MAPLEWOOD REHAB AND NURSING	ESSEX	120	11-30	0	NEVINS NURSING & REHABILITATION CENTER	ESSEX	153	> 30	14
MARIAN MANOR	SUFFOLK	355	> 30	26	NEW BEDFORD JEWISH CONVALESCENT HOME INC	BRISTOL	80	1-10	0
MARIAN MANOR OF TAUNTON	BRISTOL	116	> 30	5	NEW ENGLAND HOMES FOR THE DEAF INC	ESSEX	81	> 30	5
MARILLAC RESIDENCE	NORFOLK	76	1-10	0	NEW ENGLAND PEDIATRIC CARE	MIDDLESEX	80	1-10	0
MARISTHILL NURSING & REHABILITATION CENTER	MIDDLESEX	123	> 30	18	NEW ENGLAND SINAI HOSPITAL TRANSITIONAL CARE UNIT	NORFOLK	42	11-30	0
MARLBOROUGH HILLS REHABILITATION & HLTH CARE CTR	MIDDLESEX	196	> 30	27	NEWBRIDGE ON THE CHARLES SKILLED NURSING FACILITY	NORFOLK	48	> 30	1-4
MARY ANN MORSE NURSING & REHABILITATION	MIDDLESEX	124	> 30	29	NEWBURYPORT SOCIETY - OF AGED MEN	ESSEX	9	0	0
MARY'S MEADOW AT PROVIDENCE PLACE	HAMPDEN	40	1-10	0	NEWFIELD HOUSE CONVALESCENT HOME	PLYMOUTH	100	11-30	7
MASCONOMET HEALTHCARE CENTER	ESSEX	123	> 30	29	NEWTON WELLESLEY CENTER FOR ALZHEIMER'S CARE	NORFOLK	110	> 30	20
MATTAPAN HEALTH & REHABILITATION CENTER	SUFFOLK	85	> 30	8	NORTH ADAMS COMMONS NURSING & REHABILITATION CENTE	BERKSHIRE	119	0	0
MAYFLOWER PLACE NURSING & REHABILITATION CENTER	BARNSTABLE	72	1-10	1-4	NORTH END REHABILITATION AND HEALTHCARE CENTER	SUFFOLK	100	1-10	1-4
MEADOW GREEN NURSING AND REHABILITATION CENTER	MIDDLESEX	123	> 30	22	NORTHWOOD REHABILITATION & HEALTHCARE CENTER	MIDDLESEX	123	> 30	36

*Staff and residents; **Cumulative COVID-19 deaths –includes residents only. ***Facility is closed. Data will continue to be included for completeness but will not change except for the result of data cleaning. PLEASE NOTE: This list includes nursing homes, rest homes, and skilled nursing facilities; reported COVID-19 cases to date represent both staff and residents. The number of cases for a facility relies on the amount of testing conducted; facilities not included on this list may have COVID-19 cases that have not yet been identified. As of May 25th 344 nursing homes reported that at least 90% of staff and 90% of residents had been tested. ALSO: Data on deaths is self-reported by each facility. In accordance with long-term care regulations, nursing homes and rest homes must report deaths due to any cause in any resident, either confirmed COVID-19 positive, or suspected to have COVID-19, even if the individual was never tested. When the number of deaths is between 1-4 residents, the number is suppressed and reported as 1-4, to protect possible resident identification. The Department of Public Health performs routine data quality reviews of the data it receives. This includes removing duplicate results and updating counts if needed. Also, occasional negative tests from nursing home residents result after being reported first as presumptive and are removed. As a result of this, the total of self-reported deaths may decrease to ensure accuracy.

Sources: MAVEN for confirmed cases; Individual facilities reported resident deaths to DPH Bureau of Health Care Safety and Quality's Health Care Facility Reporting System.



Massachusetts Department of Public Health COVID-19 Dashboard - Wednesday, September 09, 2020

COVID Cases and Facility-Reported Deaths in Long Term Care Facilities (6/8)

Cumulative data collected as of 9/8/2020

Facility	County	Total licensed beds	Number of Cases*	COVID-19 Deaths**
NORWOOD HEALTHCARE	NORFOLK	170	> 30	31
NOTRE DAME LONG TERM CARE CENTER	WORCESTER	123	> 30	34
OAK KNOLL HEALTHCARE CENTER	MIDDLESEX	123	> 30	21
OAKDALE REHABILITATION & SKILLED NURSING CENTER	WORCESTER	92	1-10	0
OAKHILL HEALTHCARE	PLYMOUTH	123	> 30	7
OAKS THE	BRISTOL	122	1-10	0
OASIS AT DODGE PARK	WORCESTER	82	1-10	0
ODD FELLOWS HOME OF MASSACHUSETTS	WORCESTER	100	> 30	16
OOSTERMAN'S MELROSE REST HOME INC	MIDDLESEX	25	0	0
OUR ISLAND HOME	NANTUCKET	45	0	0
OUR LADYS HAVEN OF FAIRHAVEN INC	BRISTOL	117	> 30	26
OVERLOOK MASONIC HEALTH CENTER	WORCESTER	181	11-30	0
OXFORD REHABILITATION & HEALTH CARE CENTER THE	ESSEX	120	> 30	8
PALM SKILLED NRSING CR & CTR FOR REHAB EXCELLENCE	MIDDLESEX	124	> 30	31
PALMER HEALTHCARE CENTER	HAMPDEN	61	0	0
PARK AVENUE HEALTH CENTER	MIDDLESEX	89	> 30	16
PARK PLACE REHABILITATION & SKILLED CARE CENTER	SUFFOLK	53	> 30	7
PARKWAY HEALTH AND REHABILITATION CENTER	SUFFOLK	141	> 30	13
PARSONS HILL REHABILITATION & HEALTH CARE CENTER	WORCESTER	162	> 30	7
PAVILION THE	BARNSTABLE	82	1-10	0
PENACOOK PLACE INC	ESSEX	160	> 30	15
PENNY LANE	WORCESTER	26	1-10	0
PETTEE HOUSE	MIDDLESEX	24	0	0
PHILLIPS MANOR NURSING HOME	ESSEX	29	11-30	8
PILGRIM REHABILITATION & SKILLED NURSING CENTER	ESSEX	152	> 30	16
PINE KNOLL NURSING CENTER	MIDDLESEX	81	> 30	18
PLEASANT ACRES REST HOME LLC	WORCESTER	14	0	0
PLEASANT BAY OF BREWSTER REHAB CENTER	BARNSTABLE	135	> 30	19

Facility	County	Total licensed beds	Number of Cases*	COVID-19 Deaths**
PLEASANT STREET REST HOME INC.	BRISTOL	60	11-30	1-4
PLYMOUTH HARBORSIDE HEALTHCARE	PLYMOUTH	101	> 30	17
PLYMOUTH REHABILITATION & HEALTH CARE CENTER	PLYMOUTH	186	0	0
POET'S SEAT HEALTH CARE CENTER	FRANKLIN	63	> 30	17
POND HOME	NORFOLK	43	11-30	0
POPE NURSING HOME	NORFOLK	49	> 30	20
PORT HEALTHCARE CENTER	ESSEX	123	1-10	0
PRESCOTT HOUSE	ESSEX	126	> 30	1-4
PRESENTATION REHAB AND SKILLED CARE CENTER	SUFFOLK	122	> 30	25
QUABBIN VALLEY HEALTHCARE	WORCESTER	142	1-10	0
QUABOAG REHABILITATION & SKILLED CARE FACILITY	WORCESTER	166	> 30	0
QUEEN ANNE NURSING HOME INC	PLYMOUTH	106	> 30	21
QUINCY HEALTH AND REHABILITATION CENTER LLC	NORFOLK	126	> 30	42
RECUPERATIVE SERVICES UNIT-HEBREW REHAB CENTER	SUFFOLK	50	> 30	0
REHABILITATION & NURSING CENTER AT EVERETT (THE)	MIDDLESEX	183	> 30	17
RENAISSANCE MANOR ON CABOT	HAMPDEN	61	1-10	0
RESERVOIR CENTER FOR HEALTH & REHABILITATION THE	MIDDLESEX	144	> 30	16
REVOLUTION CHARLWELL	NORFOLK	124	> 30	22
REVOLUTION KIMWELL	BRISTOL	124	> 30	12
RIVER TERRACE REHABILITATION AND HEALTHCARE CTR	WORCESTER	82	> 30	22
RIVER VALLEY REST HOME	HAMPSHIRE	25	0	0
RIVERBEND OF SOUTH NATICK	MIDDLESEX	55	1-10	1-4
RIVERCREST LONG TERM CARE	MIDDLESEX	42	11-30	12
ROCKRIDGE AT LAUREL PARK	HAMPSHIRE	61	0	0
ROSEWOOD MANOR REST HOME	BARNSTABLE	33	1-10	0
ROYAL AT WAYLAND REHABILITATION & NURSING CENTER	MIDDLESEX	40	> 30	11
ROYAL BRAINTREE NURSING AND REHABILITATION CENTER	NORFOLK	204	> 30	33
ROYAL CAPE COD NURSING & REHABILITATION CENTER	BARNSTABLE	99	> 30	18

*Staff and residents; **Cumulative COVID-19 deaths –includes residents only. ***Facility is closed. Data will continue to be included for completeness but will not change except for the result of data cleaning. PLEASE NOTE: This list includes nursing homes, rest homes, and skilled nursing facilities; reported COVID-19 cases to date represent both staff and residents. The number of cases for a facility relies on the amount of testing conducted; facilities not included on this list may have COVID-19 cases that have not yet been identified. As of May 25th 344 nursing homes reported that at least 90% of staff and 90% of residents had been tested. ALSO: Data on deaths is self-reported by each facility. In accordance with long-term care regulations, nursing homes and rest homes must report deaths due to any cause in any resident, either confirmed COVID-19 positive, or suspected to have COVID-19, even if the individual was never tested. When the number of deaths is between 1-4 residents, the number is suppressed and reported as 1-4, to protect possible resident identification. The Department of Public Health performs routine data quality reviews of the data it receives. This includes removing duplicate results and updating counts if needed. Also, occasional negative tests from nursing home residents result after being reported first as presumptive and are removed. As a result of this, the total of self-reported deaths may decrease to ensure accuracy.

Sources: MAVEN for confirmed cases; Individual facilities reported resident deaths to DPH Bureau of Health Care Safety and Quality's Health Care Facility Reporting System.



Massachusetts Department of Public Health COVID-19 Dashboard - Wednesday, September 09, 2020

COVID Cases and Facility-Reported Deaths in Long Term Care Facilities (7/8)

Cumulative data collected as of 9/8/2020

Facility	County	Total licensed beds	Number of Cases*	COVID-19 Deaths**	Facility	County	Total licensed beds	Number of Cases*	COVID-19 Deaths**
ROYAL MEADOW VIEW CENTER	MIDDLESEX	113	> 30	13	SOUTHBRIDGE REHABILITATION & HEALTH CARE CENTER	WORCESTER	144	> 30	11
ROYAL MEGANSETT NURSING & REHABILITATION	BARNSTABLE	90	11-30	0	SOUTHEAST HEALTH CARE CENTER	BRISTOL	171	> 30	22
ROYAL NORWELL NURSING & REHABILITATION CENTER LLC	PLYMOUTH	86	> 30	17	SOUTHPOINTE REHAB CENTER	BRISTOL	152	> 30	19
ROYAL NURSING CENTER LLC	BARNSTABLE	121	> 30	9	SOUTHSHORE HEALTH CARE CENTER	PLYMOUTH	96	> 30	15
ROYAL OF COTUIT	BARNSTABLE	120	1-10	0	SOUTHWOOD AT NORWELL NURSING CTR	PLYMOUTH	142	11-30	23
ROYAL OF FAIRHAVEN NURSING CENTER	BRISTOL	107	1-10	0	SPAULDING NURSING & THERAPY CENTER - BRIGHTON	SUFFOLK	123	11-30	1-4
ROYAL WOOD MILL CENTER	ESSEX	94	> 30	18	SPRINGSIDE REHABILITATION AND SKILLED CARE CENTER	BERKSHIRE	115	1-10	0
SACHEM CENTER FOR HEALTH & REHABILITATION	PLYMOUTH	111	> 30	20	ST CAMILLUS HEALTH CENTER	WORCESTER	123	> 30	19
SACRED HEART NURSING HOME	BRISTOL	217	> 30	21	ST FRANCIS REHABILITATION & NURSING CENTER	WORCESTER	137	> 30	25
SALEM REHAB CENTER	ESSEX	123	> 30	23	ST JOSEPH MANOR HEALTH CARE INC	PLYMOUTH	118	> 30	32
SANCTA MARIA NURSING FACILITY	MIDDLESEX	141	> 30	19	ST JOSEPH REHAB & NURSING CARE CENTER	SUFFOLK	123	> 30	27
SARAH BRAYTON NURSING CARE CTR	BRISTOL	183	> 30	22	ST LUKE'S HOME	HAMPDEN	89	0	0
SAUGUS REHAB AND NURSING	ESSEX	80	> 30	6	ST MARY HEALTH CARE CENTER	WORCESTER	172	> 30	38
SAVOY NURSING & REHAB CTR	BRISTOL	39	11-30	0	ST PATRICK'S MANOR	MIDDLESEX	333	> 30	40
SEA VIEW CONVALESCENT AND NURSING HOME	ESSEX	62	11-30	1-4	STERLING VILLAGE	WORCESTER	143	> 30	12
SEACOAST NURSING & REHABILITATION CENTER INC	ESSEX	142	1-10	0	STONE REHABILITATION AND SENIOR LIVING	MIDDLESEX	82	> 30	15
SERENITY HILL NURSING CENTER	NORFOLK	44	11-30	1-4	STONEHEDGE HEALTH CARE CENTER	SUFFOLK	79	> 30	10
SERENITY REST HOME LLC	PLYMOUTH	24	1-10	0	SUDBURY PINES EXTENDED CARE	MIDDLESEX	92	> 30	13
SETH MANN 2ND HME FOR AGED/INFI WOM	NORFOLK	5	0	0	SUNNY ACRES NURSING HOME	MIDDLESEX	93	11-30	1-4
SEVEN HILLS PEDIATRIC CENTER	MIDDLESEX	83	1-10	0	SUTTON HILL CENTER	ESSEX	142	> 30	15
SHERRILL HOUSE	SUFFOLK	196	> 30	32	SWEET BROOK OF WILLIAMSTOWN REHABILITATION & N CTR***	BERKSHIRE	146	0	0
SHREWSBURY NURSING & REHABILITATION CENTER	WORCESTER	99	> 30	20	TERRACES ORLEANS (THE)	BARNSTABLE	50	0	0
SIPPICAN HEALTHCARE CENTER	PLYMOUTH	123	1-10	0	THE LELAND HOME	MIDDLESEX	40	1-10	0
SKILLED NURSING FACILITY AT NORTH HILL (THE)	NORFOLK	72	> 30	10	THOMAS UPHAM HOUSE	NORFOLK	42	1-10	0
SOMERSET RIDGE CENTER	BRISTOL	135	> 30	14	TIMBERLYN HEIGHTS NURSING AND REHABILITATION	BERKSHIRE	71	1-10	0
SOPHIA SNOW HOUSE	SUFFOLK	36	0	0	TIMOTHY DANIELS HOUSE	MIDDLESEX	40	1-10	0
SOUTH COVE MANOR NURSING & REHABILITATION CENTER	NORFOLK	141	1-10	0	TOWN AND COUNTRY HEALTH CARE CENTER	MIDDLESEX	80	> 30	11
SOUTH DENNIS HEALTHCARE	BARNSTABLE	128	> 30	11	TREMONT HEALTH CARE CENTER	PLYMOUTH	104	> 30	15

*Staff and residents; **Cumulative COVID-19 deaths –includes residents only. ***Facility is closed. Data will continue to be included for completeness but will not change except for the result of data cleaning. PLEASE NOTE: This list includes nursing homes, rest homes, and skilled nursing facilities; reported COVID-19 cases to date represent both staff and residents. The number of cases for a facility relies on the amount of testing conducted; facilities not included on this list may have COVID-19 cases that have not yet been identified. As of May 25th 344 nursing homes reported that at least 90% of staff and 90% of residents had been tested. ALSO: Data on deaths is self-reported by each facility. In accordance with long-term care regulations, nursing homes and rest homes must report deaths due to any cause in any resident, either confirmed COVID-19 positive, or suspected to have COVID-19, even if the individual was never tested. When the number of deaths is between 1-4 residents, the number is suppressed and reported as 1-4, to protect possible resident identification. The Department of Public Health performs routine data quality reviews of the data it receives. This includes removing duplicate results and updating counts if needed. Also, occasional negative tests from nursing home residents result after being reported first as presumptive and are removed. As a result of this, the total of self-reported deaths may decrease to ensure accuracy.

Sources: MAVEN for confirmed cases; Individual facilities reported resident deaths to DPH Bureau of Health Care Safety and Quality's Health Care Facility Reporting System.



Massachusetts Department of Public Health COVID-19 Dashboard - Wednesday, September 09, 2020

COVID Cases and Facility-Reported Deaths in Long Term Care Facilities (8/8)

Cumulative data collected as of 9/8/2020

Facility	County	Total licensed beds	Number of Cases*	COVID-19 Deaths**	Facility	County	Total licensed beds	Number of Cases*	COVID-19 Deaths**
TWIN OAKS REHAB AND NURSING	ESSEX	101	> 30	11	WILLIAMSTOWN COMMONS NURSING & REHAB	BERKSHIRE	180	> 30	24
VERO HEALTH & REHAB OF HAMPDEN	HAMPDEN	100	> 30	17	WILLIMANSETT CENTER EAST	HAMPDEN	85	0	0
VERO HEALTH & REHAB OF SOUTH HADLEY	HAMPSHIRE	132	> 30	27	WILLIMANSETT CENTER WEST	HAMPDEN	103	0	0
VERO HEALTH & REHAB OF WILBRAHAM	HAMPDEN	135	> 30	22	WILLOW MANOR	MIDDLESEX	90	> 30	9
VICTORIA HAVEN NURSING FACILITY	NORFOLK	31	1-10	0	WILLOWBROOK MANOR REST HOME	NORFOLK	36	0	0
VILLAGE REST HOME	BRISTOL	14	1-10	1-4	WILLOWS AT WORCESTER (THE)	WORCESTER	28	0	0
VILLAGE REST HOME	WORCESTER	25	0	0	WINCHESTER NURSING CENTER INC	MIDDLESEX	121	11-30	1-4
VILLAGE REST HOME II OF BROCKTON	PLYMOUTH	16	0	0	WINDEMERE NURSING & REHAB CTR ON MARTHAS VINEYARD	DUKES	106	0	0
WACHUSETT MANOR	WORCESTER	96	> 30	9	WINDSOR NURSING & RETIREMENT HOME	BARNSTABLE	120	11-30	1-4
WAKEFIELD CENTER	MIDDLESEX	149	> 30	13	WINGATE AT CHESTNUT HILL	NORFOLK	135	> 30	13
WALPOLE HEALTHCARE	NORFOLK	90	> 30	11	WINGATE AT HARWICH	BARNSTABLE	135	> 30	21
WAREHAM HEALTHCARE	PLYMOUTH	175	1-10	0	WINGATE AT HAVERHILL	ESSEX	146	> 30	21
WATERTOWN HEALTH CENTER	MIDDLESEX	163	> 30	19	WINGATE AT NEEDHAM	NORFOLK	142	> 30	23
WATERVIEW LODGE LLC REHABILITATION & HEALTHCARE	MIDDLESEX	103	> 30	12	WINGATE AT NORTON	BRISTOL	106	1-10	0
WEBSTER MANOR REHABILITATION & HEALTH CARE CENTER	WORCESTER	135	> 30	13	WINGATE AT SHARON	NORFOLK	66	> 30	9
WEBSTER PARK REHABILITATION AND HEALTHCARE CENTER	PLYMOUTH	110	> 30	15	WINGATE AT SILVER LAKE	PLYMOUTH	164	> 30	12
WEDGEMERE HEALTHCARE	BRISTOL	94	> 30	9	WINGATE AT WESTON***	MIDDLESEX	160	> 30	22
WEST NEWTON HEALTHCARE	MIDDLESEX	123	> 30	13	WINTER HILL REST HOME	WORCESTER	15	0	0
WEST REVERE HEALTH CENTER	SUFFOLK	119	> 30	8	WOBURN NURSING CENTER INC	MIDDLESEX	140	> 30	21
WEST ROXBURY HEALTH & REHABILITATION CENTER	SUFFOLK	76	> 30	9	WORCESTER HEALTH CENTER	WORCESTER	160	> 30	7
WEST SIDE HOUSE LTC FACILITY	WORCESTER	91	> 30	10	WORCESTER REHABILITATION & HEALTH CARE CENTER	WORCESTER	160	> 30	12
WESTBOROUGH HEALTHCARE	WORCESTER	117	> 30	23					
WESTFIELD CENTER	HAMPDEN	98	1-10	0					
WESTFIELD GARDENS NURSING AND REHAB	HAMPDEN	80	0	0					
WESTFORD HOUSE	MIDDLESEX	123	> 30	5					
WESTVIEW REST HOME	PLYMOUTH	20	0	0					
WHITTIER BRADFORD TRANSITIONAL CARE UNIT	ESSEX	20	1-10	0					
WHITTIER WESTBOROUGH TRANSITIONAL CARE UNIT	WORCESTER	19	1-10	0					

*Staff and residents; **Cumulative COVID-19 deaths –includes residents only. ***Facility is closed. Data will continue to be included for completeness but will not change except for the result of data cleaning. PLEASE NOTE: This list includes nursing homes, rest homes, and skilled nursing facilities; reported COVID-19 cases to date represent both staff and residents. The number of cases for a facility relies on the amount of testing conducted; facilities not included on this list may have COVID-19 cases that have not yet been identified. As of May 25th 344 nursing homes reported that at least 90% of staff and 90% of residents had been tested. ALSO: Data on deaths is self-reported by each facility. In accordance with long-term care regulations, nursing homes and rest homes must report deaths due to any cause in any resident, either confirmed COVID-19 positive, or suspected to have COVID-19, even if the individual was never tested. When the number of deaths is between 1-4 residents, the number is suppressed and reported as 1-4, to protect possible resident identification. The Department of Public Health performs routine data quality reviews of the data it receives. This includes removing duplicate results and updating counts if needed. Also, occasional negative tests from nursing home residents result after being reported first as presumptive and are removed. As a result of this, the total of self-reported deaths may decrease to ensure accuracy.

Sources: MAVEN for confirmed cases; Individual facilities reported resident deaths to DPH Bureau of Health Care Safety and Quality's Health Care Facility Reporting System.



Long-Term Care Staff Surveillance Testing

- On June 30, the Commonwealth issued an evidence-based surveillance testing policy for long-term care facilities to further support the safe care of vulnerable residents in these settings
- **Nursing facilities and rest homes are required to comply with the surveillance testing regimen, and may be subject to financial sanctions for non-compliance**
- To determine the cadence of surveillance testing, nursing facilities and rest homes were required to perform baseline testing of at least 90% of staff by July 19
- Facilities are required to adhere to a surveillance testing regimen based on the results of the baseline testing and adapt such regimen based on the presence of new cases; specifically:
 - **If there are new COVID+ cases, the facility must test all staff weekly until there are no new cases for two weeks**
 - **If there are no new COVID+ cases, the facility must either test all staff, or 30% of staff, bi-weekly, depending on the transmission rates in the facility’s EMS region (included in this report)**
- This report includes information on what staff surveillance testing regimen each facility is required to adhere to, and the percentage of staff tested during the latest complete testing period

	Total facilities required to submit testing data	427
Testing Results (Through 9/3)	In Compliance <i>(Total facilities attesting to achieving testing threshold)</i>	320
	Not in Compliance <i>(Total facilities not achieving testing threshold)</i>	15
	Not in Compliance Incomplete Reporting <i>(Total facilities that did not submit complete testing data)</i>	25
	In progress <i>(Total facilities that are currently in week 1 of a biweekly testing period)</i>	67

Facility	City/Town	Facility Type	Testing Regimen	Testing Period	Staff Testing Percent	Compliance for Current Period
ABERJONA NURSING CENTER, INC.	WINCHESTER	Nursing Facility	Biweekly, 30%	08/20 - 09/03	41%	In Compliance
ACADEMY MANOR	ANDOVER	Nursing Facility	Weekly, 90%	08/27 - 09/03	96%	In Compliance
ADVINIA CARE AT PROVINCETOWN	PROVINCETOWN	Nursing Facility	Biweekly, 30%	08/20 - 09/03	38%	In Compliance
ADVOCATE HEALTHCARE OF EAST BOSTON	BOSTON	Nursing Facility	Biweekly, 30%	08/20 - 09/03	38%	In Compliance
AGAWAM HEALTHCARE	AGAWAM	Nursing Facility	Biweekly, 30%	08/20 - 09/03	33%	In Compliance
ALDEN COURT NURSING CARE & REHAB CTR	FAIRHAVEN	Nursing Facility	Biweekly, 30%	08/20 - 09/03	32%	In Compliance
ALLIANCE HEALTH AT ABBOTT	LYNN	Nursing Facility	Biweekly, 30%	08/20 - 09/03	49%	In Compliance
ALLIANCE HEALTH AT BALDWINVILLE	TEMPLETON	Nursing Facility	Biweekly, 30%	08/20 - 09/03	39%	In Compliance
ALLIANCE HEALTH AT BRAINTREE	BRAINTREE	Nursing Facility	Weekly, 90%	08/27 - 09/03	92%	In Compliance
ALLIANCE HEALTH AT DEVEREUX	MARBLEHEAD	Nursing Facility	Biweekly, 30%	08/20 - 09/03	49%	In Compliance
ALLIANCE HEALTH AT MARIE ESTHER	MARLBOROUGH	Nursing Facility and Rest Home	Biweekly, 30%	08/20 - 09/03	58%	In Compliance
ALLIANCE HEALTH AT MARINA BAY	QUINCY	Nursing Facility	Weekly, 90%	08/27 - 09/03	93%	In Compliance
ALLIANCE HEALTH AT ROSEWOOD	PEABODY	Nursing Facility	Biweekly, 30%	08/20 - 09/03	39%	In Compliance
ALLIANCE HEALTH AT WEST ACRES	BROCKTON	Nursing Facility	Biweekly, 30%	08/20 - 09/03	38%	In Compliance
ANN'S REST HOME	DORCHESTER	Rest Home	Biweekly, 30%	08/20 - 09/03	0%	Not In Compliance (Incomplete Reporting)
APPLE VALLEY CENTER	AYER	Nursing Facility	Biweekly, 30%	08/27 - 09/10	In progress	In Progress
APPLEWOOD A HOME FOR ELDERS	ATHOL	Rest Home	Biweekly, 30%	08/20 - 09/03	100%	In Compliance
ARMENIAN NURSING & REHAB. CTR.	BOSTON	Nursing Facility	Biweekly, 30%	08/20 - 09/03	49%	In Compliance
ATTLEBORO HEALTHCARE	ATTLEBORO	Nursing Facility	Biweekly, 30%	08/20 - 09/03	34%	In Compliance
BAKER KATZ SKILLED NURSING & REHAB CTR	HAVERHILL	Nursing Facility	Biweekly, 30%	08/20 - 09/03	35%	In Compliance
BAYPATH AT DUXBURY NURSING & REHAB	DUXBURY	Nursing Facility	Weekly, 90%	08/27 - 09/03	94%	In Compliance
BAYPOINTE REHAB CENTER	BROCKTON	Nursing Facility	Biweekly, 30%	08/20 - 09/03	35%	In Compliance
BEAR HILL HEALTHCARE AND REHABILITATION CENTER	STONEHAM	Nursing Facility	Biweekly, 30%	08/20 - 09/03	34%	In Compliance
BEAR MOUNTAIN AT ANDOVER	ANDOVER	Nursing Facility	Biweekly, 30%	08/20 - 09/03	100%	In Compliance

Facility	City/Town	Facility Type	Testing Regimen	Testing Period	Staff Testing Percent	Compliance for Current Period
BEAR MOUNTAIN AT READING	READING	Nursing Facility	Biweekly, 30%	08/27 - 09/10	In progress	In Progress
BEAR MOUNTAIN AT SUDBURY	SUDBURY	Nursing Facility	Biweekly, 30%	08/20 - 09/03	42%	In Compliance
BEAR MOUNTAIN AT WEST SPRINGFIELD	WEST SPRINGFIELD	Nursing Facility	Weekly, 90%	08/27 - 09/03	23%	Not In Compliance
BEAR MOUNTAIN AT WORCESTER	WORCESTER	Nursing Facility	Biweekly, 30%	08/20 - 09/03	95%	In Compliance
BEAUMONT AT UNIVERSITY CAMPUS	WORCESTER	Nursing Facility	Biweekly, 30%	08/20 - 09/03	33%	In Compliance
BEAUMONT REHAB & SKD NATICK	NATICK	Nursing Facility	Biweekly, 30%	08/20 - 09/03	60%	In Compliance
BEAUMONT REHAB & SKD NORTHBOROUGH	NORTHBOROUGH	Nursing Facility	Biweekly, 30%	08/20 - 09/03	42%	In Compliance
BEAUMONT REHAB & SKD NORTHBRIDGE	NORTHBRIDGE	Nursing Facility	Biweekly, 30%	08/20 - 09/03	57%	In Compliance
BEAUMONT REHAB & SKD WESTBOROUGH	WESTBOROUGH	Nursing Facility	Biweekly, 30%	08/20 - 09/03	39%	In Compliance
BEAVEN KELLY HOME	HOLYOKE	Rest Home	Biweekly, 30%	08/20 - 09/03	31%	In Compliance
BELMONT MANOR NURSING HOME	BELMONT	Nursing Facility	Biweekly, 30%	08/20 - 09/03	89%	In Compliance
BELVIDERE HEALTHCARE CENTER	LOWELL	Nursing Facility	Biweekly, 30%	08/20 - 09/03	93%	In Compliance
BENJAMIN HEALTHCARE CENTER	BOSTON	Nursing Facility	Biweekly, 30%	08/27 - 09/03	0%	Not In Compliance (Incomplete Reporting)
BERKELEY RETIREMENT HOME	LAWRENCE	Nursing Facility and Rest Home	Biweekly, 30%	08/20 - 09/03	40%	In Compliance
BERKSHIRE REHABILITATION & SKILLED CARE CENTER	SANDISFIELD	Nursing Facility	Biweekly, 30%	08/20 - 09/03	47%	In Compliance
BETHANY SKILLED NURSING FACILITY	FRAMINGHAM	Nursing Facility and Rest Home	Biweekly, 30%	08/27 - 09/10	In progress	In Progress
BLAIRE HOUSE LTCF MILFORD	MILFORD	Nursing Facility	Biweekly, 30%	08/20 - 09/03	51%	In Compliance
BLAIRE HOUSE LTCF TEWKSBURY	TEWKSBURY	Nursing Facility	Biweekly, 30%	08/20 - 09/03	100%	In Compliance
BLAIRE HOUSE LTCF WORCESTER	WORCESTER	Nursing Facility	Biweekly, 30%	08/20 - 09/03	54%	In Compliance
BLUE HILLS HEALTH & REHAB	STOUGHTON	Nursing Facility	Biweekly, 30%	08/27 - 09/10	0%	Not In Compliance (Incomplete Reporting)
BLUEBERRY HILL REHAB & HEALTHCARE CTR	BEVERLY	Nursing Facility	Weekly, 90%	08/27 - 09/03	100%	In Compliance

Facility	City/Town	Facility Type	Testing Regimen	Testing Period	Staff Testing Percent	Compliance for Current Period
BOSTON HOME	BOSTON	Nursing Facility	Biweekly, 30%	08/20 - 09/03	43%	In Compliance
BOSTONIAN NURSING CARE & REHABILITATION CTR, THE	BOSTON	Nursing Facility	Biweekly, 30%	08/20 - 09/03	42%	In Compliance
BOURNE MANOR EXT CARE FACILITY	BOURNE	Nursing Facility	Biweekly, 30%	08/20 - 09/03	39%	In Compliance
BRAINTREE MANOR HEALTHCARE	BRAINTREE	Nursing Facility	Biweekly, 30%	08/20 - 09/03	50%	In Compliance
BRANDON WOODS OF DARTMOUTH	DARTMOUTH	Nursing Facility	Biweekly, 30%	08/20 - 09/03	48%	In Compliance
BRANDON WOODS OF NEW BEDFORD	NEW BEDFORD	Nursing Facility	Biweekly, 30%	08/20 - 09/03	43%	In Compliance
BRENTWOOD REHAB & HEALTHCARE CTR	DANVERS	Nursing Facility	Biweekly, 30%	08/20 - 09/03	37%	In Compliance
BRIARWOOD REHAB & HEALTHCARE CTR	NEEDHAM	Nursing Facility	Biweekly, 30%	08/27 - 09/10	In progress	In Progress
BRIDGEWATER NURSING HOME	BRIDGEWATER	Nursing Facility	Biweekly, 30%	08/20 - 09/03	31%	In Compliance
BRIGHAM HEALTH & REHAB CENTER LLC	NEWBURYPORT	Nursing Facility	Biweekly, 30%	08/20 - 09/03	37%	In Compliance
BRIGHTON HOUSE REHAB & NURSING CTR	BOSTON	Nursing Facility	Biweekly, 30%	08/20 - 09/03	36%	In Compliance
BROCKTON HEALTH CENTER	BROCKTON	Nursing Facility	Biweekly, 30%	08/27 - 09/10	In progress	In Progress
BROOK HAVEN ASSISTED CARE, INC.	WEST BROOKFIELD	Rest Home	Biweekly, 30%	08/27 - 09/10	In progress	In Progress
BROOKSIDE REHAB & HEALTHCARE CENTER	WEBSTER	Nursing Facility	Biweekly, 30%	08/20 - 09/03	72%	In Compliance
BRUSH HILL CARE CENTER	MILTON	Nursing Facility	Biweekly, 30%	08/20 - 09/03	33%	In Compliance
BUCKLEY-GREENFIELD HEALTHCARE CTR	GREENFIELD	Nursing Facility	Biweekly, 30%	08/20 - 09/03	43%	In Compliance
BURGOYNE REST HOME	BOSTON	Rest Home	Biweekly, 30%	08/20 - 09/03	0%	Not In Compliance (Incomplete Reporting)
CALDWELL HOME - EXTENDED CARE	FITCHBURG	Rest Home	Biweekly, 30%	08/20 - 09/03	0%	Not In Compliance (Incomplete Reporting)
CAMBRIDGE REHAB & NURSING CTR	CAMBRIDGE	Nursing Facility	Biweekly, 30%	08/20 - 09/03	72%	In Compliance
CAMPION HEALTH & WELLNESS, INC	WESTON	Nursing Facility and Rest Home	Biweekly, 30%	08/20 - 09/03	42%	In Compliance

Facility	City/Town	Facility Type	Testing Regimen	Testing Period	Staff Testing Percent	Compliance for Current Period
CAPE HERITAGE REHAB & HLTH CARE CTR	SANDWICH	Nursing Facility	Biweekly, 30%	08/20 - 09/03	0%	Not In Compliance (Incomplete Reporting)
CAPE REGENCY REHAB & HLTH CARE CTR	BARNSTABLE	Nursing Facility	Biweekly, 30%	08/20 - 09/03	40%	In Compliance
CAPE WINDS REST HOME OF SANDWICH	SANDWICH	Rest Home	Biweekly, 30%	08/20 - 09/03	80%	In Compliance
CAPE WINDS RH OF HYANNIS	BARNSTABLE	Rest Home	Biweekly, 30%	08/27 - 09/10	In progress	In Progress
CARDIGAN NURSING & REHABILITATION CTR	SCITUATE	Nursing Facility	Biweekly, 30%	08/20 - 09/03	40%	In Compliance
CARE ONE AT BROOKLINE	BROOKLINE	Nursing Facility	Biweekly, 30%	08/27 - 09/10	In progress	In Progress
CARE ONE AT CONCORD	CONCORD	Nursing Facility	Biweekly, 30%	08/20 - 09/03	42%	In Compliance
CARE ONE AT ESSEX PARK	BEVERLY	Nursing Facility	Biweekly, 30%	08/20 - 09/03	31%	In Compliance
CARE ONE AT HOLYOKE	HOLYOKE	Nursing Facility	Weekly, 90%	08/27 - 09/03	100%	In Compliance
CARE ONE AT LEXINGTON	LEXINGTON	Nursing Facility	Biweekly, 30%	08/20 - 09/03	37%	In Compliance
CARE ONE AT LOWELL	LOWELL	Nursing Facility	Biweekly, 30%	08/20 - 09/03	37%	In Compliance
CARE ONE AT MILLBURY	MILLBURY	Nursing Facility	Biweekly, 30%	08/20 - 09/03	71%	In Compliance
CARE ONE AT NEW BEDFORD	NEW BEDFORD	Nursing Facility	Biweekly, 30%	08/20 - 09/03	35%	In Compliance
CARE ONE AT NEWTON	NEWTON	Nursing Facility	Biweekly, 30%	08/27 - 09/10	In progress	In Progress
CARE ONE AT NORTHAMPTON	NORTHAMPTON	Nursing Facility	Weekly, 90%	08/27 - 09/03	99%	In Compliance
CARE ONE AT PEABODY	PEABODY	Nursing Facility	Biweekly, 30%	08/20 - 09/03	33%	In Compliance
CARE ONE AT RANDOLPH	RANDOLPH	Nursing Facility	Biweekly, 30%	08/20 - 09/03	38%	In Compliance
CARE ONE AT REDSTONE	EAST LONGMEADOW	Nursing Facility	Weekly, 90%	08/27 - 09/03	100%	In Compliance
CARE ONE AT WEYMOUTH	WEYMOUTH	Nursing Facility	Biweekly, 30%	08/27 - 09/03	0%	Not In Compliance (Incomplete Reporting)
CARE ONE AT WILMINGTON	WILMINGTON	Nursing Facility	Biweekly, 30%	08/20 - 09/03	31%	In Compliance
CARLETON-WILLARD VILLAGE RETIREMENT & NURSING CTR	BEDFORD	Nursing Facility and Rest Home	Biweekly, 30%	08/20 - 09/03	61%	In Compliance
CARLYLE HOUSE	FRAMINGHAM	Nursing Facility	Weekly, 90%	08/27 - 09/03	91%	In Compliance

Facility	City/Town	Facility Type	Testing Regimen	Testing Period	Staff Testing Percent	Compliance for Current Period
CARVALHO GROVE HEALTH AND REHABILITATION CENTER	FALL RIVER	Nursing Facility	Biweekly, 30%	08/20 - 09/03	63%	In Compliance
CASA DE RAMANA REHABILITATION CENTER	FRAMINGHAM	Nursing Facility	Biweekly, 30%	08/27 - 09/10	In progress	In Progress
CATHOLIC MEMORIAL HOME	FALL RIVER	Nursing Facility	Biweekly, 30%	08/27 - 09/10	In progress	In Progress
CEDAR VIEW REHAB & HEALTHCARE CTR	METHUEN	Nursing Facility	Biweekly, 30%	08/27 - 09/10	In progress	In Progress
CEDARWOOD GARDENS	FRANKLIN	Nursing Facility	Biweekly, 30%	08/20 - 09/03	36%	In Compliance
CENTER FOR EXTENDED CARE AT AMHERST	AMHERST	Nursing Facility	Weekly, 90%	08/27 - 09/03	82%	Not In Compliance
CHAPIN CENTER	SPRINGFIELD	Nursing Facility	Weekly, 90%	08/27 - 09/03	95%	In Compliance
CHARLENE MANOR EXT. CARE FAC.	GREENFIELD	Nursing Facility	Biweekly, 30%	08/20 - 09/03	44%	In Compliance
CHARLTON MANOR RH, INC.	CHARLTON	Rest Home	Biweekly, 30%	08/20 - 09/03	92%	In Compliance
CHESTNUT HILL OF EAST LONGMEADOW	EAST LONGMEADOW	Nursing Facility	Weekly, 90%	08/27 - 09/03	100%	In Compliance
CHESTNUT WOODS REHAB & HEALTHCARE CTR	SAUGUS	Nursing Facility	Biweekly, 30%	08/20 - 09/03	38%	In Compliance
CHETWYNDE HEALTHCARE	NEWTON	Nursing Facility	Biweekly, 30%	08/20 - 09/03	63%	In Compliance
CHICOPEE REHABILITATION AND NURSING CENTER	CHICOPEE	Nursing Facility	Biweekly, 30%	08/27 - 09/10	In progress	In Progress
CHILTON HOUSE REST HOME	PLYMOUTH	Rest Home	Biweekly, 30%	08/20 - 09/03	0%	Not In Compliance (Incomplete Reporting)
CHRISTOPHER HOUSE OF WORCESTER	WORCESTER	Nursing Facility	Biweekly, 30%	08/27 - 09/10	In progress	In Progress
CLIFTON REHABILITATIVE NURG. CTR	SOMERSET	Nursing Facility	Biweekly, 30%	08/20 - 09/03	40%	In Compliance
COLEMAN HOUSE	NORTHBOROUGH	Nursing Facility	Biweekly, 30%	08/20 - 09/03	63%	In Compliance
COLONY CENTER HEALTH & REHAB	ABINGTON	Nursing Facility	Biweekly, 30%	08/27 - 09/10	In progress	In Progress
CONTINUING CARE II AT BROOKSBY VILLAGE	PEABODY	Nursing Facility	Weekly, 90%	08/27 - 09/03	91%	In Compliance
COPLEY AT STOUGHTON NURG.CARE CTR	STOUGHTON	Nursing Facility	Biweekly, 30%	08/20 - 09/03	61%	In Compliance
COUNTRY CENTER FOR HEALTH & REHAB	NEWBURYPORT	Nursing Facility	Biweekly, 30%	08/20 - 09/03	100%	In Compliance
COUNTRY GARDENS HEALTH & REHAB CENTER	SWANSEA	Nursing Facility	Biweekly, 30%	08/27 - 09/10	In progress	In Progress
COUNTRYSIDE HEALTH CARE OF MILFORD	MILFORD	Nursing Facility	Biweekly, 30%	08/20 - 09/03	85%	In Compliance
COURTYARD NURSING CARE CENTER	MEDFORD	Nursing Facility	Biweekly, 30%	08/27 - 09/10	In progress	In Progress

Facility	City/Town	Facility Type	Testing Regimen	Testing Period	Staff Testing Percent	Compliance for Current Period
CRANEVILLE PLACE AT DALTON	DALTON	Nursing Facility	Biweekly, 30%	08/20 - 09/03	42%	In Compliance
CRESCENT MANOR REST HOME	GRAFTON	Rest Home	Biweekly, 30%	08/20 - 09/03	36%	In Compliance
CUSHING MANOR COMM.SUPP.FAC.,INC.	BOSTON	Rest Home	Biweekly, 30%	08/20 - 09/03	100%	In Compliance
DAGGETT-CRANDALL NEWCOMB HOME	NORTON	Rest Home	Biweekly, 30%	08/20 - 09/03	57%	In Compliance
DALTON REST HOME	WORCESTER	Rest Home	Biweekly, 30%	08/20 - 09/03	38%	In Compliance
DARTMOUTH MANOR REST HOME	DARTMOUTH	Rest Home	Weekly, 90%	08/27 - 09/03	31%	Not In Compliance
DAUGHTERS OF ST. PAUL RESIDENTIAL CARE FACILITY	JAMAICA PLAIN	Rest Home	Biweekly, 30%	08/20 - 09/03	65%	In Compliance
DAVENPORT MEMORIAL HOME	MALDEN	Rest Home	Biweekly, 30%	08/20 - 09/03	32%	In Compliance
DAY BROOK VILLAGE SENIOR LIVING	HOLYOKE	Nursing Facility	Weekly, 90%	08/27 - 09/03	85%	Not In Compliance
DEDHAM HEALTHCARE	DEDHAM	Nursing Facility	Biweekly, 30%	08/20 - 09/03	100%	In Compliance
DEN-MAR HEALTH AND REHABILITATION CENTER	ROCKPORT	Nursing Facility	Biweekly, 30%	08/20 - 09/03	46%	In Compliance
DEXTER HOUSE HEALTHCARE	MALDEN	Nursing Facility	Biweekly, 30%	08/20 - 09/03	48%	In Compliance
DODGE PARK REST HOME	WORCESTER	Rest Home	Weekly, 90%	08/27 - 09/03	90%	In Compliance
DONNA KAY REST HOME	WORCESTER	Rest Home	Biweekly, 30%	08/20 - 09/03	0%	Not In Compliance (Incomplete Reporting)
DWYER HOME	WEYMOUTH	Nursing Facility	Biweekly, 30%	08/20 - 09/03	35%	In Compliance
D'YOUVILLE SENIOR CARE	LOWELL	Nursing Facility	Biweekly, 30%	08/27 - 09/10	In progress	In Progress
EAST LONGMEADOW SKILLED NURSING CENTER	EAST LONGMEADOW	Nursing Facility	Biweekly, 30%	08/20 - 09/03	32%	In Compliance
EASTPOINTE REHAB CENTER	CHELSEA	Nursing Facility	Biweekly, 30%	08/20 - 09/03	100%	In Compliance
ELAINE CENTER AT HADLEY	HADLEY	Nursing Facility	Biweekly, 30%	08/27 - 09/10	In progress	In Progress
ELIOT CENTER FOR HEALTH & REHABILITATION	NATICK	Nursing Facility	Biweekly, 30%	08/27 - 09/10	In progress	In Progress
ELIZABETH CATHERINE REST HOME	WEYMOUTH	Rest Home	Biweekly, 30%	08/20 - 09/03	31%	In Compliance
ELIZABETH SETON	WELLESLEY	Nursing Facility	Biweekly, 30%	08/27 - 09/10	In progress	In Progress
ELLEN RICE REST HOME	SPRINGFIELD	Rest Home	Biweekly, 30%	08/20 - 09/03	0%	Not In Compliance (Incomplete Reporting)

Facility	City/Town	Facility Type	Testing Regimen	Testing Period	Staff Testing Percent	Compliance for Current Period
ELLIS NURSING HOME (THE)	NORWOOD	Nursing Facility	Biweekly, 30%	08/20 - 09/03	44%	In Compliance
FAIRHAVEN HEALTHCARE CENTER	LOWELL	Nursing Facility	Biweekly, 30%	08/20 - 09/03	100%	In Compliance
FAIRMOUNT REST HOME	HYDE PARK	Rest Home	Weekly, 90%	08/27 - 09/03	100%	In Compliance
FAIRVIEW COMMONS NURSING & REHABILITATION CENTER	GREAT BARRINGTON	Nursing Facility	Biweekly, 30%	08/20 - 09/03	51%	In Compliance
FALL RIVER HEALTHCARE	FALL RIVER	Nursing Facility	Biweekly, 30%	08/20 - 09/03	100%	In Compliance
FALL RIVER JEWISH HOME, INC	FALL RIVER	Nursing Facility	Biweekly, 30%	08/27 - 09/10	In progress	In Progress
FARREN CARE CENTER	MONTAGUE	Nursing Facility	Biweekly, 30%	08/20 - 09/03	38%	In Compliance
FITCH HOME, INC. (THE)	MELROSE	Rest Home	Weekly, 90%	08/27 - 09/03	100%	In Compliance
FITCHBURG HEALTHCARE	FITCHBURG	Nursing Facility	Biweekly, 30%	08/20 - 09/03	41%	In Compliance
FITCHBURG REHABILITATION AND NURSING CENTER	FITCHBURG	Nursing Facility	Weekly, 90%	08/27 - 09/03	98%	In Compliance
FULLER HOUSE OF STONEHAM REST HOME	STONEHAM	Rest Home	Biweekly, 30%	08/27 - 09/10	In progress	In Progress
GARDEN PLACE HEALTHCARE	ATTLEBORO	Nursing Facility	Biweekly, 30%	08/20 - 09/03	100%	In Compliance
GARDNER REHABILITATION AND NURSING CENTER	GARDNER	Nursing Facility	Biweekly, 30%	08/20 - 09/03	0%	Not In Compliance (Incomplete Reporting)
GERMAN CENTER FOR EXTENDED CARE	BOSTON	Nursing Facility	Biweekly, 30%	08/20 - 09/03	31%	In Compliance
GLEN RIDGE NURSING CARE CENTER	MEDFORD	Nursing Facility	Biweekly, 30%	08/27 - 09/10	In progress	In Progress
GLOUCESTER HEALTHCARE	GLOUCESTER	Nursing Facility	Biweekly, 30%	08/20 - 09/03	39%	In Compliance
GOVERNORS CENTER	WESTFIELD	Nursing Facility	Biweekly, 30%	08/20 - 09/03	34%	In Compliance
GREENWOOD NURSING & REHABILITATION CENTER	WAKEFIELD	Nursing Facility	Biweekly, 30%	08/27 - 09/10	In progress	In Progress
GUARDIAN CENTER (THE)	BROCKTON	Nursing Facility	Weekly, 90%	08/27 - 09/03	91%	In Compliance
HALCYON HOUSE	METHUEN	Rest Home	Weekly, 90%	08/27 - 09/03	100%	In Compliance
HALE-BARNARD CORPORATION	BOSTON	Rest Home	Biweekly, 30%	08/20 - 09/03	42%	In Compliance
HANCOCK PARK REHABILITATION AND NURSING CENTER	QUINCY	Nursing Facility	Biweekly, 30%	08/20 - 09/03	40%	In Compliance
HANNAH B G SHAW HOME FOR THE AGED	MIDDLEBOROUGH	Nursing Facility and Rest Home	Biweekly, 30%	08/20 - 09/03	34%	In Compliance

Facility	City/Town	Facility Type	Testing Regimen	Testing Period	Staff Testing Percent	Compliance for Current Period
HANNAH DUSTON HEALTHCARE CENTER	HAVERHILL	Nursing Facility	Biweekly, 30%	08/20 - 09/03	40%	In Compliance
HARBOR HOUSE NURSING & REHABILITATION CENTER	HINGHAM	Nursing Facility	Biweekly, 30%	08/20 - 09/03	40%	In Compliance
HATHAWAY MANOR EXTENDED CARE	NEW BEDFORD	Nursing Facility	Biweekly, 30%	08/20 - 09/03	83%	In Compliance
HATHORNE HILL	DANVERS	Nursing Facility	Biweekly, 30%	08/20 - 09/03	36%	In Compliance
HAVENWOOD REST HOME	NEW BEDFORD	Rest Home	Biweekly, 30%	08/27 - 09/10	In progress	In Progress
HEATHWOOD HEALTHCARE	NEWTON	Nursing Facility	Biweekly, 30%	08/20 - 09/03	70%	In Compliance
HELLENIC NURSING & REHABILITATION CENTER	CANTON	Nursing Facility	Weekly, 90%	08/27 - 09/03	92%	In Compliance
HERITAGE HALL EAST	AGAWAM	Nursing Facility	Biweekly, 30%	08/20 - 09/03	100%	In Compliance
HERITAGE HALL NORTH	AGAWAM	Nursing Facility	Weekly, 90%	08/27 - 09/03	100%	In Compliance
HERITAGE HALL SOUTH	AGAWAM	Nursing Facility	Weekly, 90%	08/27 - 09/03	94%	In Compliance
HERITAGE HALL WEST	AGAWAM	Nursing Facility	Biweekly, 30%	08/27 - 09/10	In progress	In Progress
HERMITAGE HEALTHCARE (THE)	WORCESTER	Nursing Facility	Biweekly, 30%	08/20 - 09/03	100%	In Compliance
HIGHLANDS, THE	FITCHBURG	Nursing Facility	Biweekly, 30%	08/20 - 09/03	32%	In Compliance
HIGHVIEW OF NORTHAMPTON	NORTHAMPTON	Nursing Facility	Weekly, 90%	08/27 - 09/03	98%	In Compliance
HILLCREST COMMONS NURSING & REHABILITATION CENTER	PITTSFIELD	Nursing Facility	Biweekly, 30%	08/20 - 09/03	36%	In Compliance
HILLSIDE REST HOME	AMESBURY	Rest Home	Biweekly, 30%	08/20 - 09/03	36%	In Compliance
HOLDEN REHABILITATION & NURSING CENTER	HOLDEN	Nursing Facility	Biweekly, 30%	08/20 - 09/03	49%	In Compliance
HOLY TRINITY EASTERN ORTHODOX N & R CENTER	WORCESTER	Nursing Facility	Biweekly, 30%	08/20 - 09/03	40%	In Compliance
HOLYOKE HEALTHCARE CENTER	HOLYOKE	Nursing Facility	Weekly, 90%	08/27 - 09/03	87%	Not In Compliance
HOME FOR AGED WOMEN-BROOKHOUSE	SALEM	Rest Home	Biweekly, 30%	08/20 - 09/03	43%	In Compliance
HOMESTEAD HALL	WORCESTER	Rest Home	Biweekly, 30%	08/20 - 09/03	32%	In Compliance
HUNT NURSING & REHAB CENTER	DANVERS	Nursing Facility	Biweekly, 30%	08/20 - 09/03	42%	In Compliance
IVY HILL COURT, INC	HAVERHILL	Rest Home	Biweekly, 30%	08/20 - 09/03	0%	Not In Compliance (Incomplete Reporting)
JEANNE JUGAN RESIDENCE	SOMERVILLE	Nursing Facility and Rest Home	Biweekly, 30%	08/27 - 09/10	In progress	In Progress

Facility	City/Town	Facility Type	Testing Regimen	Testing Period	Staff Testing Percent	Compliance for Current Period
JEFFREY & SUSAN BRUDNICK CENTER FOR LIVING	PEABODY	Nursing Facility	Biweekly, 30%	08/27 - 09/10	In progress	In Progress
JESMOND NURSING HOME	NAHANT	Nursing Facility	Biweekly, 30%	08/20 - 09/03	31%	In Compliance
JEWISH HEALTHCARE CENTER	WORCESTER	Nursing Facility	Biweekly, 30%	08/20 - 09/03	41%	In Compliance
JML CARE CENTER INC	FALMOUTH	Nursing Facility	Biweekly, 30%	08/20 - 09/03	32%	In Compliance
JOHN ADAMS HEALTHCARE CENTER	QUINCY	Nursing Facility	Biweekly, 30%	08/27 - 09/10	In progress	In Progress
JOHN SCOTT HOUSE NURSING & REHABILITATION CENTER	BRAINTREE	Nursing Facility	Weekly, 90%	08/27 - 09/03	90%	In Compliance
JULIAN J LEVITT FAMILY NURSING HOME	LONGMEADOW	Nursing Facility	Weekly, 90%	08/27 - 09/03	91%	In Compliance
KATZMAN FAMILY CENTER FOR LIVING	CHELSEA	Nursing Facility	Biweekly, 30%	08/20 - 09/03	100%	In Compliance
KEYSTONE CENTER	LEOMINSTER	Nursing Facility	Weekly, 90%	08/27 - 09/03	100%	In Compliance
KIMBALL FARMS NURSING CARE CENTER	LENOX	Nursing Facility	Biweekly, 30%	08/20 - 09/03	100%	In Compliance
KNOLLWOOD NURSING CENTER	WORCESTER	Nursing Facility	Weekly, 90%	08/27 - 09/03	96%	In Compliance
LABELLE'S REST HOME	SHELBURNE	Rest Home	Biweekly, 30%	08/20 - 09/03	100%	In Compliance
LAFAYETTE REHABILITATION & SKILLED NURSING FACILITY	MARBLEHEAD	Nursing Facility	Biweekly, 30%	08/20 - 09/03	54%	In Compliance
LAKEVIEW HOUSE SKLD NRSNG AND RESIDENTIAL CARE FAC	HAVERHILL	Nursing Facility and Rest Home	Weekly, 90%	08/27 - 09/03	100%	In Compliance
LANESSA EXTENDED CARE	WEBSTER	Nursing Facility	Biweekly, 30%	08/20 - 09/03	100%	In Compliance
LATHROP HOME	NORTHAMPTON	Rest Home	Biweekly, 30%	08/20 - 09/03	32%	In Compliance
LAUREL RIDGE REHAB AND SKILLED CARE CENTER	BOSTON	Nursing Facility	Weekly, 90%	08/27 - 09/03	92%	In Compliance
LEDGEWOOD REHABILITATION & SKILLED NURSING CENTER	BEVERLY	Nursing Facility	Biweekly, 30%	08/20 - 09/03	49%	In Compliance
LEE HEALTHCARE	LEE	Nursing Facility	Biweekly, 30%	08/20 - 09/03	64%	In Compliance
LELAND HOME	WALTHAM	Rest Home	Biweekly, 30%	08/27 - 09/10	In progress	In Progress
LEONARD FLORENCE CENTER FOR LIVING	CHELSEA	Nursing Facility	Weekly, 90%	08/27 - 09/03	95%	In Compliance
LIBERTY COMMONS	CHATHAM	Nursing Facility	Weekly, 90%	08/27 - 09/03	94%	In Compliance
LIFE CARE CENTER OF ACTON	ACTON	Nursing Facility	Biweekly, 30%	08/20 - 09/03	36%	In Compliance
LIFE CARE CENTER OF ATTLEBORO	ATTLEBORO	Nursing Facility	Biweekly, 30%	08/20 - 09/03	35%	In Compliance

Facility	City/Town	Facility Type	Testing Regimen	Testing Period	Staff Testing Percent	Compliance for Current Period
LIFE CARE CENTER OF AUBURN	AUBURN	Nursing Facility	Biweekly, 30%	08/20 - 09/03	45%	In Compliance
LIFE CARE CENTER OF LEOMINSTER	LEOMINSTER	Nursing Facility	Biweekly, 30%	08/27 - 09/10	In progress	In Progress
LIFE CARE CENTER OF MERRIMACK VALLEY	BILLERICA	Nursing Facility	Biweekly, 30%	08/27 - 09/10	In progress	In Progress
LIFE CARE CENTER OF NASHOBA VALLEY	LITTLETON	Nursing Facility	Biweekly, 30%	08/27 - 09/10	In progress	In Progress
LIFE CARE CENTER OF PLYMOUTH	PLYMOUTH	Nursing Facility	Weekly, 90%	08/27 - 09/03	96%	In Compliance
LIFE CARE CENTER OF RAYNHAM	RAYNHAM	Nursing Facility	Biweekly, 30%	08/20 - 09/03	43%	In Compliance
LIFE CARE CENTER OF STONEHAM	STONEHAM	Nursing Facility	Biweekly, 30%	08/20 - 09/03	84%	In Compliance
LIFE CARE CENTER OF THE NORTH SHORE	LYNN	Nursing Facility	Biweekly, 30%	08/20 - 09/03	42%	In Compliance
LIFE CARE CENTER OF THE SOUTH SHORE	SCITUATE	Nursing Facility	Weekly, 90%	08/27 - 09/03	0%	Not In Compliance (Incomplete Reporting)
LIFE CARE CENTER OF WEST BRIDGEWATER	WEST BRIDGEWATER	Nursing Facility	Weekly, 90%	08/27 - 09/03	90%	In Compliance
LIFE CARE CENTER OF WILBRAHAM	WILBRAHAM	Nursing Facility	Biweekly, 30%	08/20 - 09/03	33%	In Compliance
LIGHTHOUSE NURSING CARE CENTER	REVERE	Nursing Facility	Biweekly, 30%	08/20 - 09/03	56%	In Compliance
LINCOLN HILL MANOR	SPENCER	Rest Home	Biweekly, 30%	08/20 - 09/03	60%	In Compliance
LINDA MANOR EXTENDED CARE FACILITY	NORTHAMPTON	Nursing Facility	Biweekly, 30%	08/27 - 09/10	In progress	In Progress
LINDEN PONDS	HINGHAM	Nursing Facility and Rest Home	Biweekly, 30%	08/20 - 09/03	71%	In Compliance
LONGMEADOW OF TAUNTON	TAUNTON	Nursing Facility	Biweekly, 30%	08/20 - 09/03	64%	In Compliance
LOOMIS LAKESIDE AT REEDS LANDING	SPRINGFIELD	Nursing Facility	Biweekly, 30%	08/27 - 09/10	In progress	In Progress
LUTHERAN REHABILITATION & SKILLED CARE CENTER	WORCESTER	Nursing Facility and Rest Home	Weekly, 90%	08/27 - 09/03	97%	In Compliance
LYDIA TAFT HOUSE	UXBRIDGE	Nursing Facility	Biweekly, 30%	08/20 - 09/03	32%	In Compliance
LYNN HOME FOR ELDERLY PERSONS	LYNN	Rest Home	Weekly, 90%	08/27 - 09/03	97%	In Compliance
LYNN SHORE REST HOME	LYNN	Rest Home	Biweekly, 30%	08/27 - 09/10	In progress	In Progress
M I NURSING & RESTORATIVE CENTER	LAWRENCE	Nursing Facility	Biweekly, 30%	08/20 - 09/03	44%	In Compliance

Facility	City/Town	Facility Type	Testing Regimen	Testing Period	Staff Testing Percent	Compliance for Current Period
MADONNA MANOR NURSING HOME	NORTH ATTLEBORO	Nursing Facility	Biweekly, 30%	08/20 - 09/03	44%	In Compliance
MAPLES REHABILITATION & NURSING CENTER	WRENTHAM	Nursing Facility	Weekly, 90%	08/27 - 09/03	94%	In Compliance
MAPLEWOOD REHAB AND NURSING	AMESBURY	Nursing Facility	Biweekly, 30%	08/20 - 09/03	36%	In Compliance
MARIAN MANOR	BOSTON	Nursing Facility and Rest Home	Biweekly, 30%	08/20 - 09/03	66%	In Compliance
MARIAN MANOR OF TAUNTON	TAUNTON	Nursing Facility	Biweekly, 30%	08/27 - 09/10	In progress	In Progress
MARILLAC RESIDENCE	WELLESLEY	Rest Home	Biweekly, 30%	08/20 - 09/03	30%	In Compliance
MARISTHILL NURSING & REHABILITATION CENTER	WALTHAM	Nursing Facility	Biweekly, 30%	08/20 - 09/03	0%	Not In Compliance (Incomplete Reporting)
MARLBOROUGH HILLS REHABILITATION & HLTH CARE CTR	MARLBOROUGH	Nursing Facility	Biweekly, 30%	08/20 - 09/03	42%	In Compliance
MARY ANN MORSE NURSING & REHABILITATION	NATICK	Nursing Facility	Biweekly, 30%	08/20 - 09/03	43%	In Compliance
MARY'S MEADOW AT PROVIDENCE PLACE	HOLYOKE	Nursing Facility	Biweekly, 30%	08/20 - 09/03	41%	In Compliance
MASCONOMET HEALTHCARE CENTER	TOPSFIELD	Nursing Facility	Biweekly, 30%	08/20 - 09/03	52%	In Compliance
MATTAPAN HEALTH & REHABILITATION CENTER	BOSTON	Nursing Facility	Biweekly, 30%	08/20 - 09/03	45%	In Compliance
MAYFLOWER PLACE NURSING & REHABILITATION CENTER	YARMOUTH	Nursing Facility	Biweekly, 30%	08/20 - 09/03	98%	In Compliance
MEADOW GREEN NURSING AND REHABILITATION CENTER	WALTHAM	Nursing Facility	Weekly, 90%	08/27 - 09/03	91%	In Compliance
MEADOWS OF CENTRAL MASSACHUSETTS (THE)	LEICESTER	Nursing Facility	Biweekly, 30%	09/03 - 09/10	In progress	In Progress
MEDFORD REHABILITATION AND NURSING CENTER	MEDFORD	Nursing Facility	Biweekly, 30%	08/27 - 09/10	In progress	In Progress
MEDWAY COUNTRY MANOR SKILLED NURSING & REHABILITATION	MEDWAY	Nursing Facility	Biweekly, 30%	08/20 - 09/03	41%	In Compliance
MELROSE HEALTHCARE	MELROSE	Nursing Facility	Biweekly, 30%	08/20 - 09/03	78%	In Compliance
MERRIMACK VALLEY HEALTH CENTER	AMESBURY	Nursing Facility	Biweekly, 30%	08/20 - 09/03	45%	In Compliance
MILFORD CENTER	MILFORD	Nursing Facility	Biweekly, 30%	08/20 - 09/03	54%	In Compliance
MILL POND REST HOME	ASHLAND	Rest Home	Biweekly, 30%	08/20 - 09/03	38%	In Compliance

Facility	City/Town	Facility Type	Testing Regimen	Testing Period	Staff Testing Percent	Compliance for Current Period
MONT MARIE REHABILITATION & HEALTHCARE CENTER	HOLYOKE	Nursing Facility	Biweekly, 30%	08/20 - 09/03	51%	In Compliance
MOUNT CARMEL CARE CENTER	LENOX	Nursing Facility	Biweekly, 30%	08/20 - 09/03	51%	In Compliance
MOUNT IDA REST HOME	NEWTON	Rest Home	Biweekly, 30%	08/20 - 09/03	67%	In Compliance
MOUNT SAINT VINCENT CARE CENTER	HOLYOKE	Nursing Facility	Biweekly, 30%	08/20 - 09/03	72%	In Compliance
MT GREYLOCK EXTENDED CARE FACILITY	PITTSFIELD	Nursing Facility	Biweekly, 30%	08/20 - 09/03	37%	In Compliance
MT. PLEASANT HOME	BOSTON	Rest Home	Biweekly, 30%	08/20 - 09/03	35%	In Compliance
NEMASKET HEALTHCARE CENTER	MIDDLEBOROUGH	Nursing Facility	Biweekly, 30%	08/20 - 09/03	38%	In Compliance
NEVILLE CENTER AT FRESH POND FOR NURSING & REHAB	CAMBRIDGE	Nursing Facility	Biweekly, 30%	08/27 - 09/10	In progress	In Progress
NEVINS NURSING & REHABILITATION CENTER	METHUEN	Nursing Facility	Weekly, 90%	08/27 - 09/03	97%	In Compliance
NEW BEDFORD JEWISH CONVALESCENT HOME, INC	NEW BEDFORD	Nursing Facility	Biweekly, 30%	08/20 - 09/03	42%	In Compliance
NEW ENGLAND HOMES FOR THE DEAF, INC	DANVERS	Nursing Facility and Rest Home	Biweekly, 30%	08/27 - 09/10	In progress	In Progress
NEW ENGLAND PEDIATRIC CARE	BILLERICA	Nursing Facility	Biweekly, 30%	08/20 - 09/03	41%	In Compliance
NEWBURYPORT SOCIETY - OF AGED MEN	NEWBURYPORT	Rest Home	Biweekly, 30%	08/27 - 09/10	In progress	In Progress
NEWTON WELLESLEY CENTER FOR ALZHEIMER'S CARE	WELLESLEY	Nursing Facility	Biweekly, 30%	08/27 - 09/10	In progress	In Progress
NORTH ADAMS COMMONS NURSING & REHABILITATION CENTER	NORTH ADAMS	Nursing Facility	Biweekly, 30%	08/20 - 09/03	34%	In Compliance
NORTH END REHABILITATION AND HEALTHCARE CENTER	BOSTON	Nursing Facility	Weekly, 90%	08/27 - 09/03	0%	Not In Compliance (Incomplete Reporting)
NORTHWOOD REHABILITATION & HEALTHCARE CENTER	LOWELL	Nursing Facility	Biweekly, 30%	08/20 - 09/03	70%	In Compliance
NORWOOD HEALTHCARE	NORWOOD	Nursing Facility	Biweekly, 30%	08/20 - 09/03	41%	In Compliance
NOTRE DAME LONG TERM CARE CENTER	WORCESTER	Nursing Facility	Biweekly, 30%	08/27 - 09/10	In progress	In Progress
OAK KNOLL HEALTHCARE CENTER	FRAMINGHAM	Nursing Facility	Biweekly, 30%	08/20 - 09/03	40%	In Compliance
OAKDALE REHABILITATION & SKILLED NURSING CENTER	WEST BOYLSTON	Nursing Facility	Weekly, 90%	08/27 - 09/03	98%	In Compliance
OAKHILL HEALTHCARE	MIDDLEBOROUGH	Nursing Facility	Biweekly, 30%	08/20 - 09/03	100%	In Compliance
OAKS, THE	NEW BEDFORD	Nursing Facility	Biweekly, 30%	08/20 - 09/03	93%	In Compliance

Facility	City/Town	Facility Type	Testing Regimen	Testing Period	Staff Testing Percent	Compliance for Current Period
OASIS AT DODGE PARK	WORCESTER	Rest Home	Biweekly, 30%	08/20 - 09/03	53%	In Compliance
ODD FELLOWS HOME OF MASSACHUSETTS	WORCESTER	Nursing Facility	Biweekly, 30%	08/20 - 09/03	37%	In Compliance
OOSTERMAN'S MELROSE REST HOME, INC	MELROSE	Rest Home	Biweekly, 30%	08/20 - 09/03	0%	Not In Compliance (Incomplete Reporting)
OUR ISLAND HOME	NANTUCKET	Nursing Facility	Biweekly, 30%	08/20 - 09/03	35%	In Compliance
OUR LADYS HAVEN OF FAIRHAVEN INC	FAIRHAVEN	Nursing Facility	Biweekly, 30%	08/20 - 09/03	38%	In Compliance
OVERLOOK MASONIC HEALTH CENTER	CHARLTON	Nursing Facility and Rest Home	Weekly, 90%	08/27 - 09/03	95%	In Compliance
OXFORD REHABILITATION & HEALTH CARE CENTER, THE	HAVERHILL	Nursing Facility	Weekly, 90%	08/27 - 09/03	92%	In Compliance
PALM SKILLED NRSG CR & CTR FOR REHAB EXCELLENCE	CHELMSFORD	Nursing Facility	Biweekly, 30%	08/20 - 09/03	57%	In Compliance
PALMER HEALTHCARE CENTER	PALMER	Nursing Facility	Biweekly, 30%	08/20 - 09/03	38%	In Compliance
PARK AVENUE HEALTH CENTER	ARLINGTON	Nursing Facility	Biweekly, 30%	08/27 - 09/10	In progress	In Progress
PARK PLACE REHABILITATION & SKILLED CARE CENTER	BOSTON	Nursing Facility	Biweekly, 30%	08/20 - 09/03	38%	In Compliance
PARKWAY HEALTH AND REHABILITATION CENTER	BOSTON	Nursing Facility	Weekly, 90%	08/27 - 09/03	100%	In Compliance
PARSONS HILL REHABILITATION & HEALTH CARE CENTER	WORCESTER	Nursing Facility	Weekly, 90%	08/27 - 09/03	93%	In Compliance
PAVILION , THE	BARNSTABLE	Nursing Facility	Biweekly, 30%	08/20 - 09/03	52%	In Compliance
PENACOOK PLACE, INC	HAVERHILL	Nursing Facility	Biweekly, 30%	08/20 - 09/03	69%	In Compliance
PENNY LANE	FITCHBURG	Rest Home	Biweekly, 30%	08/20 - 09/03	0%	Not In Compliance (Incomplete Reporting)
PETTEE HOUSE	NEWTON	Rest Home	Biweekly, 30%	08/27 - 09/10	In progress	In Progress
PHILLIPS MANOR NURSING HOME	LYNN	Nursing Facility	Biweekly, 30%	08/20 - 09/03	35%	In Compliance
PILGRIM REHABILITATION & SKILLED NURSING CENTER	PEABODY	Nursing Facility	Biweekly, 30%	08/20 - 09/03	100%	In Compliance
PINE KNOLL NURSING CENTER	LEXINGTON	Nursing Facility	Biweekly, 30%	08/27 - 09/10	In progress	In Progress
PLEASANT ACRES REST HOME LLC	WORCESTER	Rest Home	Biweekly, 30%	08/20 - 09/03	100%	In Compliance
PLEASANT BAY OF BREWSTER REHAB CENTER	BREWSTER	Nursing Facility	Biweekly, 30%	08/20 - 09/03	49%	In Compliance

Facility	City/Town	Facility Type	Testing Regimen	Testing Period	Staff Testing Percent	Compliance for Current Period
PLEASANT STREET REST HOME	ATTLEBORO	Rest Home	Biweekly, 30%	08/20 - 09/03	0%	Not In Compliance (Incomplete Reporting)
PLYMOUTH HARBORSIDE HEALTHCARE	PLYMOUTH	Nursing Facility	Biweekly, 30%	08/20 - 09/03	81%	In Compliance
PLYMOUTH REHABILITATION & HEALTH CARE CENTER	PLYMOUTH	Nursing Facility	Biweekly, 30%	08/20 - 09/03	100%	In Compliance
POET'S SEAT HEALTH CARE CENTER	GREENFIELD	Nursing Facility	Biweekly, 30%	08/20 - 09/03	2%	Not in Compliance
POND HOME	WRENTHAM	Rest Home	Weekly, 90%	08/27 - 09/03	86%	Not In Compliance
POPE NURSING HOME	WEYMOUTH	Nursing Facility	Biweekly, 30%	08/20 - 09/03	100%	In Compliance
PORT HEALTHCARE CENTER	NEWBURYPORT	Nursing Facility	Biweekly, 30%	08/20 - 09/03	35%	In Compliance
PRESCOTT HOUSE	NORTH ANDOVER	Nursing Facility	Biweekly, 30%	08/27 - 09/10	In progress	In Progress
PRESENTATION REHAB AND SKILLED CARE CENTER	BOSTON	Nursing Facility	Weekly, 90%	08/27 - 09/03	92%	In Compliance
PROVIDENCE HOUSE	KINGSTON	Rest Home	Biweekly, 30%	08/20 - 09/03	0%	Not In Compliance (Incomplete Reporting)
QUABBIN VALLEY HEALTHCARE	ATHOL	Nursing Facility	Weekly, 90%	08/27 - 09/03	100%	In Compliance
QUABOAG REHABILITATION & SKILLED CARE FACILITY	WEST BROOKFIELD	Nursing Facility	Weekly, 90%	08/27 - 09/03	98%	In Compliance
QUEEN ANNE NURSING HOME, INC	HINGHAM	Nursing Facility	Biweekly, 30%	08/20 - 09/03	33%	In Compliance
QUINCY HEALTH AND REHABILITATION CENTER LLC	QUINCY	Nursing Facility	Biweekly, 30%	08/20 - 09/03	100%	In Compliance
REHABILITATION & NURSING CENTER AT EVERETT (THE)	EVERETT	Nursing Facility	Biweekly, 30%	08/20 - 09/03	44%	In Compliance
RESERVOIR CENTER FOR HEALTH & REHABILITATION, THE	MARLBOROUGH	Nursing Facility	Biweekly, 30%	08/20 - 09/03	60%	In Compliance
REVOLUTION CHARLWELL	NORWOOD	Nursing Facility	Biweekly, 30%	08/20 - 09/03	70%	In Compliance
REVOLUTION KIMWELL	FALL RIVER	Nursing Facility	Weekly, 90%	08/27 - 09/03	0%	Not In Compliance
RIVER TERRACE REHABILITATION AND HEALTHCARE CTR	LANCASTER	Nursing Facility	Biweekly, 30%	08/20 - 09/03	37%	In Compliance
RIVER VALLEY REST HOME	NORTHAMPTON	Rest Home	Biweekly, 30%	08/20 - 09/03	50%	In Compliance
RIVERBEND OF SOUTH NATICK	NATICK	Nursing Facility	Weekly, 90%	08/27 - 09/03	93%	In Compliance

Facility	City/Town	Facility Type	Testing Regimen	Testing Period	Staff Testing Percent	Compliance for Current Period
RIVERCREST LONG TERM CARE	CONCORD	Nursing Facility and Rest Home	Biweekly, 30%	08/20 - 09/03	100%	In Compliance
ROCKRIDGE/LAUREL PARK	NORTHAMPTON	Rest Home	Biweekly, 30%	08/20 - 09/03	88%	In Compliance
ROSEWOOD MANOR REST HOME	HARWICH	Rest Home	Weekly, 90%	08/27 - 09/03	3%	Not In Compliance
ROYAL AT WAYLAND REHABILITATION & NURSING CENTER	WAYLAND	Nursing Facility	Biweekly, 30%	08/27 - 09/10	In progress	In Progress
ROYAL BRAINTREE NURSING AND REHABILITATION CENTER	BRAINTREE	Nursing Facility	Biweekly, 30%	08/20 - 09/03	61%	In Compliance
ROYAL CAPE COD NURSING & REHABILITATION CENTER	BOURNE	Nursing Facility	Biweekly, 30%	08/20 - 09/03	67%	In Compliance
ROYAL MEADOW VIEW CENTER	NORTH READING	Nursing Facility	Weekly, 90%	08/27 - 09/03	94%	In Compliance
ROYAL MEGANSETT NURSING & REHABILITATION	FALMOUTH	Nursing Facility and Rest Home	Biweekly, 30%	08/20 - 09/03	49%	In Compliance
ROYAL NORWELL NURSING & REHABILITATION CENTER LLC	NORWELL	Nursing Facility	Biweekly, 30%	08/27 - 09/10	In progress	In Progress
ROYAL NURSING CENTER, LLC	FALMOUTH	Nursing Facility	Biweekly, 30%	08/20 - 09/03	34%	In Compliance
ROYAL OF COTUIT	MASHPEE	Nursing Facility	Biweekly, 30%	08/20 - 09/03	38%	In Compliance
ROYAL OF FAIRHAVEN NURSING CENTER	FAIRHAVEN	Nursing Facility and Rest Home	Biweekly, 30%	08/20 - 09/03	37%	In Compliance
ROYAL WOOD MILL CENTER	LAWRENCE	Nursing Facility	Biweekly, 30%	08/27 - 09/10	In progress	In Progress
SACHEM CENTER FOR HEALTH & REHABILITATION	EAST BRIDGEWATER	Nursing Facility	Biweekly, 30%	08/20 - 09/03	32%	In Compliance
SACRED HEART NURSING HOME	NEW BEDFORD	Nursing Facility	Weekly, 90%	08/27 - 09/03	95%	In Compliance
SAINT LUKE'S HOME	SPRINGFIELD	Rest Home	Biweekly, 30%	08/20 - 09/03	43%	In Compliance
SALEM REHAB CENTER	SALEM	Nursing Facility	Weekly, 90%	08/27 - 09/03	94%	In Compliance
SANCTA MARIA NURSING FACILITY	CAMBRIDGE	Nursing Facility	Biweekly, 30%	08/20 - 09/03	96%	In Compliance
SARAH BRAYTON NURSING CARE CTR	FALL RIVER	Nursing Facility	Weekly, 90%	08/27 - 09/03	94%	In Compliance
SAUGUS REHAB AND NURSING	SAUGUS	Nursing Facility	Weekly, 90%	08/27 - 09/03	0%	Not In Compliance (Incomplete Reporting)

Facility	City/Town	Facility Type	Testing Regimen	Testing Period	Staff Testing Percent	Compliance for Current Period
SAVOY NURSING & REHAB CTR	NEW BEDFORD	Nursing Facility	Biweekly, 30%	08/20 - 09/03	0%	Not In Compliance (Incomplete Reporting)
SEA VIEW CONVALESCENT AND NURSING HOME	ROWLEY	Nursing Facility	Biweekly, 30%	08/20 - 09/03	77%	In Compliance
SEACOAST NURSING & REHABILITATION CENTER INC	GLOUCESTER	Nursing Facility	Weekly, 90%	08/27 - 09/03	20%	Not In Compliance
SERENITY HILL NURSING CENTER	WRENTHAM	Nursing Facility	Biweekly, 30%	08/20 - 09/03	48%	In Compliance
SERENITY REST HOME, LLC	MIDDLEBOROUGH	Rest Home	Biweekly, 30%	08/20 - 09/03	40%	In Compliance
SETH MANN 2ND HME FOR AGED/INFI WOM	RANDOLPH	Rest Home	Biweekly, 30%	08/20 - 09/03	0%	Not In Compliance (Incomplete Reporting)
SEVEN HILLS PEDIATRIC CENTER	GROTON	Nursing Facility	Biweekly, 30%	08/20 - 09/03	32%	In Compliance
SHERRILL HOUSE	BOSTON	Nursing Facility	Biweekly, 30%	08/27 - 09/10	In progress	In Progress
SHREWSBURY NURSING & REHABILITATION CENTER	SHREWSBURY	Nursing Facility	Biweekly, 30%	08/27 - 09/10	In progress	In Progress
SIPPICAN HEALTHCARE CENTER	MARION	Nursing Facility	Weekly, 90%	08/27 - 09/03	96%	In Compliance
SIXTEEN ACRES HEALTHCARE CENTER	SPRINGFIELD	Nursing Facility	Biweekly, 30%	08/20 - 09/03	41%	In Compliance
SKILLED NURSING FACILITY AT NORTH HILL (THE)	NEEDHAM	Nursing Facility	Biweekly, 30%	08/20 - 09/03	40%	In Compliance
SOMERSET RIDGE CENTER	SOMERSET	Nursing Facility	Biweekly, 30%	08/27 - 09/10	In progress	In Progress
SOPHIA SNOW HOUSE, INC.	BOSTON	Rest Home	Biweekly, 30%	08/20 - 09/03	100%	In Compliance
SOUTH COVE MANOR NURSING & REHABILITATION CENTER	QUINCY	Nursing Facility	Biweekly, 30%	08/27 - 09/10	In progress	In Progress
SOUTH DENNIS HEALTHCARE	DENNIS	Nursing Facility	Biweekly, 30%	08/20 - 09/03	76%	In Compliance
SOUTHBRIDGE REHABILITATION & HEALTH CARE CENTER	SOUTHBRIDGE	Nursing Facility	Biweekly, 30%	08/27 - 09/10	In progress	In Progress
SOUTHEAST HEALTH CARE CENTER	EASTON	Nursing Facility	Biweekly, 30%	08/20 - 09/03	93%	In Compliance
SOUTHPOINTE REHAB CENTER	FALL RIVER	Nursing Facility	Biweekly, 30%	08/20 - 09/03	48%	In Compliance
SOUTHSHORE HEALTH CARE CENTER	ROCKLAND	Nursing Facility	Biweekly, 30%	08/20 - 09/03	32%	In Compliance
SOUTHWOOD AT NORWELL NURSING CTR	NORWELL	Nursing Facility	Biweekly, 30%	08/20 - 09/03	45%	In Compliance
SPAULDING NURSING & THERAPY CENTER - BRIGHTON	BOSTON	Nursing Facility	Biweekly, 30%	08/27 - 09/10	In progress	In Progress

Facility	City/Town	Facility Type	Testing Regimen	Testing Period	Staff Testing Percent	Compliance for Current Period
SPRINGSIDE REHABILITATION AND SKILLED CARE CENTER	PITTSFIELD	Nursing Facility	Biweekly, 30%	08/27 - 09/10	In progress	In Progress
ST CAMILLUS HEALTH CENTER	NORTHBRIDGE	Nursing Facility	Biweekly, 30%	08/20 - 09/03	12%	Not in Compliance
ST FRANCIS REHABILITATION & NURSING CENTER	WORCESTER	Nursing Facility	Weekly, 90%	08/27 - 09/03	99%	In Compliance
ST JOSEPH MANOR HEALTH CARE INC	BROCKTON	Nursing Facility	Biweekly, 30%	08/20 - 09/03	38%	In Compliance
ST JOSEPH REHAB & NURSING CARE CENTER	BOSTON	Nursing Facility	Biweekly, 30%	08/20 - 09/03	39%	In Compliance
ST MARY HEALTH CARE CENTER	WORCESTER	Nursing Facility	Biweekly, 30%	08/20 - 09/03	43%	In Compliance
ST PATRICK'S MANOR	FRAMINGHAM	Nursing Facility	Weekly, 90%	08/27 - 09/03	88%	Not In Compliance
ST. CHRETIENNE RETIREMENT RES.	MARLBOROUGH	Rest Home	Biweekly, 30%	08/20 - 09/03	44%	In Compliance
ST. JOSEPH'S ABBEY RES.CARE FAC INC.	SPENCER	Rest Home	Biweekly, 30%	08/20 - 09/03	100%	In Compliance
ST. JULIE BILLIART RES. CARE CTR.	IPSWICH	Rest Home	Biweekly, 30%	08/20 - 09/03	34%	In Compliance
STERLING VILLAGE	STERLING	Nursing Facility	Weekly, 90%	08/27 - 09/03	87%	Not In Compliance
STONE REHABILITATION AND SENIOR LIVING	NEWTON	Nursing Facility	Biweekly, 30%	08/27 - 09/10	In progress	In Progress
STONEHEDGE HEALTH CARE CENTER	BOSTON	Nursing Facility	Weekly, 90%	08/27 - 09/03	90%	In Compliance
SUDBURY PINES EXTENDED CARE	SUDBURY	Nursing Facility	Weekly, 90%	08/27 - 09/03	89%	Not In Compliance
SUNNY ACRES NURSING HOME	CHELMSFORD	Nursing Facility	Biweekly, 30%	08/20 - 09/03	100%	In Compliance
SUTTON HILL CENTER	NORTH ANDOVER	Nursing Facility	Weekly, 90%	08/27 - 09/03	97%	In Compliance
SWEET BROOK OF WILLIAMSTOWN REHABILITATION & N CTR*	WILLIAMSTOWN	Nursing Facility	N/A	N/A	N/A	N/A
THE GERMAN HOME	LAWRENCE	Rest Home	Biweekly, 30%	08/20 - 09/03	0%	Not In Compliance (Incomplete Reporting)
THE WILLOWS AT WORCESTER	WORCESTER	Rest Home	Biweekly, 30%	08/20 - 09/03	31%	In Compliance
THOMAS UPHAM HOUSE	MEDFIELD	Nursing Facility	Biweekly, 30%	08/20 - 09/03	62%	In Compliance
TIMBERLYN HEIGHTS NURSING AND REHABILITATION	GREAT BARRINGTON	Nursing Facility	Weekly, 90%	08/27 - 09/03	100%	In Compliance
TIMOTHY DANIELS HOUSE	HOLLISTON	Nursing Facility	Biweekly, 30%	08/20 - 09/03	35%	In Compliance
TOWN AND COUNTRY HEALTH CARE CENTER	LOWELL	Nursing Facility	Biweekly, 30%	08/20 - 09/03	48%	In Compliance

Facility	City/Town	Facility Type	Testing Regimen	Testing Period	Staff Testing Percent	Compliance for Current Period
TREMONT HEALTH CARE CENTER	WAREHAM	Nursing Facility	Weekly, 90%	08/27 - 09/03	100%	In Compliance
TWIN OAKS REHAB AND NURSING	DANVERS	Nursing Facility	Biweekly, 30%	08/20 - 09/03	100%	In Compliance
VERO HEALTH & REHAB OF HAMPDEN	HAMPDEN	Nursing Facility	Weekly, 90%	08/27 - 09/03	92%	In Compliance
VERO HEALTH & REHAB OF SOUTH HADLEY	SOUTH HADLEY	Nursing Facility	Weekly, 90%	08/27 - 09/03	90%	In Compliance
VERO HEALTH & REHAB OF WILBRAHAM	WILBRAHAM	Nursing Facility	Biweekly, 30%	08/20 - 09/03	52%	In Compliance
VICTORIA HAVEN NURSING FACILITY	NORWOOD	Nursing Facility	Biweekly, 30%	08/20 - 09/03	32%	In Compliance
VILLAGE R.H. 2 OF BROCKTON	BROCKTON	Rest Home	Weekly, 90%	08/27 - 09/03	100%	In Compliance
VILLAGE REST HOME OF EASTON	EASTON	Rest Home	Weekly, 90%	08/27 - 09/03	100%	In Compliance
VILLAGE REST HOME OF LEOMINSTER	LEOMINSTER	Rest Home	Biweekly, 30%	08/20 - 09/03	67%	In Compliance
WACHUSETT MANOR	GARDNER	Nursing Facility	Biweekly, 30%	08/27 - 09/10	In progress	In Progress
WAKEFIELD CENTER	WAKEFIELD	Nursing Facility	Biweekly, 30%	08/27 - 09/10	In progress	In Progress
WALPOLE HEALTHCARE	WALPOLE	Nursing Facility	Biweekly, 30%	08/20 - 09/03	100%	In Compliance
WAREHAM HEALTHCARE	WAREHAM	Nursing Facility	Biweekly, 30%	08/20 - 09/03	53%	In Compliance
WATERTOWN HEALTH CENTER	WATERTOWN	Nursing Facility	Biweekly, 30%	08/20 - 09/03	48%	In Compliance
WATERVIEW LODGE LLC, REHABILITATION & HEALTHCARE	ASHLAND	Nursing Facility	Biweekly, 30%	08/20 - 09/03	49%	In Compliance
WEBSTER MANOR REHABILITATION & HEALTH CARE CENTER	WEBSTER	Nursing Facility	Biweekly, 30%	08/27 - 09/10	In progress	In Progress
WEBSTER PARK REHABILITATION AND HEALTHCARE CENTER	ROCKLAND	Nursing Facility	Biweekly, 30%	08/20 - 09/03	51%	In Compliance
WEDGEMERE HEALTHCARE	TAUNTON	Nursing Facility	Biweekly, 30%	08/20 - 09/03	36%	In Compliance
WEST NEWTON HEALTHCARE	NEWTON	Nursing Facility	Biweekly, 30%	08/20 - 09/03	100%	In Compliance
WEST REVERE HEALTH CENTER	REVERE	Nursing Facility	Weekly, 90%	08/27 - 09/03	93%	In Compliance
WEST ROXBURY HEALTH & REHABILITATION CENTER	BOSTON	Nursing Facility	Biweekly, 30%	08/20 - 09/03	40%	In Compliance
WEST SIDE HOUSE LTC FACILITY	WORCESTER	Nursing Facility	Biweekly, 30%	08/27 - 09/10	In progress	In Progress
WESTBOROUGH HEALTHCARE	WESTBOROUGH	Nursing Facility	Weekly, 90%	08/27 - 09/03	100%	In Compliance
WESTFIELD CENTER	WESTFIELD	Nursing Facility	Biweekly, 30%	08/20 - 09/03	98%	In Compliance
WESTFIELD GARDENS NURSING AND REHAB	WESTFIELD	Nursing Facility	Biweekly, 30%	08/20 - 09/03	30%	In Compliance

Facility	City/Town	Facility Type	Testing Regimen	Testing Period	Staff Testing Percent	Compliance for Current Period
WESTFORD HOUSE	WESTFORD	Nursing Facility	Biweekly, 30%	08/20 - 09/03	48%	In Compliance
WESTVIEW REST HOME	EAST BRIDGEWATER	Rest Home	Biweekly, 30%	08/20 - 09/03	30%	In Compliance
WHITTIER BRADFORD TRANSITIONAL CARE UNIT	HAVERHILL	Nursing Facility	Biweekly, 30%	08/20 - 09/03	0%	Not In Compliance (Incomplete Reporting)
WHITTIER WESTBOROUGH TRANSITIONAL CARE UNIT	WESTBOROUGH	Nursing Facility	Biweekly, 30%	08/20 - 09/03	35%	In Compliance
WILLIAMSTOWN COMMONS NURSING & REHAB	WILLIAMSTOWN	Nursing Facility	Biweekly, 30%	08/20 - 09/03	63%	In Compliance
WILLIMANSETT CENTER EAST	CHICOPEE	Nursing Facility	Biweekly, 30%	08/27 - 09/10	In progress	In Progress
WILLIMANSETT CENTER WEST	CHICOPEE	Nursing Facility	Biweekly, 30%	08/27 - 09/10	In progress	In Progress
WILLOW MANOR	LOWELL	Nursing Facility	Biweekly, 30%	08/20 - 09/03	45%	In Compliance
WILLOWBROOK MANOR REST HOME	MILLIS	Rest Home	Biweekly, 30%	08/20 - 09/03	56%	In Compliance
WILMINGTON REHAB CENTER	WILMINGTON	Nursing Facility	Biweekly, 30%	08/20 - 09/03	67%	In Compliance
WINCHESTER NURSING CENTER, INC	WINCHESTER	Nursing Facility	Biweekly, 30%	08/20 - 09/03	36%	In Compliance
WINDEMERE NURSING & REHAB CTR ON MARTHAS VINEYARD	OAK BLUFFS	Nursing Facility and Rest Home	Biweekly, 30%	08/20 - 09/03	36%	In Compliance
WINDSOR NURSING & RETIREMENT HOME	YARMOUTH	Nursing Facility	Biweekly, 30%	08/20 - 09/03	39%	In Compliance
WINGATE AT CHESTNUT HILL	BROOKLINE	Nursing Facility	Weekly, 90%	08/27 - 09/03	92%	In Compliance
WINGATE AT HARWICH	HARWICH	Nursing Facility	Biweekly, 30%	08/27 - 09/10	In progress	In Progress
WINGATE AT HAVERHILL	HAVERHILL	Nursing Facility	Weekly, 90%	08/27 - 09/03	100%	In Compliance
WINGATE AT NEEDHAM	NEEDHAM	Nursing Facility	Weekly, 90%	08/27 - 09/03	91%	In Compliance
WINGATE AT NORTON	NORTON	Nursing Facility	Biweekly, 30%	08/20 - 09/03	45%	In Compliance
WINGATE AT SHARON	SHARON	Nursing Facility	Biweekly, 30%	08/20 - 09/03	0%	Not In Compliance (Incomplete Reporting)
WINGATE AT SILVER LAKE	KINGSTON	Nursing Facility	Biweekly, 30%	08/20 - 09/03	100%	In Compliance
WINGATE AT WESTON*	WESTON	Nursing Facility	N/A	N/A	N/A	N/A
WINTER HILL REST HOME	WORCESTER	Rest Home	Biweekly, 30%	08/20 - 09/03	36%	In Compliance

Facility	City/Town	Facility Type	Testing Regimen	Testing Period	Staff Testing Percent	Compliance for Current Period
WOBURN NURSING CENTER, INC	WOBURN	Nursing Facility	Weekly, 90%	08/27 - 09/03	97%	In Compliance
WORCESTER HEALTH CENTER	WORCESTER	Nursing Facility	Weekly, 90%	08/27 - 09/03	37%	Not In Compliance
WORCESTER REHABILITATION & HEALTH CARE CENTER	WORCESTER	Nursing Facility	Biweekly, 30%	08/20 - 09/03	44%	In Compliance



Infection Control Surveys

DPH serves as the State Survey Agency (SA) that submits COVID-19 nursing home data on behalf of Massachusetts to the Centers for Medicare & Medicaid Services (CMS). As outlined in the [June 1st CMS memorandum](#) CMS updated its COVID-19 reporting requirements to ensure 100% of Medicare- and Medicaid-certified nursing homes receive on-site review to mitigate the spread of COVID-19. Reporting requirements apply *only* to Medicare- and Medicaid-certified nursing homes, not *all* facilities in the state.

Multiple Surveys Explained: CMS requires states perform COVID-19 survey activities in addition to completing the required Focused Infection Control surveys of 100% of Medicare- and Medicaid-certified nursing homes by July 31, 2020. In addition, CMS requires states perform on-site infection control surveys within three-to-five days of identification of any nursing home with three or more new COVID-19 suspected and confirmed cases since their last National Healthcare Safety Network (NHSN) COVID-19 report or any nursing home in which one confirmed resident case is present in a facility that was previously COVID-free.

Deficiencies Explained:

- The **severity** level reflects the impact of the deficiency and is categorized by four levels of harm.
- The **scope** level of a deficiency reflects how many residents were affected by the deficiency.
- For each deficiency, the DPH survey team determines the level of harm (**severity**) to the resident or resident(s) involved and then determines the **scope** of the problem within the nursing home.
- The team assigns an alphabetical Severity and Scope value to the deficiency. In the report below, the alphabetical values are A through L. Values closer to A signify lower scope and severity. Values closer to L (i.e. G or higher) signify higher scope and severity.
- The key at the bottom of each page indicates the level of deficiencies reported, which corresponds to dots of different colors: **Green** = Deficiency-free survey; **Yellow** = D-level deficiency; **Pink** = E/F-level deficiency; **Red** = G or higher

372 facilities received a combined total of 694 Infection Control Surveys between June 1 and August 21.

Between August 15-21, 2020, 61 new surveys were mailed to facilities. Of those 61 new surveys:

New Surveys With 2 Deficiencies	1 Facility
New Surveys With 1 Deficiencies	11 Facilities
New Surveys With 0 Deficiencies	49 Facilities

CMS Infection Control Surveys Conducted at Nursing Homes

The Centers for Medicare and Medicaid Services (CMS) requires infection control surveys to be conducted at all Medicare- and Medicaid-certified nursing homes as defined in the following link:
<https://www.cms.gov/files/document/qso-20-31-all.pdf>. DPH conducts these surveys on behalf of CMS.

Some facilities that meet certain CMS requirements have been surveyed more than once. Follow-up infection control surveys must be conducted within three-to-five days when: (1) one confirmed COVID-19 case is reported in a nursing home that previously did not have any COVID-19 cases, and (2) three or more new suspected and confirmed cases are reported in nursing homes in one week that had previously reported a case.

Reflects surveys processed between June 1, 2020 and August 21, 2020		KEY: Green = Deficiency-free survey; Yellow = D-level deficiency; Pink = E/F-level deficiency; Red = G or higher				
694 Surveys completed and mailed as of August 14, 2020		Most Recent Survey First				
Survey		1	2	3	4	5
Facility Name	Town					
ABERJONA NURSING CENTER, INC	WINCHESTER	●	●			
ACADEMY MANOR	ANDOVER	●	●			
ADVINIA CARE AT PROVINCETOWN	PROVINCETOWN	●				
ADVOCATE HEALTHCARE OF EAST BOSTON, LLC	BOSTON	●	●	●		
AGAWAM HEALTHCARE	AGAWAM	●				
ALDEN COURT NURSING CARE & REHABILITATION CENTER	FAIRHAVEN	●	●	●		
ALLIANCE HEALTH AT ABBOTT	LYNN	●				
ALLIANCE HEALTH AT BALDWINVILLE	TEMPLETON	●				
ALLIANCE HEALTH AT BRAINTREE	BRAINTREE	●				
ALLIANCE HEALTH AT DEVEREUX	MARBLEHEAD	●				
ALLIANCE HEALTH AT MARIE ESTHER	MARLBOROUGH	●	●			
ALLIANCE HEALTH AT MARINA BAY	QUINCY	●	●	●	●	●
ALLIANCE HEALTH AT ROSEWOOD	PEABODY	●	●			
ALLIANCE HEALTH AT WEST ACRES	BROCKTON	●	●			
APPLE VALLEY CENTER	AYER	●	●			
ARMENIAN NURSING & REHABILITATION CENTER	BOSTON	●				
ATTLEBORO HEALTHCARE	ATTLEBORO	●				
BAKER-KATZ SKILLED NURSING AND REHABILITATION CTR	HAVERHILL	●				
BAYPATH AT DUXBURY NURSING & REHABILITATION CTR	DUXBURY	●	●	●		
BAYPOINTE REHAB CENTER	BROCKTON	●	●			
BEAR HILL HEALTHCARE AND REHABILITATION CENTER	STONEHAM	●				
BEAR MOUNTAIN AT ANDOVER	ANDOVER	●				
BEAR MOUNTAIN AT READING	READING	●	●			
BEAR MOUNTAIN AT SUDBURY	SUDBURY	●				
BEAR MOUNTAIN AT WEST SPRINGFIELD	WEST SPRINGFIELD	●				
BEAR MOUNTAIN AT WORCESTER	WORCESTER	●	●			
BEAUMONT AT UNIVERSITY CAMPUS	WORCESTER	●	●			
BEAUMONT REHAB & SKILLED NURSING CTR - NATICK	NATICK	●	●			
BEAUMONT REHAB & SKILLED NURSING CTR - NORTHBORO	NORTHBOROUGH	●				

Note: the MassHealth Infection Control Audit findings previously found on this page are no longer being conducted. These audits have been replaced by Infection Control Survey findings conducted by DPH on behalf of CMS.

CMS Infection Control Surveys Conducted at Nursing Homes

BEAUMONT REHAB & SKILLED NURSING CTR - NORTHBRIDGE	NORTHBRIDGE	●				
BEAUMONT REHAB & SKILLED NURSING CTR - WESTBORO	WESTBOROUGH	●	●			
BELMONT MANOR NURSING HOME, IN	BELMONT	●				
BELVIDERE HEALTHCARE CENTER	LOWELL	●				
BENCHMARK SNR LIVING AT THE COMMONS IN LINCOLN SNF	LINCOLN	●				
BENJAMIN HEALTHCARE CENTER	BOSTON	●				
BERKELEY RETIREMENT HOME,THE	LAWRENCE	●				
BERKSHIRE PLACE	PITTSFIELD	●				
BERKSHIRE REHABILITATION & SKILLED CARE CENTER	SANDISFIELD	●				
BETHANY SKILLED NURSING FACILITY	FRAMINGHAM	●	●			
BLAIRE HOUSE OF MILFORD	MILFORD	●				
BLAIRE HOUSE OF TEWKSBURY	TEWKSBURY	●	●			
BLAIRE HOUSE OF WORCESTER	WORCESTER	●	●	●		
BLUE HILLS HEALTH AND REHABILITATION CENTER	STOUGHTON	●	●			
BLUEBERRY HILL REHABILITATION AND HEALTHCARE CTR	BEVERLY	●	●	●		
BOSTON HOME, INC (THE)	BOSTON	●				
BOSTONIAN NURSING CARE & REHABILITATION CTR, THE	BOSTON	●	●			
BOURNE MANOR EXTENDED CARE FACILITY	BOURNE	●				
BRAINTREE MANOR HEALTHCARE	BRAINTREE	●				
BRANDON WOODS OF DARTMOUTH	DARTMOUTH	●	●			
BRANDON WOODS OF NEW BEDFORD	NEW BEDFORD	●	●			
BRENTWOOD REHABILITATION AND HEALTHCARE CTR (THE)	DANVERS	●				
BRIARWOOD REHABILITATION & HEALTHCARE CENTER	NEEDHAM	●				
BRIDGEWATER NURSING HOME	BRIDGEWATER	●				
BRIGHAM HEALTH AND REHABILITATION CENTER	NEWBURYPORT	●				
BRIGHTON HOUSE REHABILITATION & NURSING CENTER	BOSTON	●				
BROCKTON HEALTH CENTER	BROCKTON	●	●	●		
BROOKHAVEN AT LEXINGTON	LEXINGTON	●				
BROOKSIDE REHABILITATION AND HEALTHCARE CENTER	WEBSTER	●				
BRUSH HILL CARE CENTER	MILTON	●				
BUCKLEY-GREENFIELD HEALTHCARE CENTER	GREENFIELD	●				
CAMBRIDGE REHABILITATION & NURSING CENTER	CAMBRIDGE	●				
CAMPION HEALTH & WELLNESS, INC	WESTON	●				
CAPE HERITAGE REHABILITATION & HEALTH CARE CENTER	SANDWICH	●				
CAPE REGENCY REHABILITATION & HEALTH CARE CENTER	BARNSTABLE	●				
CARDIGAN NURSING & REHABILITATION CENTER	SCITUATE	●	●	●		
CARE ONE AT BROOKLINE	BROOKLINE	●	●			
CARE ONE AT CONCORD	CONCORD	●				
CARE ONE AT ESSEX PARK	BEVERLY	●				

Note: the MassHealth Infection Control Audit findings previously found on this page are no longer being conducted. These audits have been replaced by Infection Control Survey findings conducted by DPH on behalf of CMS.

CMS Infection Control Surveys Conducted at Nursing Homes

CARE ONE AT HOLYOKE	HOLYOKE	●				
CARE ONE AT LEXINGTON	LEXINGTON	●				
CARE ONE AT LOWELL	LOWELL	●				
CARE ONE AT MILLBURY	MILLBURY	●	●			
CARE ONE AT NEW BEDFORD	NEW BEDFORD	●	●	●	●	
CARE ONE AT NEWTON	NEWTON	●				
CARE ONE AT NORTHAMPTON	NORTHAMPTON	●	●			
CARE ONE AT PEABODY	PEABODY	●				
CARE ONE AT RANDOLPH	RANDOLPH	●	●			
CARE ONE AT REDSTONE	EAST LONGMEADOW	●	●			
CARE ONE AT WEYMOUTH	WEYMOUTH	●				
CARE ONE AT WILMINGTON	WILMINGTON	●				
CARLETON-WILLARD VILLAGE RETIREMENT & NURSING CTR	BEDFORD	●	●	●	●	●
CARLYLE HOUSE	FRAMINGHAM	●	●	●	●	
CARVALHO GROVE HEALTH AND REHABILITATION CENTER	FALL RIVER	●	●	●		
CASA DE RAMANA REHABILITATION CENTER	FRAMINGHAM	●	●			
CATHOLIC MEMORIAL HOME	FALL RIVER	●	●	●	●	●
CEDAR VIEW REHABILITATION AND HEALTHCARE CENTER	METHUEN	●	●			
CEDARWOOD GARDENS	FRANKLIN	●	●			
CENTER FOR EXTENDED CARE AT AMHERST	AMHERST	●	●	●	●	
CHAPIN CENTER	SPRINGFIELD	●				
CHARLENE MANOR EXTENDED CARE FACILITY	GREENFIELD	●				
CHESTNUT HILL OF EAST LONGMEADOW	EAST LONGMEADOW	●				
CHESTNUT WOODS REHABILITATION AND HEALTHCARE CTR	SAUGUS	●				
CHETWYNDE HEALTHCARE	NEWTON	●	●			
CHICOPEE REHABILITATION AND NURSING CENTER	CHICOPEE	●	●	●		
CHRISTOPHER HOUSE OF WORCESTER	WORCESTER	●	●	●		
CLIFTON REHABILITATION NURSING CENTER	SOMERSET	●	●	●		
COLEMAN HOUSE	NORTHBOROUGH	●				
COLONY CENTER FOR HEALTH & REHABILITATION	ABINGTON	●	●			
COMMONS RESIDENCE AT ORCHARD COVE	CANTON	●	●	●	●	
CONTINUING CARE AT BROOKSBY VILLAGE	PEABODY	●	●	●	●	
COPLEY AT STOUGHTON - BAYSTATE CONSOLIDATED PROPER	STOUGHTON	●	●	●		
COUNTRY CENTER FOR HEALTH & REHABILITATION	NEWBURYPORT	●	●	●	●	
COUNTRY GARDENS HEALTH AND REHABILITATION CENTER	SWANSEA	●				
COUNTRYSIDE HEALTH CARE OF MILFORD	MILFORD	●				
COURTYARD NURSING CARE CENTER	MEDFORD	●				
CRANEVILLE PLACE REHABILITATION & SKILLED CARE CT	DALTON	●	●	●		
DAY BROOK VILLAGE SENIOR LIVING	HOLYOKE	●				

Note: the MassHealth Infection Control Audit findings previously found on this page are no longer being conducted. These audits have been replaced by Infection Control Survey findings conducted by DPH on behalf of CMS.

CMS Infection Control Surveys Conducted at Nursing Homes

DEDHAM HEALTHCARE	DEDHAM	●	●			
DEN-MAR HEALTH AND REHABILITATION CENTER	ROCKPORT	●	●	●	●	
DEXTER HOUSE HEALTHCARE	MALDEN	●	●			
DWYER HOME	WEYMOUTH	●				
D'YOUVILLE CENTER FOR ADVANCE THERAPY	LOWELL	●	●			
D'YOUVILLE SENIOR CARE	LOWELL	●	●			
EAST LONGMEADOW SKILLED NURSING CENTER	EAST LONGMEADOW	●	●			
EASTPOINTE REHAB CENTER	CHELSEA	●	●			
ELAINE CENTER AT HADLEY	HADLEY	●				
ELIOT CENTER FOR HEALTH & REHABILITATION	NATICK	●				
ELIZABETH SETON	WELLESLEY	●	●			
ELLIS NURSING HOME (THE)	NORWOOD	●				
ELMHURST HEALTHCARE (THE)	MELROSE	●				
EMERSON REHABILITATION & TRANSITIONAL CARE UNIT	CONCORD	●				
FAIRHAVEN HEALTHCARE CENTER	LOWELL	●				
FAIRVIEW COMMONS NURSING & REHABILITATION CENTER	GREAT BARRINGTON	●	●			
FALL RIVER HEALTHCARE	FALL RIVER	●				
FALL RIVER JEWISH HOME, INC	FALL RIVER	●				
FARREN CARE CENTER	MONTAGUE	●	●			
FITCHBURG HEALTHCARE	FITCHBURG	●				
FITCHBURG REHABILITATION AND NURSING CENTER	FITCHBURG	●				
GARDEN PLACE HEALTHCARE	ATTLEBORO	●	●			
GARDNER REHABILITATION AND NURSING CENTER	GARDNER	●				
GERMAN CENTER FOR EXTENDED CARE	BOSTON	●				
GLEN RIDGE NURSING CARE CENTER	MEDFORD	●				
GLOUCESTER HEALTHCARE	GLOUCESTER	●				
GOVERNORS CENTER	WESTFIELD	●	●			
GREENWOOD NURSING & REHABILITATION CENTER	WAKEFIELD	●				
GUARDIAN CENTER (THE)	BROCKTON	●				
HANCOCK PARK REHABILITATION AND NURSING CENTER	QUINCY	●	●	●		
HANNAH B G SHAW HOME	MIDDLEBOROUGH	●				
HANNAH DUSTON HEALTHCARE CENTER	HAVERHILL	●	●	●	●	●
HARBOR HOUSE NURSING & REHABILITATION CENTER	HINGHAM	●	●	●		
HATHAWAY MANOR EXTENDED CARE	NEW BEDFORD	●	●	●	●	
HATHORNE HILL	DANVERS	●	●			
HEATHWOOD HEALTHCARE	NEWTON	●				
HELLENIC NURSING & REHABILITATION CENTER	CANTON	●	●			
HERITAGE HALL EAST	AGAWAM	●				
HERITAGE HALL NORTH	AGAWAM	●	●			
HERITAGE HALL SOUTH	AGAWAM	●				
HERITAGE HALL WEST	AGAWAM	●				

Note: the MassHealth Infection Control Audit findings previously found on this page are no longer being conducted. These audits have been replaced by Infection Control Survey findings conducted by DPH on behalf of CMS.

CMS Infection Control Surveys Conducted at Nursing Homes

HERMITAGE HEALTHCARE (THE)	WORCESTER	●	●	●		
HIGHLANDS, THE	FITCHBURG	●	●			
HIGHVIEW OF NORTHAMPTON	NORTHAMPTON	●				
HILLCREST COMMONS NURSING & REHABILITATION CENTER	PITTSFIELD	●	●			
HOLDEN REHABILITATION & NURSING CENTER	HOLDEN	●	●	●		
HOLY TRINITY EASTERN ORTHODOX N & R CENTER	WORCESTER	●				
HOLYOKE HEALTHCARE CENTER	HOLYOKE	●	●	●		
HUNT NURSING & REHAB CENTER	DANVERS	●	●			
JEANNE JUGAN RESIDENCE	SOMERVILLE	●	●			
JEFFREY & SUSAN BRUDNICK CENTER FOR LIVING	PEABODY	●	●			
JESMOND NURSING HOME	NAHANT	●				
JEWISH HEALTHCARE CENTER	WORCESTER	●				
JML CARE CENTER INC	FALMOUTH	●	●	●		
JOHN ADAMS HEALTHCARE CENTER	QUINCY	●	●			
JOHN SCOTT HOUSE NURSING & REHABILITATION CENTER	BRAINTREE	●	●	●		
JULIAN J LEVITT FAMILY NURSING HOME	LONGMEADOW	●	●			
KATZMAN FAMILY CENTER FOR LIVING	CHELSEA	●	●			
KEYSTONE CENTER	LEOMINSTER	●	●	●		
KIMBALL FARMS NURSING CARE CENTER	LENOX	●				
KNOLLWOOD NURSING CENTER	WORCESTER	●	●			
LAFAYETTE REHABILITATION & SKILLED NURSING FACILIT	MARBLEHEAD	●	●			
LAKEVIEW HOUSE SKLD NRSG AND RESIDENTIAL CARE FAC	HAVERHILL	●	●			
LANESSA EXTENDED CARE	WEBSTER	●	●	●	●	●
LASELL HOUSE	NEWTON	●				
LAUREL RIDGE REHAB AND SKILLED CARE CENTER	BOSTON	●				
LEDGEWOOD REHABILITATION & SKILLED NURSING CENTER	BEVERLY	●	●			
LEE HEALTHCARE	LEE	●				
LEONARD FLORENCE CENTER FOR LIVING	CHELSEA	●	●			
LIBERTY COMMONS	CHATHAM	●				
LIFE CARE CENTER OF ACTON	ACTON	●				
LIFE CARE CENTER OF ATTLEBORO	ATTLEBORO	●				
LIFE CARE CENTER OF AUBURN	AUBURN	●	●			
LIFE CARE CENTER OF LEOMINSTER	LEOMINSTER	●	●			
LIFE CARE CENTER OF MERRIMACK VALLEY	BILLERICA	●	●			
LIFE CARE CENTER OF NASHOBA VALLEY	LITTLETON	●	●	●		
LIFE CARE CENTER OF PLYMOUTH	PLYMOUTH	●	●			
LIFE CARE CENTER OF RAYNHAM	RAYNHAM	●				
LIFE CARE CENTER OF STONEHAM	STONEHAM	●	●			
LIFE CARE CENTER OF THE NORTH SHORE	LYNN	●	●	●		
LIFE CARE CENTER OF THE SOUTH SHORE	SCITUATE	●				
LIFE CARE CENTER OF WEST BRIDGEWATER	WEST BRIDGEWATER	●	●	●		

Note: the MassHealth Infection Control Audit findings previously found on this page are no longer being conducted. These audits have been replaced by Infection Control Survey findings conducted by DPH on behalf of CMS.

CMS Infection Control Surveys Conducted at Nursing Homes

LIFE CARE CENTER OF WILBRAHAM	WILBRAHAM	●				
LIGHTHOUSE NURSING CARE CENTER	REVERE	●				
LINDA MANOR EXTENDED CARE FACILITY	NORTHAMPTON	●	●			
LINDEN PONDS	HINGHAM	●	●	●		
LONGMEADOW OF TAUNTON	TAUNTON	●	●			
LOOMIS LAKESIDE AT REEDS LANDING	SPRINGFIELD	●				
LUTHERAN REHABILITATION & SKILLED CARE CENTER	WORCESTER	●	●			
LYDIA TAFT HOUSE	UXBRIDGE	●				
M I NURSING & RESTORATIVE CENTER	LAWRENCE	●				
MADONNA MANOR NURSING HOME	NORTH ATTLEBORO	●				
MAPLES REHABILITATION & NURSING CENTER	WRENTHAM	●	●			
MAPLEWOOD REHAB AND NURSING	AMESBURY	●	●	●	●	
MARIAN MANOR	BOSTON	●				
MARIAN MANOR OF TAUNTON	TAUNTON	●	●			
MARISTHILL NURSING & REHABILITATION CENTER	WALTHAM	●				
MARLBOROUGH HILLS REHABILITATION & HLTH CARE CTR	MARLBOROUGH	●				
MARY ANN MORSE NURSING & REHABILITATION	NATICK	●	●	●		
MARY'S MEADOW AT PROVIDENCE PLACE	HOLYOKE	●				
MASCONOMET HEALTHCARE CENTER	TOPSFIELD	●	●	●	●	
MATTAPAN HEALTH & REHABILITATION CENTER	BOSTON	●	●			
MAYFLOWER PLACE NURSING & REHABILITATION CENTER	YARMOUTH	●	●			
MEADOW GREEN NURSING AND REHABILITATION CENTER	WALTHAM	●	●			
MEADOWS OF CENTRAL MASSACHUSETTS (THE)	LEICESTER	●				
MEADOWS, THE	NORTH ANDOVER	●				
MEDFORD REHABILITATION AND NURSING CENTER	MEDFORD	●	●			
MEDWAY COUNTRY MANOR SKILLED NURSING & REHABILITAT	MEDWAY	●	●			
MELROSE HEALTHCARE	MELROSE	●				
MERRIMACK VALLEY HEALTH CENTER	AMESBURY	●				
MILFORD CENTER	MILFORD	●	●			
MONT MARIE REHABILITATION & HEALTHCARE CENTER	HOLYOKE	●	●	●		
MOUNT CARMEL CARE CENTER	LENOX	●				
MOUNT SAINT VINCENT CARE CENTER	HOLYOKE	●	●			
MT GREYLOCK EXTENDED CARE FACILITY	PITTSFIELD	●				
NEMASKET HEALTHCARE CENTER	MIDDLEBOROUGH	●	●	●	●	
NEVILLE CENTER AT FRESH POND FOR NURSING & REHAB	CAMBRIDGE	●				
NEVINS NURSING & REHABILITATION CENTER	METHUEN	●				
NEW BEDFORD JEWISH CONVALESCENT HOME, INC	NEW BEDFORD	●	●			
NEW ENGLAND HOMES FOR THE DEAF, INC	DANVERS	●				
NEW ENGLAND PEDIATRIC CARE	BILLERICA	●	●			
NEW ENGLAND SINAI HOSPITAL TRANSITIONAL CARE UNIT	STOUGHTON	●				
NEWBRIDGE ON THE CHARLES SKILLED NURSING FACILITY	DEDHAM	●	●			

Note: the MassHealth Infection Control Audit findings previously found on this page are no longer being conducted. These audits have been replaced by Infection Control Survey findings conducted by DPH on behalf of CMS.

CMS Infection Control Surveys Conducted at Nursing Homes

NEWTON WELLESLEY CENTER FOR ALZHEIMER'S CARE	WELLESLEY	●	●			
NORTH ADAMS COMMONS NURSING & REHABILITATION CENTE	NORTH ADAMS	●				
NORTH END REHABILITATION AND HEALTHCARE CENTER	BOSTON	●	●			
NORTHWOOD REHABILITATION & HEALTHCARE CENTER	LOWELL	●				
NORWOOD HEALTHCARE	NORWOOD	●				
NOTRE DAME LONG TERM CARE CENTER	WORCESTER	●	●			
OAK KNOLL HEALTHCARE CENTER	FRAMINGHAM	●				
OAKDALE REHABILITATION & SKILLED NURSING CENTER	WEST BOYLSTON	●	●	●		
OAKHILL HEALTHCARE	MIDDLEBOROUGH	●				
OAKS, THE	NEW BEDFORD	●				
ODD FELLOWS HOME OF MASSACHUSETTS	WORCESTER	●	●			
OUR LADYS HAVEN OF FAIRHAVEN INC	FAIRHAVEN	●	●			
OVERLOOK MASONIC HEALTH CENTER	CHARLTON	●	●			
OXFORD REHABILITATION & HEALTH CARE CENTER, THE	HAVERHILL	●	●	●		
PALM SKILLED NRSING CR & CTR FOR REHAB EXCELLENCE	CHELMSFORD	●	●			
PALMER HEALTHCARE CENTER	PALMER	●	●			
PARK AVENUE HEALTH CENTER	ARLINGTON	●				
PARK PLACE REHABILITATION & SKILLED CARE CENTER	BOSTON	●	●			
PARKWAY HEALTH AND REHABILITATION CENTER	BOSTON	●	●	●		
PARSONS HILL REHABILITATION & HEALTH CARE CENTER	WORCESTER	●				
PAVILION , THE	BARNSTABLE	●				
PENACOOK PLACE, INC	HAVERHILL	●	●	●		
PHILLIPS MANOR NURSING HOME	LYNN	●	●			
PILGRIM REHABILITATION & SKILLED NURSING CENTER	PEABODY	●	●			
PINE KNOLL NURSING CENTER	LEXINGTON	●	●	●		
PLEASANT BAY OF BREWSTER REHAB CENTER	BREWSTER	●	●			
PLYMOUTH HARBORSIDE HEALTHCARE	PLYMOUTH	●				
PLYMOUTH REHABILITATION & HEALTH CARE CENTER	PLYMOUTH	●	●	●	●	●
POET'S SEAT HEALTH CARE CENTER	GREENFIELD	●	●			
POPE NURSING HOME	WEYMOUTH	●				
PORT HEALTHCARE CENTER	NEWBURYPORT	●	●	●	●	
PRESCOTT HOUSE	NORTH ANDOVER	●	●	●	●	
PRESENTATION REHAB AND SKILLED CARE CENTER	BOSTON	●	●	●		
QUABBIN VALLEY HEALTHCARE	ATHOL	●				
QUABOAG REHABILITATION & SKILLED CARE FACILITY	WEST BROOKFIELD	●	●	●		
QUEEN ANNE NURSING HOME, INC	HINGHAM	●	●			
QUINCY HEALTH AND REHABILITATION CENTER LLC	QUINCY	●				
RECUPERATIVE SERVICES UNIT-HEBREW REHAB CENTER	BOSTON	●	●			
REHABILITATION & NURSING CENTER AT EVERETT (THE)	EVERETT	●				
RENAISSANCE MANOR ON CABOT	HOLYOKE	●				
RESERVOIR CENTER FOR HEALTH & REHABILITATION, THE	MARLBOROUGH	●	●			

Note: the MassHealth Infection Control Audit findings previously found on this page are no longer being conducted. These audits have been replaced by Infection Control Survey findings conducted by DPH on behalf of CMS.

CMS Infection Control Surveys Conducted at Nursing Homes

REVOLUTION CHARLWELL	NORWOOD	●	●	●		
REVOLUTION KIMWELL	FALL RIVER	●	●	●	●	
RIVER TERRACE REHABILITATION AND HEALTHCARE CTR	LANCASTER	●				
RIVERBEND OF SOUTH NATICK	NATICK	●				
RIVERCREST LONG TERM CARE	CONCORD	●	●			
ROYAL AT WAYLAND REHABILITATION AND NURSING CENTER	WAYLAND	●				
ROYAL BRAINTREE NURSING AND REHABILITATION CENTER	BRAINTREE	●	●			
ROYAL CAPE COD NURSING & REHABILITATION CENTER	BOURNE	●				
ROYAL MEADOW VIEW CENTER	NORTH READING	●				
ROYAL MEGANSETT NURSING & REHABILITATION	FALMOUTH	●	●			
ROYAL NORWELL NURSING & REHABILITATION CENTER LLC	NORWELL	●	●			
ROYAL NURSING CENTER, LLC	FALMOUTH	●	●			
ROYAL OF COTUIT	MASHPEE	●				
ROYAL OF FAIRHAVEN NURSING CENTER	FAIRHAVEN	●	●			
ROYAL WOOD MILL CENTER	LAWRENCE	●				
SACHEM CENTER FOR HEALTH & REHABILITATION	EAST BRIDGEWATER	●				
SACRED HEART NURSING HOME	NEW BEDFORD	●				
SALEM REHAB CENTER	SALEM	●	●			
SANCTA MARIA NURSING FACILITY	CAMBRIDGE	●	●			
SARAH BRAYTON NURSING CARE CTR	FALL RIVER	●	●	●		
SAUGUS REHAB AND NURSING	SAUGUS	●				
SAVOY NURSING & REHAB CTR	NEW BEDFORD	●				
SEA VIEW CONVALESCENT AND NURSING HOME	ROWLEY	●	●			
SEACOAST NURSING & REHABILITATION CENTER INC	GLOUCESTER	●				
SERENITY HILL NURSING CENTER	WRENTHAM	●	●	●	●	
SEVEN HILLS PEDIATRIC CENTER	GROTON	●	●	●	●	●
SHERRILL HOUSE	BOSTON	●	●	●		
SHREWSBURY NURSING & REHABILITATION CENTER	SHREWSBURY	●				
SIPPICAN HEALTHCARE CENTER	MARION	●	●	●	●	
SIXTEEN ACRES HEALTHCARE CENTER	SPRINGFIELD	●				
SKILLED NURSING FACILITY AT NORTH HILL (THE)	NEEDHAM	●	●	●		
SOLDIERS HOME IN MASSACHUSETTS	CHELSEA	●	●	●	●	●
SOMERSET RIDGE CENTER	SOMERSET	●	●			
SOUTH COVE MANOR NURSING & REHABILITATION CENTER	QUINCY	●	●	●		
SOUTH DENNIS HEALTHCARE	DENNIS	●				
SOUTHBRIDGE REHABILITATION & HEALTH CARE CENTER	SOUTHBRIDGE	●	●			
SOUTHEAST HEALTH CARE CENTER	EASTON	●	●			
SOUTHPOINTE REHAB CENTER	FALL RIVER	●	●	●		
SOUTHSHORE HEALTH CARE CENTER	ROCKLAND	●				
SOUTHWOOD AT NORWELL NURSING CTR	NORWELL	●				
SPAULDING NURSING & THERAPY CENTER - BRIGHTON	BOSTON	●	●	●		

Note: the MassHealth Infection Control Audit findings previously found on this page are no longer being conducted. These audits have been replaced by Infection Control Survey findings conducted by DPH on behalf of CMS.

CMS Infection Control Surveys Conducted at Nursing Homes

SPRINGSIDE REHABILITATION AND SKILLED CARE CENTER	PITTSFIELD	●	●			
ST CAMILLUS HEALTH CENTER	NORTHBRIDGE	●				
ST FRANCIS REHABILITATION & NURSING CENTER	WORCESTER	●				
ST JOSEPH MANOR HEALTH CARE INC	BROCKTON	●	●	●		
ST JOSEPH REHAB & NURSING CARE CENTER	BOSTON	●	●			
ST MARY HEALTH CARE CENTER	WORCESTER	●	●			
ST PATRICK'S MANOR	FRAMINGHAM	●				
STERLING VILLAGE	STERLING	●	●			
STONE REHABILITATION AND SENIOR LIVING	NEWTON	●				
STONEHEDGE HEALTH CARE CENTER	BOSTON	●				
SUDBURY PINES EXTENDED CARE	SUDBURY	●	●			
SUNNY ACRES NURSING HOME	CHELMSFORD	●				
SUTTON HILL CENTER	NORTH ANDOVER	●				
THOMAS UPHAM HOUSE	MEDFIELD	●				
TIMBERLYN HEIGHTS NURSING AND REHABILITATION	GREAT BARRINGTON	●				
TIMOTHY DANIELS HOUSE	HOLLISTON	●				
TOWN AND COUNTRY HEALTH CARE CENTER	LOWELL	●	●	●		
TREMONT HEALTH CARE CENTER	WAREHAM	●				
TWIN OAKS REHAB AND NURSING	DANVERS	●	●			
VERO HEALTH & REHAB OF HAMPDEN	HAMPDEN	●	●	●	●	
VERO HEALTH & REHAB OF SOUTH HADLEY	SOUTH HADLEY	●	●			
VERO HEALTH & REHAB OF WILBRAHAM	WILBRAHAM	●	●	●		
VICTORIA HAVEN NURSING FACILITY	NORWOOD	●				
WACHUSETT MANOR	GARDNER	●				
WAKEFIELD CENTER	WAKEFIELD	●				
WALPOLE HEALTHCARE	WALPOLE	●				
WAREHAM HEALTHCARE	WAREHAM	●				
WATERTOWN HEALTH CENTER	WATERTOWN	●	●			
WATERVIEW LODGE LLC, REHABILITATION & HEALTHCARE	ASHLAND	●				
WEBSTER MANOR REHABILITATION & HEALTH CARE CENTER	WEBSTER	●	●	●		
WEBSTER PARK REHABILITATION AND HEALTHCARE CENTER	ROCKLAND	●	●			
WEDGEMERE HEALTHCARE	TAUNTON	●				
WEST NEWTON HEALTHCARE	NEWTON	●	●			
WEST REVERE HEALTH CENTER	REVERE	●	●			
WEST ROXBURY HEALTH & REHABILITATION CENTER	BOSTON	●				
WEST SIDE HOUSE LTC FACILITY	WORCESTER	●	●			
WESTBOROUGH HEALTHCARE	WESTBOROUGH	●	●			
WESTFIELD CENTER	WESTFIELD	●	●			
WESTFIELD GARDENS NURSING AND REHAB	WESTFIELD	●				
WESTFORD HOUSE	WESTFORD	●				
WHITTIER BRADFORD TRANSITIONAL CARE UNIT	HAVERHILL	●	●	●	●	

Note: the MassHealth Infection Control Audit findings previously found on this page are no longer being conducted. These audits have been replaced by Infection Control Survey findings conducted by DPH on behalf of CMS.

CMS Infection Control Surveys Conducted at Nursing Homes

WHITTIER WESTBOROUGH TRANSITIONAL CARE UNIT	WESTBOROUGH	●	●			
WILLIAMSTOWN COMMONS NURSING & REHAB	WILLIAMSTOWN	●				
WILLIMANSETT CENTER EAST	CHICOPEE	●	●	●		
WILLIMANSETT CENTER WEST	CHICOPEE	●				
WILLOW MANOR	LOWELL	●	●	●		
WILMINGTON REHAB CENTER	WILMINGTON	●				
WINCHESTER NURSING CENTER, INC	WINCHESTER	●	●	●		
WINDEMERE NURSING & REHAB CTR ON MARTHAS VINEYARD	OAK BLUFFS	●				
WINDSOR NURSING & RETIREMENT HOME	YARMOUTH	●				
WINGATE AT CHESTNUT HILL	BROOKLINE	●				
WINGATE AT HARWICH	HARWICH	●	●			
WINGATE AT HAVERHILL	HAVERHILL	●	●	●		
WINGATE AT NEEDHAM	NEEDHAM	●	●	●		
WINGATE AT NORTON	NORTON	●				
WINGATE AT SHARON	SHARON	●	●	●		
WINGATE AT SILVER LAKE	KINGSTON	●	●	●	●	●
WOBBURN NURSING CENTER, INC	WOBBURN	●	●			
WORCESTER HEALTH CENTER	WORCESTER	●	●	●		
WORCESTER REHABILITATION & HEALTH CARE CENTER	WORCESTER	●	●			

Note: the MassHealth Infection Control Audit findings previously found on this page are no longer being conducted. These audits have been replaced by Infection Control Survey findings conducted by DPH on behalf of CMS.



Massachusetts Department of Public Health COVID-19 Dashboard - Wednesday, September 09, 2020

COVID Cases in Assisted Living Residences (1/5)

Cumulative data collected as of 9/9/2020 8:00am

Facility	County	Maximum Capacity	Number of Confirmed Cases*
Adelaide of Newton Centre	Middlesex County	61	1-10
All American Assisted Living at Hanson	Plymouth County	96	>30
All American Assisted Living at Raynham	Bristol County	112	1-10
All American Assisted Living at Wareham	Plymouth County	112	1-10
All American Assisted Living at Wrentham	Norfolk County	122	11-30
Allerton House at Central Park	Norfolk County	109	1-10
Allerton House at Harbor Park	Plymouth County	78	1-10
Allerton House at Proprietors Green	Plymouth County	110	1-10
Allerton House at The Village at Duxbury	Plymouth County	36	11-30
American Inn at Sawmill Park	Hampden County	18	0
Armbrook Assisted Living	Hampden County	84	>30
Artis Senior Living of Lexington	Middlesex County	72	0
Artis Senior Living of Reading	Middlesex County	64	1-10
Ashland Farms at North Andover	Essex County	101	1-10
Assisted Living Center of Salisbury	Essex County	30	0
Atria Draper Place	Worcester County	70	1-10
Atria Fairhaven	Bristol County	91	11-30
Atria Longmeadow Place	Middlesex County	114	11-30
Atria Maplewood Place	Middlesex County	105	1-10
Atria Marina Place	Norfolk County	130	1-10
Atria Marland Place	Essex County	136	1-10
Atria Merrimack Place	Essex County	139	11-30
Atria Woodbriar Park	Barnstable County	108	0
Atria Woodbriar Place	Barnstable County	149	1-10
Atrium at Cardinal Drive	Hampden County	56	0
Atrium at Drum Hill	Middlesex County	56	0
Atrium at Faxon Woods	Norfolk County	60	11-30
Atrium at Veronica Drive	Essex County	62	11-30
Autumn Glen at Dartmouth	Bristol County	87	11-30
Avita of Needham	Norfolk County	70	11-30

Facility	County	Maximum Capacity	Number of Confirmed Cases*
Avita of Newburyport	Essex County	76	0
Bayberry at Emerald Court	Middlesex County	119	1-10
Benchmark Senior Living at Clapboardtree	Norfolk County	115	11-30
Benchmark Senior Living at Forge Hill	Norfolk County	109	1-10
Benchmark Senior Living at Robbins Brook	Middlesex County	89	11-30
Benchmark Senior Living at The Commons in Lincoln	Middlesex County	81	11-30
Benchmark Senior Living at Woburn	Middlesex County	97	11-30
Bertram House of Swampscott	Essex County	70	1-10
Bethany Homes - Merrivista	Essex County	33	0
Billerica Crossings	Middlesex County	78	1-10
Blaire House at Tewksbury Assisted Living	Middlesex County	35	1-10
Blaire House of Milford	Worcester County	50	1-10
Bridges by EPOCH at Andover	Essex County	72	1-10
Bridges by EPOCH at Hingham	Plymouth County	54	1-10
Bridges by EPOCH at Mashpee	Barnstable County	60	0
Bridges by EPOCH at Pembroke	Plymouth County	54	11-30
Bridges by EPOCH at Sudbury	Middlesex County	54	>30
Bridges by EPOCH at Westford	Middlesex County	56	11-30
Bridges by EPOCH at Westwood	Norfolk County	72	11-30
Brigham House	Middlesex County	62	1-10
Brightview Arlington	Middlesex County	93	11-30
Brightview Canton	Norfolk County	69	11-30
Brightview Concord River	Middlesex County	93	1-10
Brightview Danvers	Essex County	84	11-30
Brightview of North Andover	Essex County	123	>30
Brightview Wakefield	Middlesex County	117	1-10
Broadview	Worcester County	63	11-30
Brookdale Attleboro	Bristol County	151	1-10
Brookdale Cape Cod	Barnstable County	118	11-30
Brookdale Cushing Park	Middlesex County	116	11-30

Data Source: Self-Reported Data from ALRs to Office of Elder Affairs; * Includes staff and residents; Note: This list includes all Assisted Living Residences and their reported COVID-19 cases to date (staff and residents). The number of cases for a facility relies on the amount of testing conducted; facilities not included on this may have COVID-19 cases that have not yet been identified. Some facilities have tested some or all residents only; some have also tested staff. A low number of cases may reflect that not all residents and staff have not been tested, not necessarily low prevalence



Massachusetts Department of Public Health COVID-19 Dashboard - Wednesday, September 09, 2020

COVID Cases in Assisted Living Residences (2/5)

Cumulative data collected as of 9/9/2020 8:00am

Facility	County	Maximum Capacity	Number of Confirmed Cases*
Brookdale Eddy Pond East	Worcester County	80	1-10
Brookdale Eddy Pond West	Worcester County	111	1-10
Brookdale Quincy Bay	Norfolk County	150	1-10
Brookside at Regency	Barnstable County	31	0
Cadbury Commons	Middlesex County	80	> 30
Cambridge Homes	Middlesex County	44	1-10
Cape Cod Senior Residences at Pocasset	Barnstable County	60	11-30
Carmel Terrace	Middlesex County	76	1-10
Carriage House at Lee's Farm	Middlesex County	63	11-30
Cedarbrook Village	Hampshire County	97	0
Chelmsford Crossings	Middlesex County	74	0
Chestnut Knoll at Glenmeadow	Hampden County	34	1-10
Chestnut Park at Cleveland Circle	Suffolk County	88	11-30
Christopher Heights of Attleboro	Bristol County	81	11-30
Christopher Heights of Belchertown	Hampshire County	95	1-10
Christopher Heights of Marlborough	Middlesex County	95	1-10
Christopher Heights of Northampton	Hampshire County	97	0
Christopher Heights of Webster	Worcester County	83	0
Christopher Heights of Worcester	Worcester County	80	11-30
Clifton Assisted Living Community	Bristol County	66	1-10
Cohen Florence Levine Estates	Suffolk County	69	1-10
Coleman House	Worcester County	22	1-10
Compass on the Bay	Suffolk County	55	> 30
Concord Park	Middlesex County	86	1-10
Connemara Senior Living Campello	Plymouth County	109	1-10
Corcoran House	Worcester County	42	0
Cornerstone at Canton	Norfolk County	92	11-30
Cornerstone at Milford	Worcester County	90	11-30
Country Club Heights	Middlesex County	107	> 30
Davis Manor	Worcester County	11	0

Facility	County	Maximum Capacity	Number of Confirmed Cases*
Decatur House	Barnstable County	28	0
Du Charme Estates Ltd.	Worcester County	18	1-10
East Village Place	Hampden County	77	11-30
Edelweiss Village	Suffolk County	65	1-10
Elizabeth Calsey House	Essex County	14	1-10
Elizabeth Calsey House at Lions Mouth Road	Essex County	26	11-30
Evans Park at Newton Corner	Middlesex County	115	1-10
Fenno House	Norfolk County	53	0
Fieldstone at The Overlook	Worcester County	17	0
Florence & Chafetz Home for Specialized Care	Suffolk County	36	1-10
Forestdale Park Assisted Living	Middlesex County	59	11-30
Gabriel House of Fall River	Bristol County	110	1-10
Gardens at Newbury Court	Middlesex County	29	1-10
Gery & Emil Eisenberg Residence	Worcester County	80	> 30
Giving Tree Senior Living LLC	Middlesex County	54	0
Glen at Grove Manor	Norfolk County	20	1-10
Goddard House	Norfolk County	119	11-30
Golden Pond Assisted Living	Middlesex County	209	> 30
Grace Morgan House	Essex County	26	0
Grove Manor Estates	Norfolk County	70	> 30
Hampton Suites at Southgate	Worcester County	117	1-10
Harbor Point at Centerville	Barnstable County	68	11-30
Harriett and Ralph Kaplan Estates	Essex County	133	> 30
Haverhill Crossings	Essex County	109	11-30
Hearthstone at Choate	Middlesex County	25	11-30
Hearthstone at New Horizons	Middlesex County	45	> 30
Heights Crossing	Plymouth County	107	> 30
Henrietta Brewer House	Dukes County	14	0
Heritage at Falmouth	Barnstable County	56	1-10
Heritage at Framingham	Middlesex County	102	1-10

Data Source: Self-Reported Data from ALRs to Office of Elder Affairs; * Includes staff and residents; Note: This list includes all Assisted Living Residences and their reported COVID-19 cases to date (staff and residents). The number of cases for a facility relies on the amount of testing conducted; facilities not included on this may have COVID-19 cases that have not yet been identified. Some facilities have tested some or all residents only; some have also tested staff. A low number of cases may reflect that not all residents and staff have not been tested, not necessarily low prevalence



Massachusetts Department of Public Health COVID-19 Dashboard - Wednesday, September 09, 2020

COVID Cases in Assisted Living Residences (3/5)

Cumulative data collected as of 9/9/2020 8:00am

Facility	County	Maximum Capacity	Number of Confirmed Cases*
Heritage Woods	Hampden County	1115	1-10
Herrick House	Essex County	90	11-30
Heywood Wakefield Commons	Worcester County	80	1-10
John Bertram House	Essex County	27	1-10
Keystone Commons	Hampden County	65	1-10
Keystone Place at Buzzards Bay	Barnstable County	102	0
Landmark at Fall River	Bristol County	91	0
Landmark at Longwood	Suffolk County	107	1-10
Landmark at Monastery Heights	Hampden County	120	11-30
Landmark at Ocean View	Essex County	91	> 30
Laurel Ridge	Berkshire County	11	0
Laurelwood at The Pinehills	Plymouth County	83	1-10
Laurentide at Mashpee Commons	Barnstable County	82	0
Leominster Crossings	Worcester County	82	1-10
Life Care Center of Stoneham	Middlesex County	18	1-10
Linda Manor Assisted Living	Hampshire County	92	1-10
Loomis Lakeside at Reeds Landing	Hampden County	15	11-30
Loomis Village	Hampshire County	21	0
Manor on the Hill	Worcester County	92	1-10
Maplewood at Brewster	Barnstable County	153	11-30
Maplewood at Mayflower Place	Barnstable County	45	1-10
Maplewood at Weston	Middlesex County	130	11-30
Marguerite's House	Essex County	106	1-10
Mason Wright Assisted Living	Hampden County	99	> 30
Methuen Village at Riverwalk Park	Essex County	95	11-30
Mill Hill Residence	Barnstable County	79	0
Nashoba Park	Middlesex County	73	0
Neville Place	Middlesex County	73	1-10
New Horizons at Choate	Middlesex County	40	1-10
New Horizons at Marlborough	Middlesex County	200	1-10

Facility	County	Maximum Capacity	Number of Confirmed Cases*
New Pond Village	Norfolk County	34	1-10
NewBridge on the Charles	Norfolk County	94	1-10
Notre Dame du Lac	Worcester County	166	> 30
Orchard Hill	Middlesex County	80	11-30
Orchard Valley of Wilbraham	Hampden County	66	1-10
Pine Hill at Kimball Farms	Berkshire County	74	0
Plymouth Crossings	Plymouth County	70	> 30
Prospect House	Suffolk County	116	1-10
Providence House	Suffolk County	139	> 30
Putnam Farm at Danvers	Essex County	84	> 30
River Mills Assisted Living at Chicopee Falls	Hampden County	109	0
RiverCourt Residences	Middlesex County	66	11-30
Robbie's Place	Middlesex County	22	1-10
Rockridge Retirement Community	Hampshire County	68	0
Rogerson House	Suffolk County	68	1-10
Rosewood Homestyle Assisted Living	Berkshire County	28	0
Ruggles Assisted Living	Suffolk County	43	1-10
Ruth's House	Hampden County	82	11-30
Sarawood	Hampden County	28	0
Scandinavian Living Center	Middlesex County	40	1-10
Seasons of Danvers	Essex County	55	1-10
Shrewsbury Crossings	Worcester County	74	1-10
Side By Side	Berkshire County	45	0
Side by Side Assisted Living Residence Veterans Annex	Berkshire County	20	0
Springhouse	Suffolk County	85	11-30
Stafford Hill Assisted Living	Plymouth County	89	11-30
Standish Village at Lower Mills	Suffolk County	108	> 30
Stone Hill at Andover	Essex County	109	1-10
Stonebridge at Burlington	Middlesex County	119	1-10
Sugar Hill	Berkshire County	49	0

Data Source: Self-Reported Data from ALRs to Office of Elder Affairs; * Includes staff and residents; Note: This list includes all Assisted Living Residences and their reported COVID-19 cases to date (staff and residents). The number of cases for a facility relies on the amount of testing conducted; facilities not included on this may have COVID-19 cases that have not yet been identified. Some facilities have tested some or all residents only; some have also tested staff. A low number of cases may reflect that not all residents and staff have not been tested, not necessarily low prevalence



Massachusetts Department of Public Health COVID-19 Dashboard - Wednesday, September 09, 2020

COVID Cases in Assisted Living Residences (4/5)

Cumulative data collected as of 9/9/2020 8:00am

Facility	County	Maximum Capacity	Number of Confirmed Cases*
Sunny Acres - Legacy Care	Middlesex County	12	1-10
Sunrise at Gardner Park	Essex County	62	1-10
Sunrise of Arlington	Middlesex County	95	>30
Sunrise of Braintree	Norfolk County	79	11-30
Sunrise of Burlington	Middlesex County	126	11-30
Sunrise of Cohasset	Norfolk County	79	1-10
Sunrise of Leominster	Worcester County	85	11-30
Sunrise of Lynnfield	Essex County	94	11-30
Sunrise of Norwood	Norfolk County	88	11-30
Sunrise of Plymouth Beach	Plymouth County	102	0
Sunrise of Wayland	Middlesex County	74	11-30
Sunrise of Weston	Middlesex County	34	1-10
Susan Bailis Assisted Living Community	Suffolk County	136	1-10
Swan Brook	Bristol County	29	1-10
Tatnuck Park at Worcester	Worcester County	83	1-10
The Arbors at Amherst	Hampshire County	86	1-10
The Arbors at Chicopee	Hampden County	92	0
The Arbors at Dracut	Middlesex County	84	1-10
The Arbors at Greenfield	Franklin County	76	0
The Arbors at Stoneham	Middlesex County	89	11-30
The Arbors at Stoughton	Norfolk County	91	>30
The Arbors at Taunton	Bristol County	87	>30
The Arbors at Westfield	Hampden County	90	11-30
The Assisted Living Residences at Hancock Park	Norfolk County	42	0
The Branches of Framingham	Middlesex County	104	1-10
The Branches of Marlboro	Middlesex County	104	11-30
The Branches of North Attleboro	Bristol County	104	11-30
The Cottages at Dartmouth Village	Bristol County	94	1-10
The Elms at Briarwood	Worcester County	34	0
The Enclave of Franklin	Norfolk County	96	1-10

Facility	County	Maximum Capacity	Number of Confirmed Cases*
The Evergreens	Worcester County	12	0
The Falls at Cordingly Dam	Middlesex County	93	>30
The Gables at Winchester	Middlesex County	141	1-10
The Gables of Fitchburg	Worcester County	70	1-10
The Inn at Silver Lake	Plymouth County	93	11-30
The Landing at Laurel Lake	Berkshire County	80	0
The Linden at Danvers	Essex County	116	1-10
The Linden at Dedham	Norfolk County	113	1-10
The Parc at Harbor View Senior Living	Suffolk County	73	1-10
The Reserve at East Longmeadow	Hampden County	126	1-10
The Residence at Cedar Dell	Bristol County	80	1-10
The Residence at Five Corners	Bristol County	90	11-30
The Residence at Freeman Lake	Middlesex County	85	1-10
The Residence at Melrose Station	Middlesex County	92	1-10
The Residence at Orchard Grove	Worcester County	60	0
The Residence at Pearl Street	Middlesex County	89	>30
The Residence at Penniman Hill	Plymouth County	92	0
The Residence at Riverbend	Essex County	83	1-10
The Residence at Valley Farm	Middlesex County	82	11-30
The Residence at Vinnin Square	Essex County	88	11-30
The Residence at Watertown Square	Middlesex County	95	1-10
The Residences at Sherburne Commons	Nantucket County	54	0
The Rubin Home Assisted Living	Essex County	16	1-10
The Saab Residence	Middlesex County	62	11-30
The Wellington at Springfield	Hampden County	108	0
The Woodlands Inn at Edgewood	Essex County	40	1-10
Thirwood Place	Barnstable County	95	0
Traditions of Dedham	Norfolk County	96	0
Traditions of Wayland	Middlesex County	81	11-30
Victorian Health of Chatham	Barnstable County	40	0

Data Source: Self-Reported Data from ALRs to Office of Elder Affairs; * Includes staff and residents; Note: This list includes all Assisted Living Residences and their reported COVID-19 cases to date (staff and residents). The number of cases for a facility relies on the amount of testing conducted; facilities not included on this may have COVID-19 cases that have not yet been identified. Some facilities have tested some or all residents only; some have also tested staff. A low number of cases may reflect that not all residents and staff have not been tested, not necessarily low prevalence



Massachusetts Department of Public Health COVID-19 Dashboard - Wednesday, September 09, 2020

COVID Cases in Assisted Living Residences (5/5)

Cumulative data collected as of 9/9/2020 8:00am

Facility	County	Maximum Capacity	Number of Confirmed Cases*
Village at Willow Crossings	Bristol County	118	> 30
Visiting Nurse Assisted Living	Middlesex County	97	0
Waltham Crossings	Middlesex County	112	> 30
Waterstone at Wellesley	Norfolk County	52	1-10
Whaler's Cove	Bristol County	130	1-10
Whitcomb House	Worcester County	87	0
White Oak Cottages	Norfolk County	24	1-10
Whitney Place at Natick	Middlesex County	106	11-30
Whitney Place at Northborough	Worcester County	83	1-10
Whitney Place at Northbridge	Worcester County	30	1-10
Whitney Place at Sharon	Norfolk County	91	11-30
Whitney Place at Westborough	Worcester County	85	1-10
Whitney Suites at Westborough	Worcester County	43	1-10
Winchester Mount Vernon House	Middlesex County	17	0
Windrose at Weymouth	Norfolk County	53	11-30
Windrose at Woburn	Middlesex County	33	11-30
Windsor Place of Wilmington	Middlesex County	101	11-30
Wingate Residences at Boylston Place	Norfolk County	48	1-10
Wingate Residences at Haverhill	Essex County	69	11-30
Wingate Residences at Melbourne	Berkshire County	124	0
Wingate Residences at Needham	Norfolk County	101	> 30
Wingate Residences at Norton	Bristol County	82	1-10
Winter Valley Residences	Norfolk County	17	0
Wood Haven Senior Living	Middlesex County	58	11-30
Woodlands at Pleasant Bay	Barnstable County	59	0
Youville House Assisted Living Residence, Inc.	Middlesex County	143	11-30
Youville Place	Middlesex County	101	> 30
Zelma Lacey House	Suffolk County	83	1-10

Data Source: Self-Reported Data from ALRs to Office of Elder Affairs; * Includes staff and residents; Note: This list includes all Assisted Living Residences and their reported COVID-19 cases to date (staff and residents). The number of cases for a facility relies on the amount of testing conducted; facilities not included on this may have COVID-19 cases that have not yet been identified. Some facilities have tested some or all residents only; some have also tested staff. A low number of cases may reflect that not all residents and staff have not been tested, not necessarily low prevalence



PPE Distribution by Recipient Type and Geography

Cumulative PPE distribution as of 9/8/2020 at 3:00pm

PPE Distribution Summary - By Entity Type

Entity	N95s/KN95s	Masks	Gloves	Gowns	Ventilators
Community health center	74,370	107,450	103,600	21,249	0
EMS (Private)	38,500	47,900	63,600	3,548	0
Hospital	251,580	234,400	307,200	58,446	679
Local BOH	17,085	60,700	96,000	2,436	0
Local Municipalities (e.g. Fire, Police, Public EMS)	525,913	465,896	1,654,907	164,602	0
Nursing home/Senior living	403,690	944,850	1,175,600	178,424	0
Other (e.g. home and pediatric care)	7,074,707	9,362,263	3,449,945	204,726	0
Public safety (30-day supply)	167,325	0	0	0	0
State agency	2,653,785	1,323,836	3,695,697	122,656	0
Total distributions	11,206,955	12,547,295	10,546,549	756,087	679

PPE Distribution Summary - By Region

Central Massachusetts	1,101,259	1,374,767	1,082,802	95,954	83
Metro Boston	385,701	489,450	789,742	54,111	204
Metro West	1,760,360	2,101,182	1,440,406	185,231	136
Northeastern Massachusetts	1,293,466	1,648,913	783,952	56,770	117
Southeastern Massachusetts	1,370,275	1,887,335	1,711,276	156,374	79
State agency	3,995,552	3,402,151	4,126,430	111,648	0
Western Massachusetts	1,300,342	1,643,497	611,941	95,999	60
Total distributions	11,206,955	12,547,295	10,546,549	756,087	679

Note: Total distributions include those from DPH and MEMA. Those state agencies which are not linked to specific geographies are tagged as state agencies. The "other" category includes all entities that cannot be classified as one of the 8 entity types.



PPE Distribution by Recipient Type and Geography

Cumulative PPE distribution as of 9/8/2020 at 3:00pm

Region	Entity	N95s/KN95s	Masks	Gloves	Gowns	Ventilators	Region	Entity	N95s/KN95s	Masks	Gloves	Gowns	Ventilators
Central Massachusetts	Community health center	10,900	30,350	16,800	3,198	0	Northeastern Massachusetts	Community health center	2,760	3,300	9,000	546	0
	EMS (Private)	3,800	3,300	5,000	900	0		EMS (Private)	2,000	6,900	10,200	120	0
	Hospital	23,120	13,600	18,200	5,106	83		Hospital	29,730	32,800	11,600	2,242	117
	Local BOH	2,060	9,000	18,000	490	0		Local BOH	2,720	6,000	9,200	80	0
	Local Municipalities (e.g. Fire, Police, Public EMS)	92,570	57,884	252,650	30,254	0		Local Municipalities (e.g. Fire, Police, Public EMS)	48,636	56,708	278,300	15,356	0
	Nursing home/Senior living	57,880	141,000	132,200	26,469	0		Nursing home/Senior living	50,025	127,900	155,600	15,686	0
	Other (e.g. home and pediatric care)	894,479	1,115,333	639,552	28,737	0		Other (e.g. home and pediatric care)	1,124,775	1,415,305	310,052	22,340	0
	Public safety (30-day supply)	14,450	0	0	0	0		Public safety (30-day supply)	32,820	0	0	0	0
	State agency	2,000	4,300	400	800	0		State agency	0	0	0	400	0
Total	1,101,259	1,374,767	1,082,802	95,954	83	Total	1,293,466	1,648,913	783,952	56,770	117		
Metro Boston	Community health center	9,960	19,200	22,900	4,230	0	Southeastern Massachusetts	Community health center	11,390	17,400	12,400	735	0
	EMS (Private)	5,000	0	0	0	0		EMS (Private)	3,860	6,600	12,000	186	0
	Hospital	39,110	45,500	90,900	9,580	204		Hospital	59,800	44,800	71,300	12,240	79
	Local BOH	3,720	1,000	6,000	300	0		Local BOH	3,860	15,600	43,600	1,106	0
	Local Municipalities (e.g. Fire, Police, Public EMS)	53,151	28,200	309,120	13,670	0		Local Municipalities (e.g. Fire, Police, Public EMS)	107,132	118,005	418,320	41,632	0
	Nursing home/Senior living	25,890	82,950	52,700	10,666	0		Nursing home/Senior living	97,805	207,850	333,400	38,456	0
	Other (e.g. home and pediatric care)	241,215	311,550	283,722	14,997	0		Other (e.g. home and pediatric care)	1,044,758	1,470,280	788,856	58,279	0
	Public safety (30-day supply)	6,455	0	0	0	0		Public safety (30-day supply)	37,800	0	0	0	0
	State agency	1,200	1,050	24,400	668	0		State agency	3,870	6,800	31,400	3,740	0
Total	385,701	489,450	789,742	54,111	204	Total	1,370,275	1,887,335	1,711,276	156,374	79		
Metro West	Community health center	31,160	18,350	21,500	10,314	0	Western Massachusetts	Community health center	8,200	18,850	21,000	2,226	0
	EMS (Private)	14,440	16,600	4,000	1,240	0		EMS (Private)	9,400	14,500	32,400	1,102	0
	Hospital	63,420	33,400	115,200	19,274	136		Hospital	36,400	64,300	0	10,004	60
	Local BOH	1,920	17,500	14,200	160	0		Local BOH	2,805	11,600	5,000	300	0
	Local Municipalities (e.g. Fire, Police, Public EMS)	125,391	102,402	218,324	29,208	0		Local Municipalities (e.g. Fire, Police, Public EMS)	99,033	102,697	178,193	34,482	0
	Nursing home/Senior living	116,230	216,000	365,100	56,395	0		Nursing home/Senior living	55,860	169,150	136,600	30,752	0
	Other (e.g. home and pediatric care)	1,361,331	1,689,730	662,982	63,350	0		Other (e.g. home and pediatric care)	1,054,849	1,257,900	234,348	16,783	0
	Public safety (30-day supply)	42,785	0	0	0	0		Public safety (30-day supply)	33,015	0	0	0	0
	State agency	3,683	7,200	39,100	5,290	0		State agency	780	4,500	4,400	350	0
Total	1,760,360	2,101,182	1,440,406	185,231	136	Total	1,300,342	1,643,497	611,941	95,999	60		

Note: Total distributions include those from DPH and MEMA. Those state agencies which are not linked to specific geographies are tagged as state agencies. The "other" category includes all entities that cannot be classified as one of the 8 entity types.



PPE Distribution by Recipient Type and Geography

Cumulative PPE distribution as of 9/8/2020 at 3:00pm

Region	Entity	N95s/KN95s	Masks	Gloves	Gowns	Ventilators
State agency	Community health center	0	0	0	0	0
	EMS (Private)	0	0	0	0	0
	Hospital	0	0	0	0	0
	Local BOH	0	0	0	0	0
	Local Municipalities (e.g. Fire, Police, Public EMS)	0	0	0	0	0
	Nursing home/Senior living	0	0	0	0	0
	Other (e.g. home and pediatric care)	1,353,300	2,102,165	530,433	240	0
	Public safety (30-day supply)	0	0	0	0	0
	State agency	2,642,252	1,299,986	3,595,997	111,408	0
	Total	3,995,552	3,402,151	4,126,430	111,648	0
Massachusetts	Community health center	74,370	107,450	103,600	21,249	0
	EMS (Private)	38,500	47,900	63,600	3,548	0
	Hospital	251,580	234,400	307,200	58,446	679
	Local BOH	17,085	60,700	96,000	2,436	0
	Local Municipalities (e.g. Fire, Police, Public EMS)	525,913	465,896	1,654,907	164,602	0
	Nursing home/Senior living	403,690	944,850	1,175,600	178,424	0
	Other (e.g. home and pediatric care)	7,074,707	9,362,263	3,449,945	204,726	0
	Public safety (30-day supply)	167,325	0	0	0	0
	State agency	2,653,785	1,323,836	3,695,697	122,656	0
	Total	11,206,955	12,547,295	10,546,549	756,087	679

Note: Total distributions include those from DPH and MEMA. Those state agencies which are not linked to specific geographies are tagged as state agencies. The "other" category includes all entities that cannot be classified as one of the 8 entity types.