

[Subscribe: COVID-19 updates](#)

Sign up to receive email or mobile alerts when this data is updated, as well as other periodic COVID-19 updates.

Not all cases of COVID-19 are tested, so it is not representative of the total number of people in Minnesota who have or had COVID-19.

Data is for cases that were tested and returned positive. Numbers are cumulative since Jan. 20, 2020. All data are preliminary and may change as cases are investigated.

Updated April 1, 2020

Updated daily at 11 a.m., with data current as of 4 p.m. the previous day.

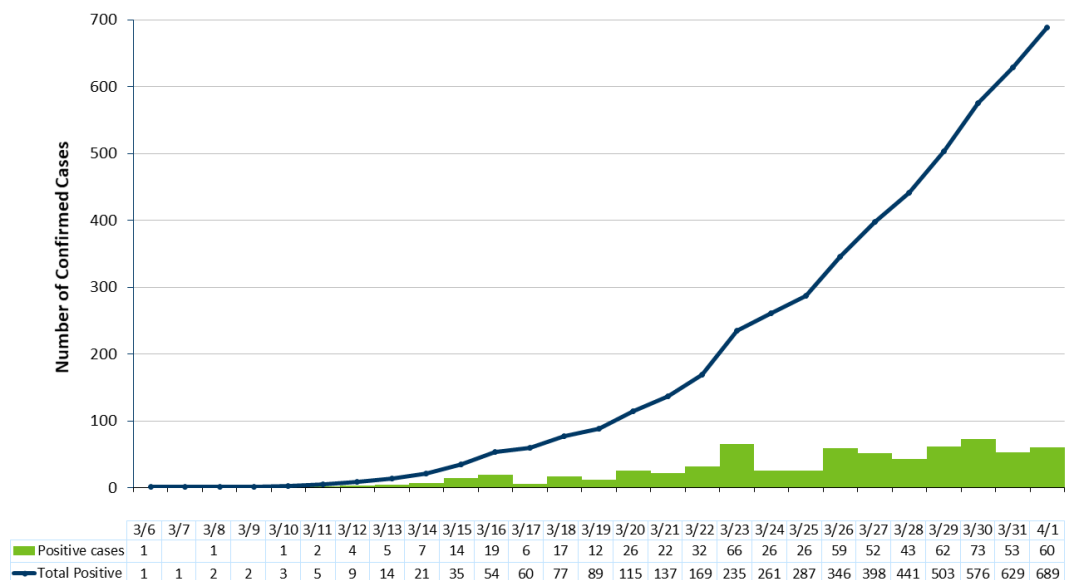
Testing

Total approximate number of completed tests: 21,191

- Total approximate number of completed tests from the MDH Public Health Lab: 8,280
- Total approximate number of completed tests from external laboratories: 12,911

Minnesota Case Information

- Total positive: 689
 - Deaths: 17
 - Patients who no longer need to be isolated: 342



[Guidance Library](#)

Related Topics

[Behavioral Health ar](#)

[COVID-19](#)

[Infectious Respirator](#)

[Illness](#)

[2019 Novel Coronavi](#)

(Hmong)

Hospitalization

[Koronafayraska Cusidee 2019](#)

(Somali)

[Enfermedad del Coronavirus 2019](#)

(COVID-19)

(Spanish)

[COVID-19 PSA in American Sign Language \(ASL\)](#)

COVID-19 Hotline:

Interpreters available

Health questions:

651-201-3920 or 1-800-657-3903

7 a.m. to 7 p.m.

Schools and child care questions:

651-297-1304 or 1-800-657-3504

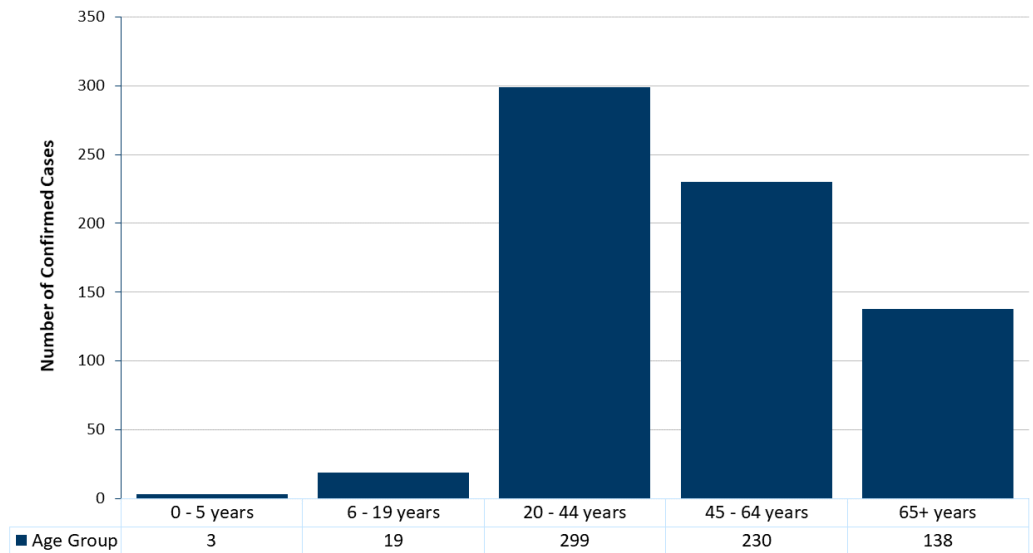
7 a.m. to 7 p.m.

Contact us:

If you have questions or comments about this page, use our [IDEP Comment Form](#) or call 651-201-5414 for the MDH [Infectious Disease Epidemiology, Prevention Control Division](#).

- Total cases requiring hospitalization: 122
 - Hospitalized as of today: 54
 - Hospitalized in ICU as of today: 27

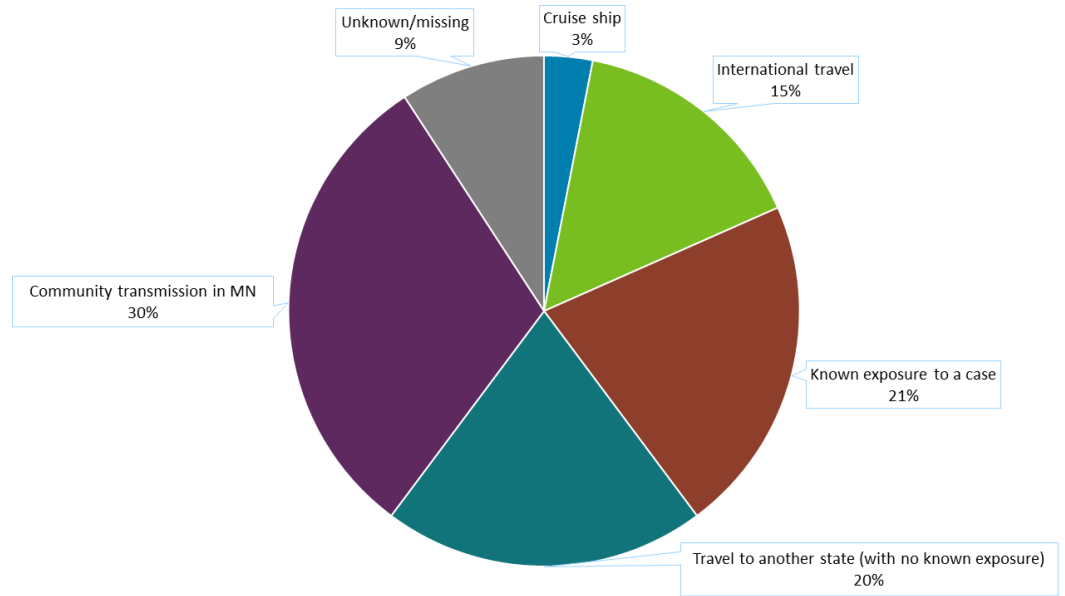
Demographics



	Median Age	Age Range
All cases	47	4 months - 104 years
Non-hospitalized cases	42	4 months - 104 years
Hospitalized cases	64	6 - 95 years
Hospitalized cases in ICU	65	33 - 95 years
Deaths	84	58 - 95 years

- Gender: 51% female, 48% male, 0% other

Likely Exposure



	Percent of Cases
Cruise ship	3%
International travel	15%
Known exposure to a case	21%
Travel to another state (with no known exposure)	20%
Community transmission in MN	30%
Unknown/missing	9%

Cases by County of Residence

County of residence is confirmed during the case interview. At the time of this posting not all interviews have been completed. The data on this map may not equal the total number of reported positive cases.



sr | es

County	Cases
Anoka	26

Beltrami	4
Benton	1
Big Stone	1
Blue Earth	9
Brown	2
Carlton	2
Carver	10
Cass	1
Chisago	3
Clay	7
Clearwater	2
Cottonwood	3
Crow Wing	1
Dakota	48
Dodge	10
Douglas	1
Faribault	2
Fillmore	8
Freeborn	2
Goodhue	4
Hennepin	218
Isanti	2
Itasca	1
Jackson	1
Kandiyohi	2
Lac qui Parle	1
Le Sueur	15
Lincoln	1
Lyon	2
Mahnomen	1
Martin	29
Meeker	1
Mower	14
Nicollet	3
Olmsted	61
Otter Tail	1
Ramsey	66
Renville	1
Rice	4
Scott	10
Sherburne	8
Sibley	1
St. Louis	13

Stearns	5
Steele	6
Traverse	2
Wabasha	6
Waseca	3
Washington	44
Watonwan	2
Wilkin	1
Winona	10
Wright	6
Yellow Medicine	1

We will not release specific locations for any patients being tested in order to protect patient privacy.

Choosing a county on the interactive map above will provide the case count, the legend is located in the upper left. This map will not work if your browser is in compatibility mode.

Health professionals evaluating a patient for suspected coronavirus disease 2019 (COVID-19), should follow guidance for [Evaluating and Testing for Coronavirus Disease 2019 \(COVID-19\)](#).

[2020 News Releases](#)

For more information about the outbreak, potential risks, and protective recommendations, see [CDC: Coronavirus Disease 2019 \(COVID-19\)](#).

[Individual & Family Health](#)

[Health Care Facilities, Providers
& Insurance](#)

[Data, Statistics and Legislation](#)

[Diseases & Conditions](#)

[Healthy Communities, Environment
& Workplaces](#)

[About MDH](#)

[Locations & Directions](#)

[Comments & Questions](#)

[Privacy Statement & Disclaimer](#)

[Equal Opportunity](#)

651-201-5000 Phone
888-345-0823 Toll-free

Information on this website is available in alternative formats upon request.

