

[Subscribe: COVID-19 updates](#)

Sign up to receive email or mobile alerts when this data is updated, as well as other periodic COVID-19 updates.

Data is for cases that were tested and returned positive. Numbers are cumulative since Jan. 20, 2020. All data are preliminary and may change as cases are investigated.

Not all suspected cases of COVID-19 are tested, so this data is not representative of the total number of people in Minnesota who have or had COVID-19.

Updated April 3, 2020

Updated daily at 11 a.m., with data current as of 4 p.m. the previous day.

Dates provided are those when the case, hospitalization, or death was first posted in this situation report.

## Testing

Total approximate number of completed tests: 24,227

- Total approximate number of completed tests from the MDH Public Health Lab: 8,682
- Total approximate number of completed tests from external laboratories: 15,545

## Minnesota Case Information

- Total positive: 789
  - Patients who no longer need to be isolated: 410

[Guidance Library](#)

### Related Topics

[Behavioral Health ar  
COVID-19](#)

[Infectious Respirator  
Illness](#)

[2019 Novel Coronavi](#)

(Hmong)

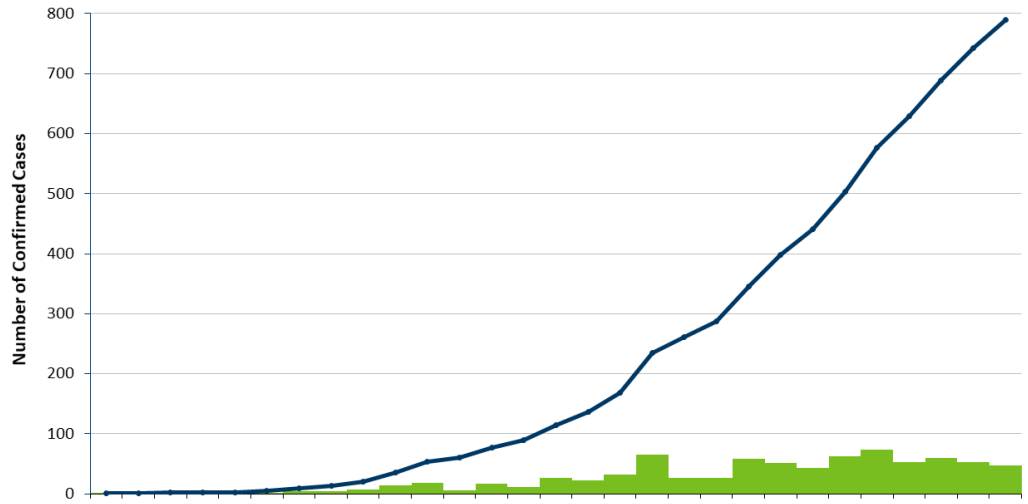
[Koronafayraska Cusidee 2019](#)

(Somali)

[Enfermedad del Coronavirus 2019 \(COVID-19\)](#)

(Spanish)

[American Sign Language \(ASL\) Video](#)



	3/6	3/7	3/8	3/9	3/10	3/11	3/12	3/13	3/14	3/15	3/16	3/17	3/18	3/19	3/20	3/21	3/22	3/23	3/24	3/25	3/26	3/27	3/28	3/29	3/30	3/31	4/1	4/2	4/3
Positive cases	1	1	1	2	4	5	7	14	19	6	17	12	26	22	32	66	26	26	59	52	43	62	73	53	60	53	47		
Total Positive	1	1	2	2	3	5	9	14	21	35	54	60	77	89	115	137	169	235	261	287	346	398	441	503	576	629	689	742	789

**COVID-19 Hotline:**  
Interpreters available

Health questions:

651-201-3920 or 1-800-657-3903

7 a.m. to 7 p.m.

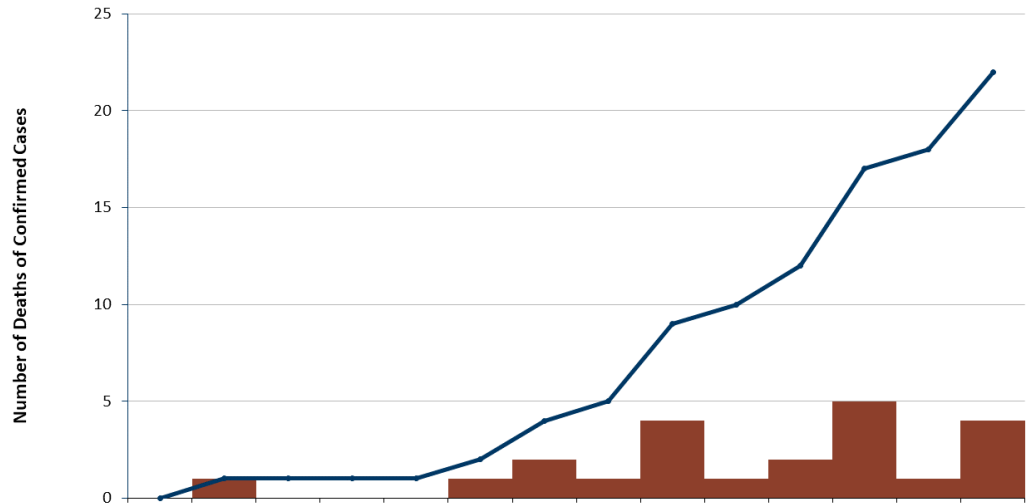
Schools and child care questions:

651-297-1304 or 1-800-657-3504

7 a.m. to 7 p.m.

## Deaths

- Total deaths: 22



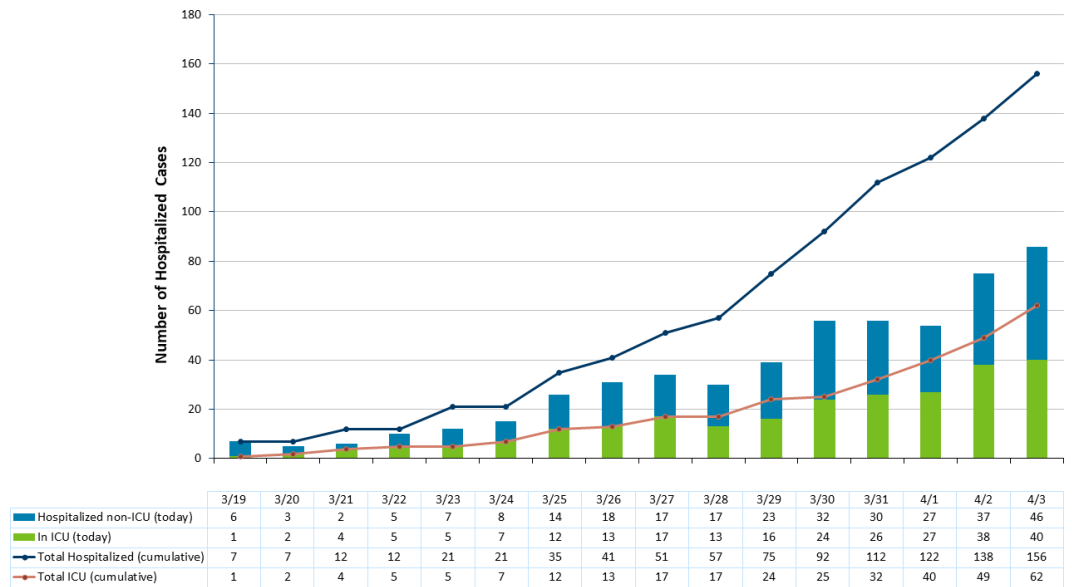
	3/21	3/22	3/23	3/24	3/25	3/26	3/27	3/28	3/29	3/30	3/31	4/1	4/2	4/3
Newly reported deaths	0	1	1	1	1	1	2	1	4	1	2	5	1	4
Deaths (cumulative)	0	1	1	1	1	2	4	5	9	10	12	17	18	22

## Contact us:

If you have questions or comments about this page, use our [IDEPC Comment Form](#) or call 651-201-5414 for the MDH [Infectious Disease Epidemiology, Prevention Control Division](#).

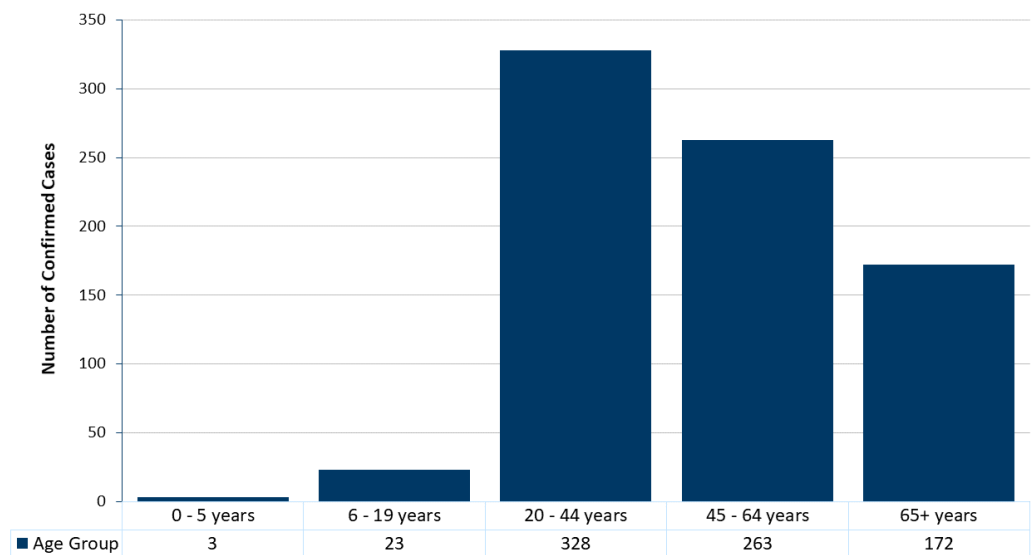
## Hospitalization

- Total cases requiring hospitalization: 156
  - Hospitalized as of today: 86
    - Hospitalized in ICU as of today: 40



## Demographics

### Age

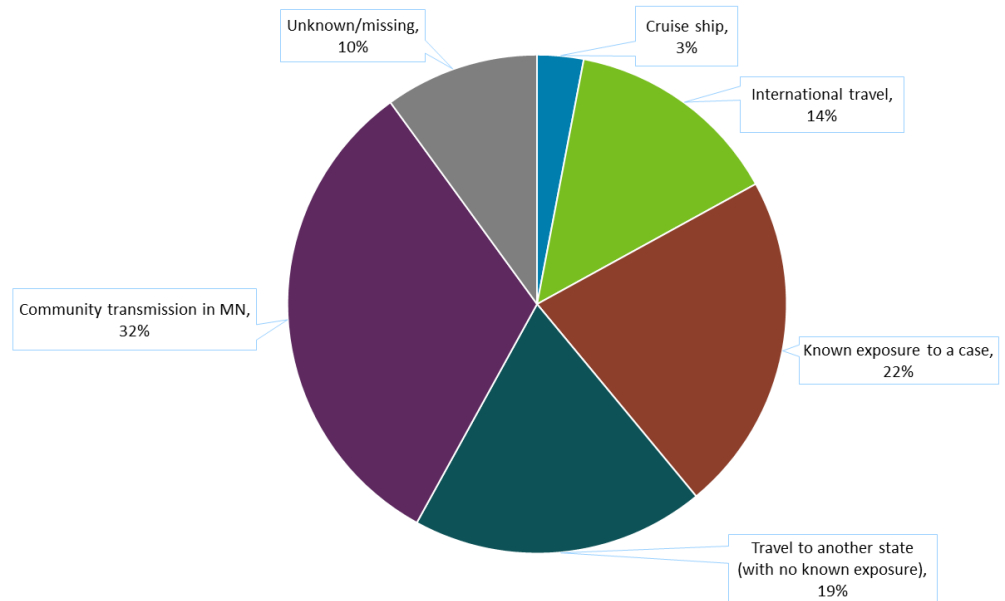


	Median Age	Age Range
All cases	48	4 months - 104 years
Non-hospitalized cases	42	4 months - 104 years
Hospitalized cases	64	6 - 98 years
Hospitalized cases in ICU	66	25 - 95 years
Deaths	84	58 - 95 years

### Gender

- 51% female, 49% male, 0% other

## Likely Exposure



Likely Exposure	Percent of Cases
Cruise ship	3%
International travel	14%
Known exposure to a case	22%
Travel to another state (with no known exposure)	19%
Community transmission in MN	32%
Unknown/missing	10%

## Cases by County of Residence

County of residence is confirmed during the case interview. At the time of this posting not all interviews have been completed. The data on this map may not equal the total number of reported positive cases.

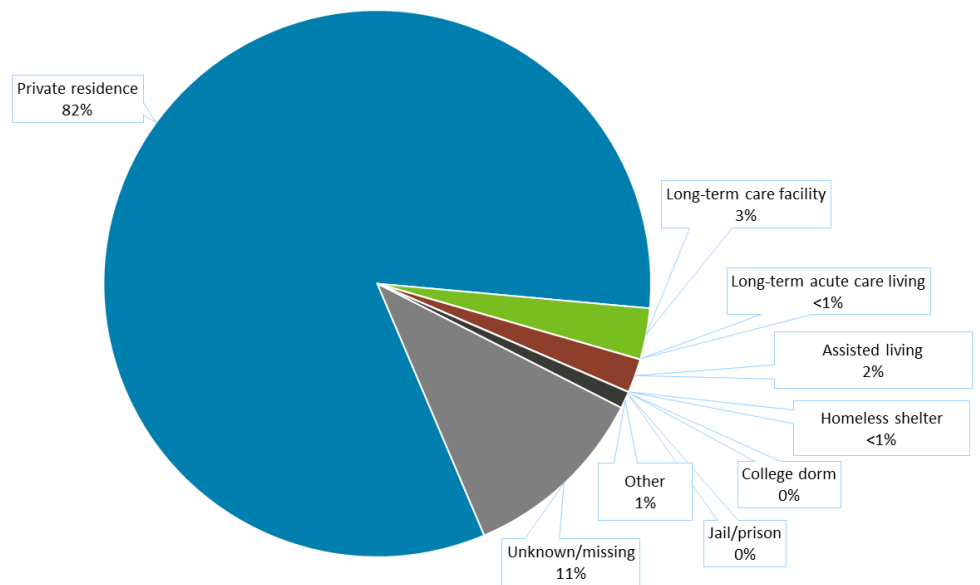
County	Cases
Anoka	34
Beltrami	4
Benton	1
Big Stone	1
Blue Earth	10
Brown	2
Carlton	5
Carver	10
Cass	1
Chisago	4
Clay	8
Clearwater	2
Cottonwood	5
Crow Wing	3
Dakota	54
Dodge	10
Douglas	1
Faribault	3
Fillmore	9
Freeborn	7
Goodhue	5
Hennepin	242
Isanti	2
Itasca	2
Jackson	1
Kandiyohi	2
Koochiching	1
Lac qui Parle	1
Le Sueur	19
Lincoln	1
Lyon	3
Mahnomen	1
Martin	32
Meeker	1
Mower	15
Nicollet	3
Olmsted	76
Otter Tail	1
Ramsey	71
Renville	2
Rice	3
Scott	11
Sherburne	8

Sibley	1
St. Louis	13
Stearns	5
Steele	6
Traverse	2
Wabasha	6
Waseca	3
Washington	51
Watsonwan	3
Wilkin	2
Winona	11
Wright	7
Yellow Medicine	1

We will not release specific locations for any patients being tested in order to protect patient privacy.

Choosing a county on the interactive map above will provide the case count, the legend is located in the upper left. This map will not work if your browser is in compatibility mode.

## Residence Type



Residence Type	Percent of Cases
Private residence	82%
Long-term care facility	3%
Long-term acute living	<1%
Assisted living	2%
Homeless shelter	<1%
Jail/prison	0
College dorm	0
Other	1%

Unknown/missing	11%
-----------------	-----

[CDC: Coronavirus Disease 2019 \(COVID-19\) Cases in the U.S..](#)

Individual & Family Health

Health Care Facilities, Providers  
& Insurance

Data, Statistics and Legislation

Diseases & Conditions

Healthy Communities, Environment  
& Workplaces

About MDH

Locations & Directions

Comments & Questions

Privacy Statement & Disclaimer

Equal Opportunity

651-201-5000 Phone  
888-345-0823 Toll-free

Information on this website is available in alternative formats upon request.

