



[Subscribe: COVID-19 updates](#)

Sign up to receive email or mobile alerts when this data is updated, as well as other periodic COVID-19 updates.

Data is for cases that were tested and returned positive. Numbers are cumulative since Jan. 20, 2020. All data are preliminary and may change as cases are investigated.

Not all suspected cases of COVID-19 are tested, so this data is not representative of the total number of people in Minnesota who have or had COVID-19.

Updated April 4, 2020

Updated daily at 11 a.m., with data current as of 4 p.m. the previous day.

Dates provided are those when the case, hospitalization, or death was first posted in this situation report.

## Testing

---

Total approximate number of completed tests: 25,423

- Total approximate number of completed tests from the MDH Public Health Lab: 8,738
- Total approximate number of completed tests from external laboratories: 16,685

## Minnesota Case Information

---

- Total positive: 865
  - Patients who no longer need to be isolated: 440

[Guidance Library](#)

---

### Related Topics

---

[Behavioral Health ar  
COVID-19](#)

---

[Infectious Respirator  
Illness](#)

---

[2019 Novel Coronavi](#)

(Hmong)

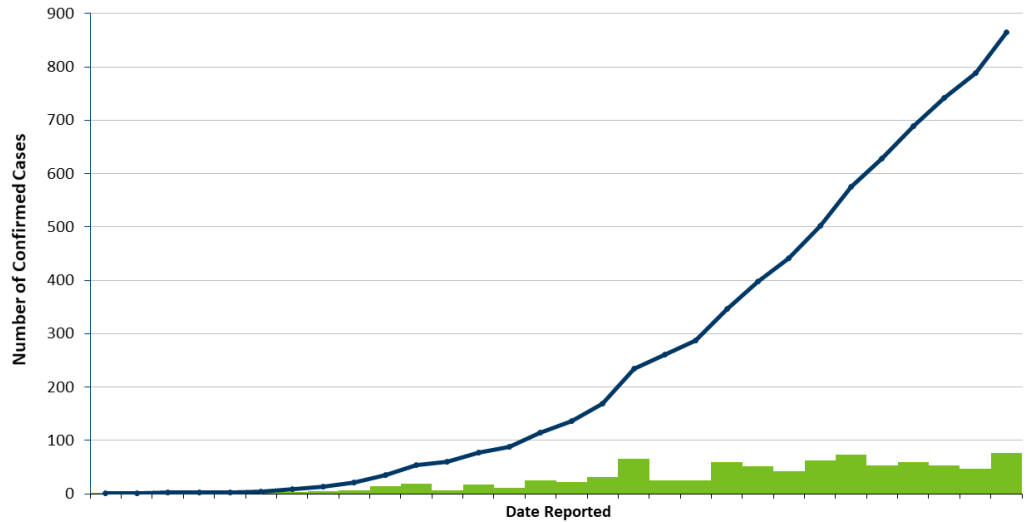
[Koronafayraska Cusidee 2019](#)

(Somali)

[Enfermedad del Coronavirus 2019 \(COVID-19\)](#)

(Spanish)

[American Sign Language \(ASL\) Video](#)



**COVID-19 Hotline:**  
Interpreters available

Health questions:

651-201-3920 or 1-800-657-3903

7 a.m. to 7 p.m.

Schools and child care questions:

651-297-1304 or 1-800-657-3504

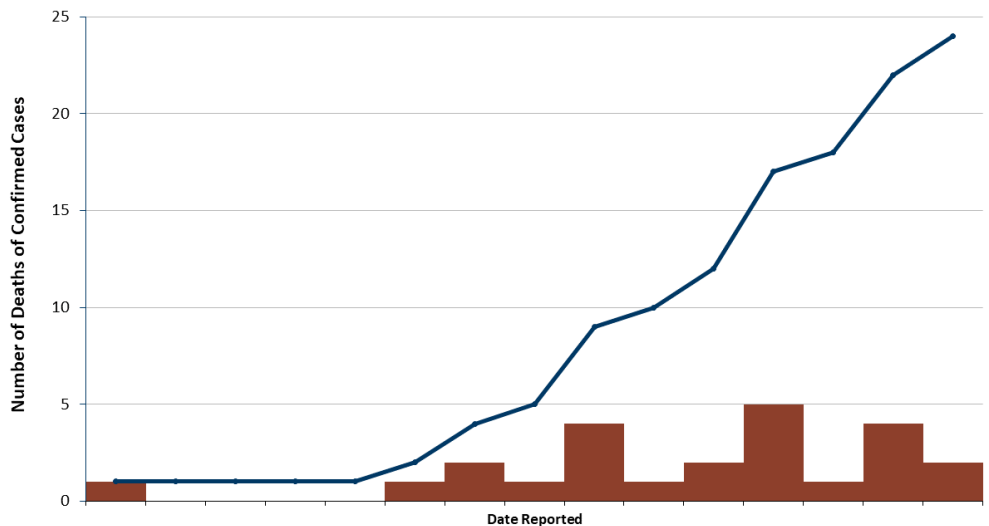
7 a.m. to 7 p.m.

### Contact us:

If you have questions or comments about this page, use our [IDEPC Comment Form](#) or call 651-201-5414 for the MDH [Infectious Disease Epidemiology, Prevention Control Division](#).

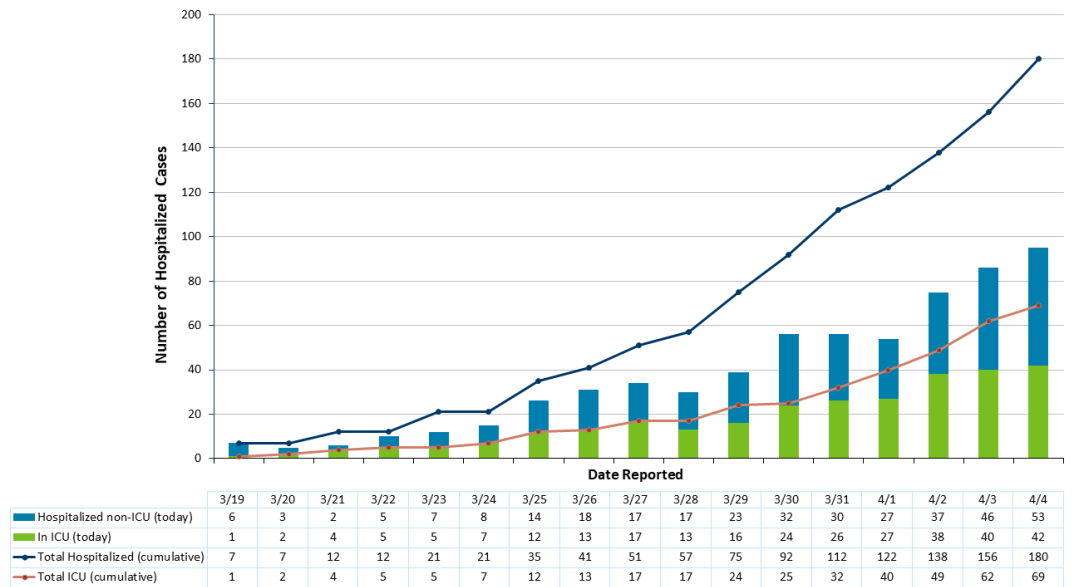
## Deaths

- Total deaths: 24



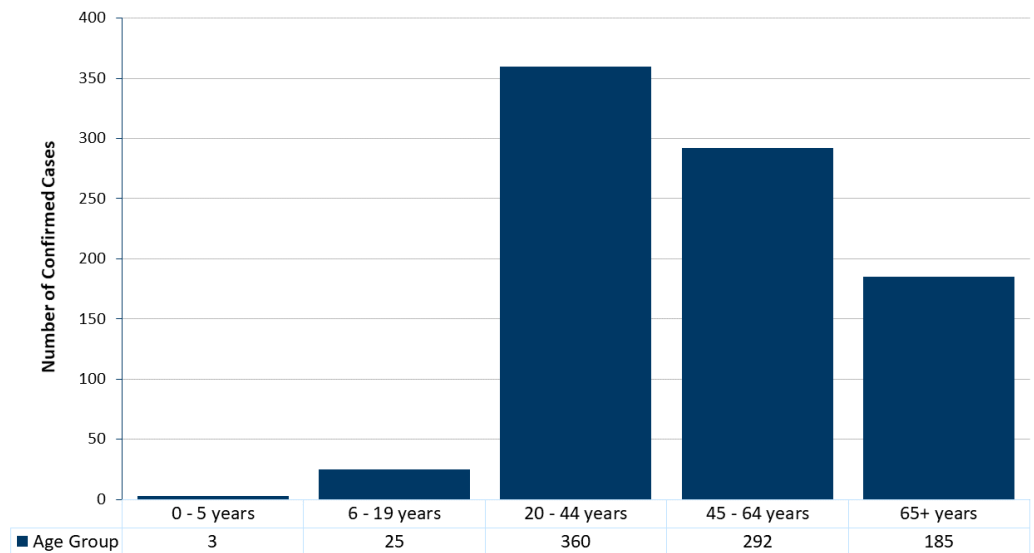
## Hospitalization

- Total cases requiring hospitalization: 180
  - Hospitalized as of today: 95
    - Hospitalized in ICU as of today: 42



## Demographics

### Age

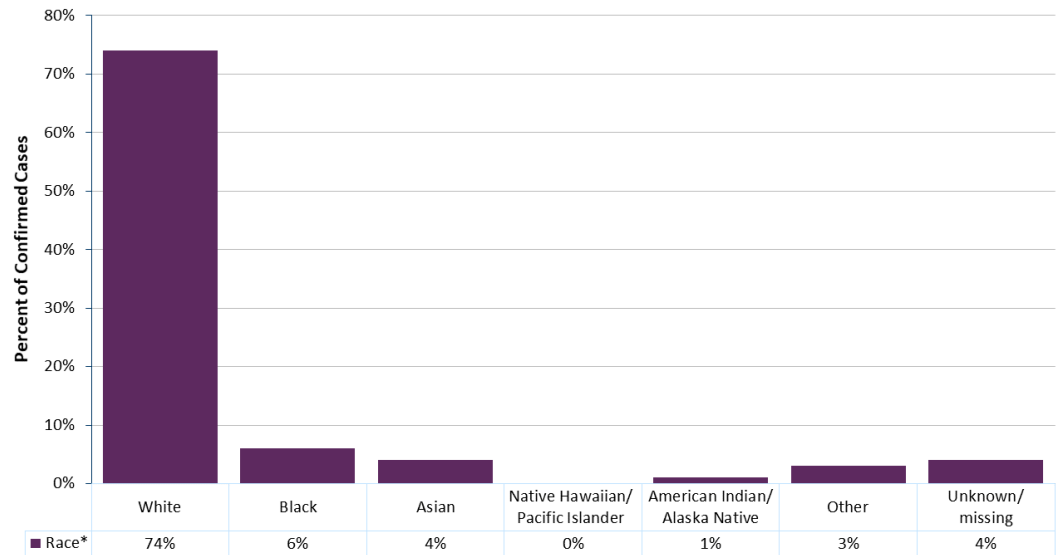


|                           | Median Age | Age Range            |
|---------------------------|------------|----------------------|
| All cases                 | 48         | 4 months - 104 years |
| Non-hospitalized cases    | 42         | 4 months - 104 years |
| Hospitalized cases        | 64         | 6 - 98 years         |
| Hospitalized cases in ICU | 67         | 25 - 95 years        |
| Deaths                    | 86         | 58 - 100 years       |

### Gender

- 51% female, 49% male, 0% other

### Race

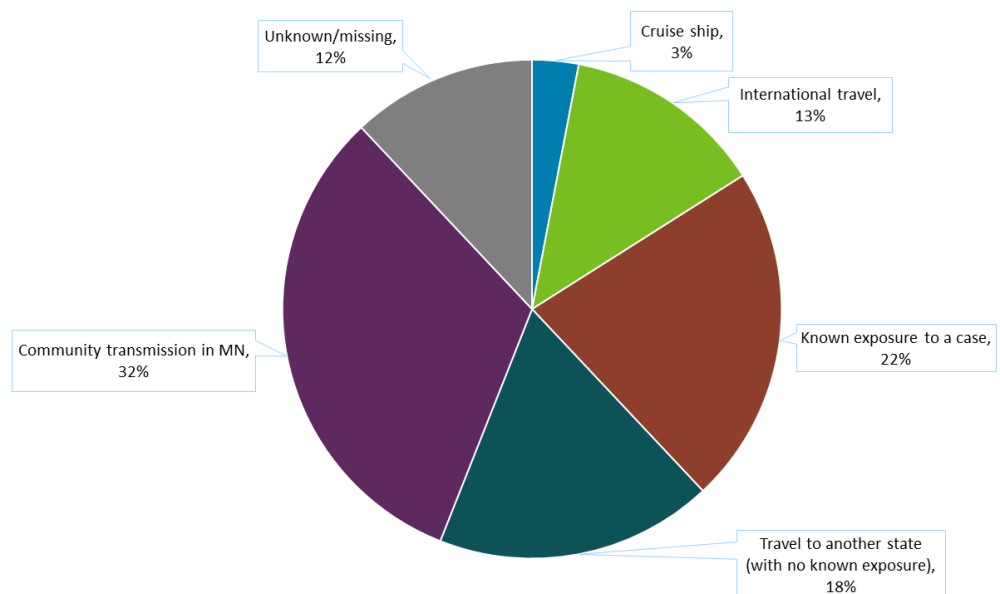


\*Cases can have more than one race

| Race                                 | Percent of Cases |
|--------------------------------------|------------------|
| White                                | 74%              |
| Black                                | 6%               |
| Asian                                | 4%               |
| Native Hawaiian/<br>Pacific Islander | 0%               |
| American Indian/<br>Alaska Native    | 1%               |
| Other                                | 3%               |
| Unknown/missing                      | 4%               |

Cases can have more than one race.

## Likely Exposure



| Likely Exposure          | Percent of Cases |
|--------------------------|------------------|
| Cruise ship              | 3%               |
| International travel     | 13%              |
| Known exposure to a case | 22%              |

|   |     |
|---|-----|
| Travel to another state<br>(with no known exposure) | 18% |
| Community transmission in MN                        | 32% |
| Unknown/missing                                     | 12% |

## Cases by County of Residence

County of residence is confirmed during the case interview. At the time of this posting not all interviews have been completed. The data on this map may not equal the total number of reported positive cases.

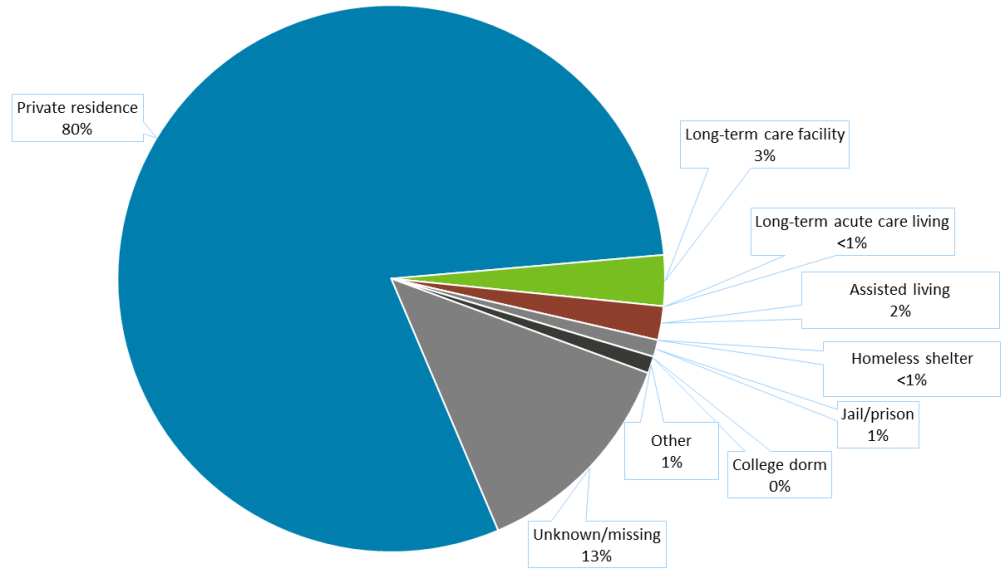
| County     | Cases |
|------------|-------|
| Anoka      | 36    |
| Beltrami   | 5     |
| Benton     | 1     |
| Big Stone  | 1     |
| Blue Earth | 14    |
| Brown      | 3     |
| Carlton    | 8     |
| Carver     | 10    |
| Cass       | 1     |
| Chisago    | 4     |
| Clay       | 13    |
| Clearwater | 2     |
| Cottonwood | 5     |
| Crow Wing  | 5     |
| Dakota     | 56    |
| Dodge      | 10    |
| Douglas    | 1     |

|                 |     |
|-----------------|-----|
| Faribault       | 3   |
| Fillmore        | 9   |
| Freeborn        | 10  |
| Goodhue         | 8   |
| Hennepin        | 252 |
| Isanti          | 3   |
| Itasca          | 2   |
| Jackson         | 1   |
| Kandiyohi       | 2   |
| Koochiching     | 1   |
| Lac qui Parle   | 1   |
| Le Sueur        | 20  |
| Lincoln         | 1   |
| Lyon            | 3   |
| Mahnomen        | 1   |
| Martin          | 32  |
| McLeod          | 1   |
| Meeker          | 1   |
| Mower           | 17  |
| Nicollet        | 4   |
| Olmsted         | 88  |
| Otter Tail      | 1   |
| Polk            | 1   |
| Ramsey          | 79  |
| Renville        | 2   |
| Rice            | 4   |
| Scott           | 12  |
| Sherburne       | 9   |
| Sibley          | 1   |
| St. Louis       | 13  |
| Stearns         | 6   |
| Steele          | 8   |
| Traverse        | 2   |
| Wabasha         | 6   |
| Waseca          | 3   |
| Washington      | 54  |
| Watonwan        | 3   |
| Wilkin          | 2   |
| Winona          | 13  |
| Wright          | 8   |
| Yellow Medicine | 1   |

We will not release specific locations for any patients being tested in order to protect patient privacy.

Choosing a county on the interactive map above will provide the case count, the legend is located in the upper left. This map will not work if your browser is in compatibility mode.

## Residence Type



| Residence Type          | Percent of Cases |
|-------------------------|------------------|
| Private residence       | 80%              |
| Long-term care facility | 3%               |
| Long-term acute living  | <1%              |
| Assisted living         | 2%               |
| Homeless shelter        | <1%              |
| Jail/prison             | 1%               |
| College dorm            | 0                |
| Other                   | 1%               |
| Unknown/missing         | 13%              |


## Long-term Care Facilities with Outbreaks, by County

Outbreak is defined as 1 or more resident(s) or staff with laboratory-confirmed COVID-19. Only facilities with 10 or more residents will be listed.

| County    | Facility                               |
|-----------|--|
| Anoka     | Anoka Rehabilitation and Living Center |
| Clay      | Eventide Lutheran Home                 |
| Crow Wing | Minnesota Teen Challenge               |
| Dakota    | Brookdale West St. Paul                |
| Dakota    | Inverwood Senior Living                |
| Faribault | Friendship Court                       |
| Freeborn  | Fountain Centers                       |
| Hennepin  | Catholic Eldercare on Main             |
| Hennepin  | Heritage of Edina Inc                  |
| Hennepin  | Presbyterian Homes of Bloomington      |

|            |  |
|------------|--|
| Hennepin   | Shalom Home West                           |
| Hennepin   | Sunrise of Edina                           |
| Hennepin   | The Glenn Minnetonka                       |
| Hennepin   | The Sanctuary at Brooklyn Center           |
| Hennepin   | The Villa at Bryn Mawr                     |
| Hennepin   | The Waters of Edina                        |
| Hennepin   | Vernon Terrace                             |
| Hennepin   | Walker Methodist Health Center             |
| Martin     | Temperance Lake Ridge                      |
| Olmsted    | Rochester East Health Services             |
| Olmsted    | Rochester Rehabilitation and Living Center |
| Ramsey     | Cherrywood Pointe of Roseville LLC         |
| Ramsey     | Presbyterian Homes of Arden Hills          |
| Ramsey     | The Estates at Roseville LLC               |
| Ramsey     | The Waters of White Bear Lake              |
| St. Louis  | Superior View Apartments                   |
| Washington | Saint Therese of Woodbury                  |
| Washington | Stonecrest                                 |
| Washington | The Encore at Mahtomedi                    |
| Washington | The Gables of Boutwells Landing            |
| Wilkin     | St. Francis Home                           |
| Winona     | Sauer Health Care                          |

- 
- [Minnesota COVID-19 Public Dashboard](#)
  - [Minnesota's COVID-19 Response and Preparation Capacity](#)
  - [CDC: Coronavirus Disease 2019 \(COVID-19\) Cases in the U.S.](#)





[Individual & Family Health](#)

[Health Care Facilities, Providers  
& Insurance](#)

[Data, Statistics and Legislation](#)

[Diseases & Conditions](#)

[Healthy Communities, Environment  
& Workplaces](#)

[About MDH](#)

[Locations & Directions](#)

[Comments & Questions](#)

[Privacy Statement & Disclaimer](#)

[Equal Opportunity](#)

651-201-5000 Phone  
888-345-0823 Toll-free

Information on this website is available in alternative formats upon request.

